



WFP's Operational Requirements, Shortfalls and Priorities for 2007

As at 1 February 2007

TABLE OF CONTENTS

<u>PART I: Operational Requirements and Shortfalls</u>	1
Overview of 2007 Programme of Work	2
Emergency Operations	3
Protracted Relief and Recovery Operations	3
Special Operations	4
Development	4
New Projects in 2007	5
Immediate Response Account (IRA)	5
Refugees and IDP Related Operations	7
Global Hazards Outlook	8
<u>PART II: Operational Priorities List</u>	11
High Profile Operations	14
Operations Facing Critical Shortfalls	
Asia	20
Middle East, Central Asia and Eastern Europe	25
West Africa	27
Southern Africa	33
East and Central Africa	34
Latin America and the Caribbean	36
Special Focus on Development in Selected Bureaux: ODB and ODP	40
Annexes	
Table: WFP 2007 Relief Food Aid Needs and Funding Shortfalls	44
Table: Special Operations 2007 Needs and Shortfalls	48
Table: 2007 WFP Development Activities Food Aid Needs and Funding Shortfalls	50
Table: Programme of Work by Country	52
Table: Resources to Raise in 2007 by Bureau and Commodity Group	54
Table: Contributions to the Immediate Response Account (IRA)	55
Table: 2006 IRA Allocations	56
Table: 2007 – Total Contributions to WFP Operational Activities	58

Part I: WFP's Operational Requirements and Shortfalls

Overview of 2007 Programme of Work

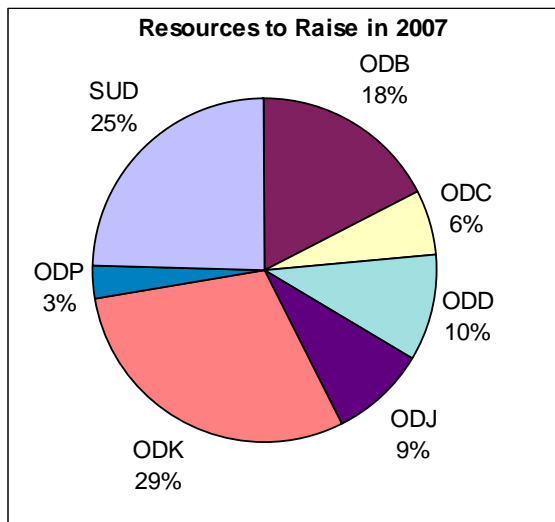
According to current estimates, the World Food Programme (WFP) has identified over 80 million people in need of food assistance in 2007. The total cost of WFP's planned activities to assist these beneficiaries comes to US\$3.2 billion, although 2006 carryover stocks reduce the requirements to US\$3.0 billion.¹ WFP works in crisis areas that are subject to rapid change, and clearly food aid needs fluctuate throughout the year.

Programme of Work 2007

	2007 Planned Beneficiaries	2007 Beneficiary Needs (US\$ million)	2007 Resources to Raise (US\$ million) ²	2007 Shortfall (US\$ million)
EMOPs	15,732,173	972.4	955.5	683.5
PRROs	42,930,010	1,739.7	1,596.1	1,482.2
SO	0	146.2	146.2	136.8
DEV	22,224,423	400.0	343.1	316.3
Overall	80,886,606	3,258.3	3,040.9	2,618.8
Estimated additional resources to be raised in 2007 to ensure distribution in early 2008 (15% of beneficiary needs)				488.74
Total estimated resources to be raised				3,529.64

Over US\$422 million has already been allocated against 2007 requirements. In 2006 donors generously contributed US\$180 million for projects beginning in 2007, which allowed WFP to continue distributing food in January. An additional US\$204 million has been assigned since the beginning of year, as well as US\$38 million of multilateral funds and transfer stock from closed operations.

These allocations result in an overall shortfall of US\$2.6 billion for 2007 needs. Considering the estimated funds of US\$489 million which will be required before the end of the year to allow smooth distribution into 2008, WFP needs to raise US\$3.5 billion this year.



Emergency Operations (EMOPs) and Protracted Relief and Recovery Operations (PRROs) require more than 83 percent of total funds in 2007. This includes WFP's largest humanitarian operation at the moment, Sudan, with a total requirement in 2007 of over US\$685 million.

Special Operations (SOs) continue to play a critical role in ensuring delivery of WFP's aid, and require US\$146.2 million in 2007. Development projects need only 12 percent of total resources – US\$400 million, yet will benefit 27 percent of the total beneficiaries.

¹ These figures update the 2007 Programme of Work as published in the "Projected 2007 Needs for WFP Projects and Operations" (the Blue Book). All carryover stocks for each project will be finalized at the end of March with the completion of all Standard Project Reports (SPRs) and revised needs for 2007 will be finalized at this point.

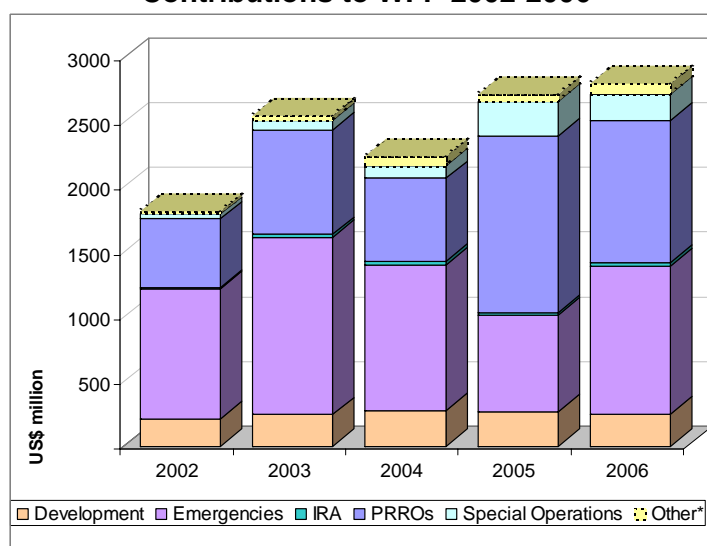
² These figures do not include resource transfers from one operation to another.

WFP's operations are predominantly focused in Sub-Saharan Africa which requires over 73 percent of resources in 2007 (see chart on previous page). The East and Central Africa Bureau (ODK) has the greatest resourcing needs of any region – around US\$908 million – followed by Sudan as a stand alone country with 25 percent of resources to raise in 2007 (US\$754 million), and Asia (ODB) which requires 18 percent of WFP's 2007 portfolio, amounting to US\$534 million.

In comparison with the 2006 Programme of Work, EMOP total beneficiary needs have decreased by over 22 percent. Aside from the decrease in the number of EMOPs from 30 in 2006 to 18 in 2007, the significant emergency interventions in Pakistan and in Lebanon were successfully closed. In the South of Sudan, WFP is moving from general food distribution to more targeted interventions, leading to a reduction in tonnage, and an addition reduction in local transport and storage costs has also occurred. Needs for the Kenya EMOP in 2007 are currently half those for last year as the project is only programmed until June 2007.

The reduction in Special Operation needs from US\$375 million in 2006 to US\$146.2 million in 2007 can be attributed to the reduced EMOP portfolio, since SOs often are linked to these interventions. Furthermore, the operational requirements and resources are being closely monitored, with improved focus and accountability.

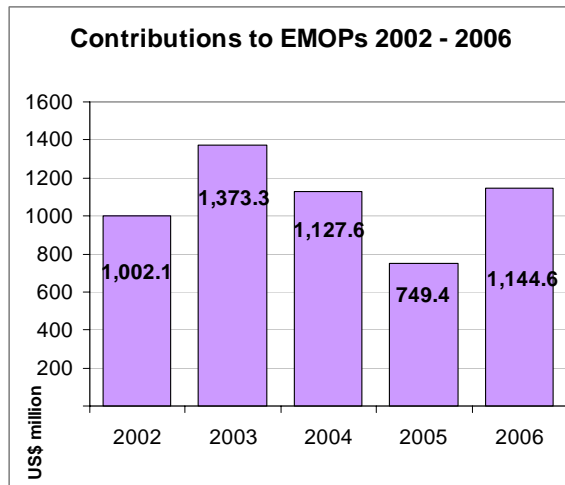
Contributions to WFP 2002-2006



TOTAL CONTRIBUTIONS TO WFP					
(in US\$ Million)					
	2002	2003	2004	2005	2006
Development	213.2	245.2	276.1	269.6	248.0
Emergencies	1,002.1	1,373.3	1,127.6	749.4	1,144.6
IRA	12.5	19.4	25.1	18.7	31.9
PRROs	530.4	809.7	642.5	1,364.5	1,094.8
Special Operations	37.6	74.7	96.1	264.5	202.9
Other*	25.8	32.6	74.1	57.7	83.7
TOTAL	1,821.6	2,555.0	2,241.5	2,724.4	2,805.9
Bilateral	45.6	1,035.4	996.5	148.3	56.7

* Other: contributions to Trust Funds, Special Accounts and General Fund.

Emergency Operations



WFP is currently operating 18 emergency operations (EMOPs) in 17 different countries across Africa, Asia, Latin America and the Middle East. A total of US\$956 million is required to enable WFP to provide life-saving assistance to more than 15 million beneficiaries. However US\$272 million has been contributed so far, amounting to 28 percent of resources needed.

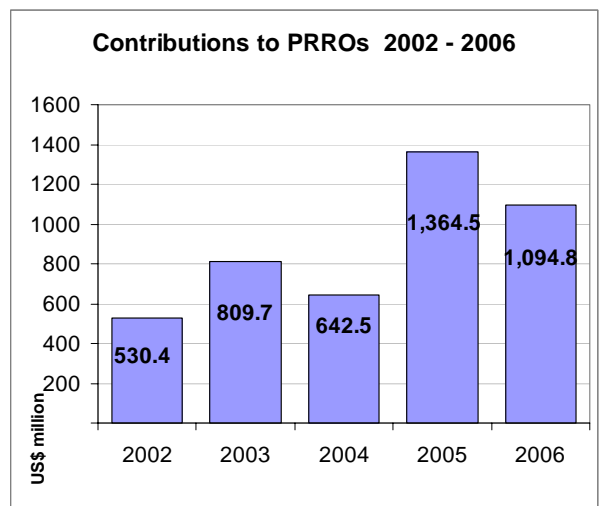
East Africa continues to dominate WFP's emergency activities, with 81 percent of operational needs providing relief to displaced people in Sudan and drought-affected populations in Kenya. Other significant interventions include refugee and IDP relief in Chad, and assistance to school children and other vulnerable groups in Iraq.

A list of total requirements and shortfalls for EMOPs in 2007 can be found in the table "Status of WFP 2007 Relief Food Aid Needs and Funding Shortfalls" in the annex and more detailed information on high priority EMOPs or those with critical pipeline breaks can be found in the second section of this report "Operational Priorities" (and on the web at www.wfp.org/appeals).

Protracted Relief and Recovery Operations

Protracted relief and recovery operations (PRROs) form the bulk of WFP's operations. A total of 61 projects aim to feed 43 million people in 52 countries, with a total cost of US\$1.7 billion. The greatest need is in Sub-Saharan Africa, which accounts for more than 68 percent of PRRO required needs.

WFP's largest PRROs are in Ethiopia providing assistance to drought-affected populations, in Southern Africa, assisting food insecure and HIV/AIDS affected beneficiaries in seven different countries, in Afghanistan offering relief in post-conflict drought-affected areas, and in Uganda supporting refugees, internally displaced people and other vulnerable groups.

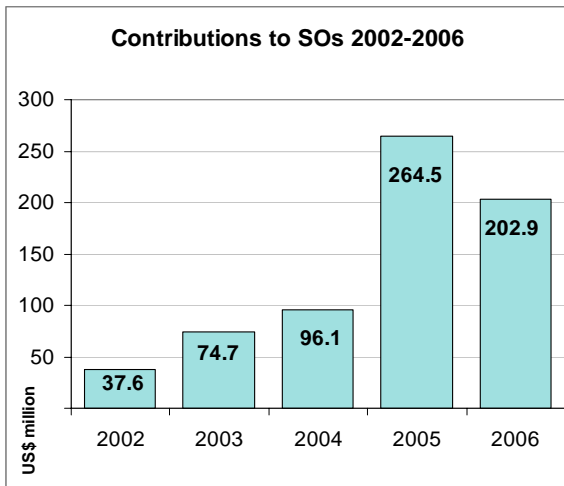


As of January 1 2007, the regional project in the Great Lakes was split into individual country PRROs. This will allow WFP to provide more effective and efficient implementation of projects, and reduce overhead costs. Other projects in West African Coastal and Southern African regions will follow this trend during 2007.

The current funding shortfall for PRROs is 92 percent. Without contributions, beneficiaries who are often highly dependent on WFP food aid will be severely affected.

A list of total requirements and shortfalls for PRROs in 2007 can be found in the Table "Status of WFP 2007 Relief Food Aid Needs and Funding Shortfalls" and more detailed information on high priority PRROs or those with critical pipeline breaks can be found in the second section of this report "Operational Priorities" (and on the web at www.wfp.org/appeals).

Special Operations



There are currently 22 active Special Operations (SOs), of which 9 are for UNHAS, 1 for UNJLC, and the remainder for augmented logistics or emergency infrastructure projects or other common services. Thanks to effective donor contributions, some SOs have received enough funding to enable them carry out their activities. On the other hand the majority of the active SO projects are still in urgent need of funding. As of 12 February 2007 these operations received contributions amounting to US\$481 million to meet operational requirements. This, if compared to the total requirements of US\$626.6 million leaves SOs with a heavy US\$146.2 million shortfall against total requirements.

SOs are a separate programme category complementing WFP relief operations, mainly by addressing operational bottlenecks that hinder the flow of food to beneficiaries. SO activities include airlifts of non-food items, information and communications technology (ICT) and air services for the international humanitarian community, projects to rehabilitate roads, airports, railways and ports and operational support activities involving specialized equipment and action against landmines.

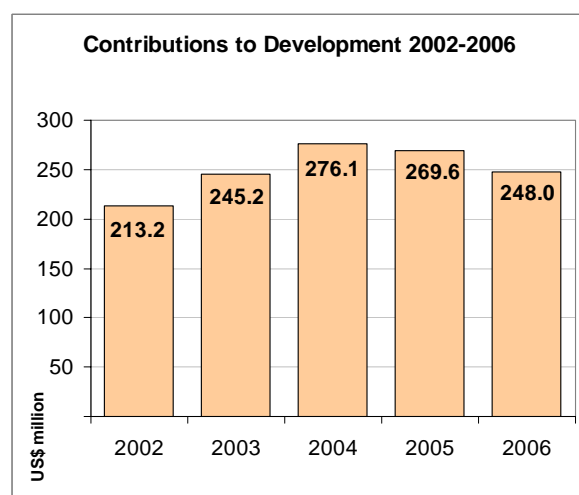
Sos are used in WFP interventions to (i) rehabilitate and enhance transport and logistics infrastructure to permit timely and efficient delivery of food assistance, especially to meet emergency and protracted relief needs; and (ii) enhance operations and coordination in the United Nations system and with other partners by providing designated common services.

Further information about Special Operations can be found in the table "Special Operations 2007 Needs and Shortfalls" in the annex. Details of Sos with critical shortfalls can be found in the second section of this report "Operational Priorities".

Development

WFP's development projects aim to assist 22 million beneficiaries through 54 separate operations in 2007. Development activities include school feeding, assistance to people infected and/or affected by HIV/AIDS, mother and child health (MCH), training activities and rehabilitation and disaster mitigation through food-for-work.

These activities are an essential component of WFP's strategy to fight hunger. Development activities help communities move from



dependence to self-reliance by strengthening the social and economic fabric of societies. Development also assists in mitigating disasters and augmenting preparedness. Many activities (school feeding, nutritional support to HIV/AIDS affected people) are also implemented in EMOPs and PRROs as well as in Country Programmes, emphasising how these development activities provide critical assistance in both emergency and relief situations.

The 2007 overall development needs for all country offices has been estimated at approximately US\$400 million. After taking into account carry-over stocks and contributions, WFP still requires US\$316 million to fund its development portfolio.

A recent downward trend of funding for development programmes is of concern. The 2006 shortfall for development was US\$112.9 million, amounting to 33 percent of total needs. Donors are encouraged to continue their valuable support to this vital portfolio.

New Projects in 2007

WFP has 42 new projects in 2007. The emergence of single country operations from the closure of the projects in the Great Lakes and West African Coastal regions contributes to the high number of new PRROs (22). WFP has six new EMOPs, two of which are IRA-funded projects responding to urgent emergency situations. In Syria, WFP is now assisting around 6,000 refugees and vulnerable people affected by the Iraq crisis, and 50,000 people affected by Typhoon Reming in the Philippines. The remaining EMOPs are providing continued assistance in some of the most pressing emergency crises – Chad, Ecuador, the Gambia and Sudan.

In addition, the Executive Board has approved ten new Country Programmes in 2007, as well as one new Development Project. There is one new SO in Somalia carrying out rehabilitation works at Mogadishu Port, Kismayo Port, and at key bottlenecks in the road networks to streamline the delivery of emergency food aid within South Somalia. In addition there are two new Sops that will shortly be launched in Mozambique, providing air support and logistics augmentation for flood-affected populations, and in Central African Republic, providing increased logistical support for the PRRO for conflict-affected populations.

Immediate Response Account

2006 was a historic year for the Immediate Response Account (IRA), with the largest amount of external funding since its inception in 1991. This supported an unprecedented allocation level of US\$136 million. The IRA's role as a vital mechanism for WFP's rapid and efficient response in the face of food emergencies has been confirmed.

IRA MOVEMENTS, 2002-2006 (as at 31 December 2006)

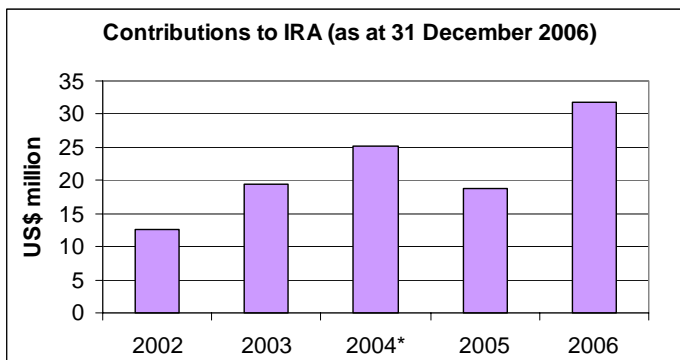
(US\$ million)

	<u>2002</u>	<u>2003</u>	<u>2004*</u>	<u>2005</u>	<u>2006</u>
New contributions	12.5	19.4	25.1	18.7	31.9
Allocations to operations	36	56.2	87.2	103.7	136.1
Revolved funds	8.5	38.7	41	63.4	82.6

* Excluding US\$ 20 million approved by the EB in 2003

A total of 58 relief projects were assisted during 2006, including eight Special Operations, and Country Directors under Delegated Authority approved ten Immediate Response EMOPs, for which funds were made available in 48 hours. The Horn of Africa operations made significant

use of the IRA and were allocated over US\$70 million, allowing WFP to respond to the natural and civil crises that affected the region during 2006. Around US\$18 million were allocated to operations in the Great Lakes Region (Burundi, Democratic Republic of Congo and Rwanda) assisting refugees, returnees and those affected by conflict, and US\$12 million helped WFP respond promptly in Lebanon with logistical and food support to the conflict-affected population. Timely assistance was also provided for operations in Algeria, Angola, Central African Republic, Chad, Colombia, Côte d'Ivoire, Indonesia, Iraq, Mauritania, Nepal, the Philippines, Sri Lanka, Tanzania, and Timor-Leste. The IRA operates collaboratively with the UN Central Emergency Response Fund (CERF) in ensuring WFP's response to life-threatening situations.



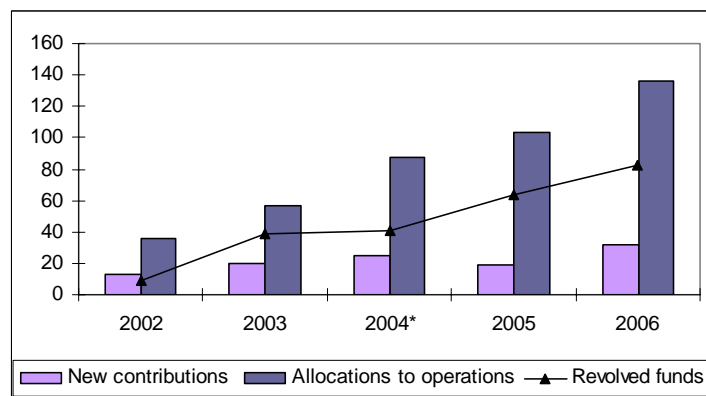
WFP wishes to thank all donors who have contributed to the IRA. Over US\$30 million was donated in fresh contributions in 2006, a 71 percent increase from 2005, demonstrating donors' appreciation for the critical role that this mechanism plays in addressing relief needs.

A record US\$82.6 million was revolved to the fund – this is when donor contributions to an operation that has

already benefited from the IRA reimburse the Account to allow other emergency operations to benefit. WFP encourages donors to continue their pro-active approach to revolving funds. In-kind donations or donor conditions such as bag markings can limit the opportunities to replenish the Account.

Between 1 – 31 January 2007 there were new IRA contributions amounting to some US\$18,000 and US\$6 million was replenished to the fund, which means a total of US\$41.5 million is now available for further allocations. Five projects have benefited from the IRA so far in 2007: Ethiopia PRRO, Chad EMOP, Sudan EMOP, WAC Regional PRRO and Chad SO.

Further information can be found in the tables "2006 IRA Allocations" and "Contributions to the Immediate Response Account" in the annex.



Refugees and IDP Related Operations

WFP and UNHCR are working together in 2007 in 31 country operations for refugees and returnees. As part of the cluster system, the two agencies also coordinate on issues of support to internally displaced persons in several other countries. WFP and UNHCR are committed to providing a full package of services jointly to refugees, that includes protection, food, non-food items, health and education. Without sufficient funding for both agencies, providing the complete and coordinated package of assistance is jeopardized. Both agencies wish to continue to bring to the attention of donors the urgent importance of coordinated support for refugees and IDPs by funding both WFP and UNHCR.

WFP/UNHCR Assistance to Refugees and Returnees		
	2006	2007
Refugees	1.9 million	2.2 million
Returnees	2 million	1.3 million
Number of countries	30	31

On-going close working relations between the two agencies at the country level have been reinforced by Joint Plans of Action (JPA) which has been prepared for 2007 by each of the countries where joint operations are in place. Joint Assessment Missions (JAMs) continue to take place on a yearly basis in major refugee operations and to establish needs in new or changing refugee situations. Recent JAMs have taken place in Algeria and in Cameroon (for refugees from the Central African Republic); in previous months, other JAMs were conducted in, inter alia, Chad, Rwanda, Sudan and Tanzania. Major policy and operational issues are reviewed regularly at High Level Meetings between WFP and UNHCR, and through on-going contact at headquarters level. Following the recommendation of the last High Level Meeting between the two agencies, there has been further joint work on nutritional issues, which has included a review of the food basket, specifically regarding adequate provision of micronutrients and suitable fortified food items for young children. Joint nutrition surveys were undertaken in a number of operations; the latest was in January 2007 in the refugee operation in Nepal.

Large refugee operations where WFP and UNHCR will continue to work together into 2007 include those in Algeria, Chad, Ethiopia, Kenya, Nepal, Sudan, Tanzania, Uganda and Zambia. New joint operations are being established in The Gambia, for refugees from the Casamance area of Senegal, and in Mozambique, where WFP is taking over responsibility from UNHCR for food procurement, delivery and distributions to a small caseload of refugees in a camp in the north of the country. As part of the new phase of the Nepal operation, WFP is now responsible for food distributions in the camps. Contingency plans are in place for several potential regional crises in Africa, most recently for Guinea and Somalia, but also for Côte d'Ivoire and for the Democratic Republic of the Congo. A contingency plan has also been drawn up in coordination with UNHCR and other partners for possible needs of increasing numbers of IDPs in Iraq and increased numbers of vulnerable refugees in neighbouring countries as a result of the sectarian violence that has intensified since February 2006.

In joint interventions by UNHCR and WFP in Kenya, coordinated response was made to the influx of Somali refugees in Kenya (peaking in October) and to the impact of the massive floods which caused widespread suffering and disrupted services to the Dadaab camp for Somali refugees. WFP mounted an air operation in response to the floods, which supported operations for the refugees as well as for other flood-affected populations. In Chad, violence in the eastern part of the country has affected operations for both refugees and IDPs; WFP and UNHCR both

lost supplies in looting in Abeche warehouses in November, and both, along with NGO partners, have been working with a reduced field presence in the conflict-affected area.

On-going donor support is required for the repatriation of refugees from neighbouring countries to Sudan and to Angola, Burundi, DR Congo, Liberia and Rwanda, among others. Support is also required for programmes designed to ensure that returnees have the resources and capacity to rebuild their lives on their return home.

Global Hazards Outlook

AFRICA

In **East Africa**, regional instability is likely to continue with the developing political situation in Somalia involving a number of countries in the region. In **Burundi**, two million people hit by recent floods need urgent assistance until June to avert a food crisis whereas the political and security situation is increasingly tense. In **Uganda**, the situation continues to be highly unstable as peace talks remain stalled. It is anticipated, that resumption of hostilities would have significant humanitarian implications in southern Sudan, northern Uganda and possibly DR Congo.

In **Sudan**, the security situation is likely to continue to deteriorate and negatively impact humanitarian operations, with increasing violence against humanitarian workers and distrust towards the African Union. The humanitarian situation along the borders of **Chad, Central African Republic (CAR) and Sudan** is severely deteriorating as violence in Darfur has spilled over into the neighbouring countries. More than 150,000 people in northern parts of **CAR** are reported to have been forced to flee their homes in recent months because of severe levels of violence perpetrated by armed groups. Meanwhile, UNHCR now estimates that more than 100,000 Chadians are displaced within their own country. In **DR Congo**, the humanitarian crisis is set to continue, with security in the east remaining a major issue and violence in different parts of the country continuing to lead to population displacement. The post-election situation needs continued monitoring while food insecurity remains a major issue.

In **West Africa**, tensions are escalating in **Guinea** after President Lansana Conte declared martial law in mid-February after unions resumed a general strike against his rule in violent protests. There are concerns that instability in Guinea's Forest Region, bordering Guinea-Bissau, Liberia, Sierra Leone and Cote d'Ivoire could spill over into the region. The socio-political situation in **Cote d'Ivoire** remains extremely precarious and could under a worst case scenario result in the displacement of 1.5 million persons, if there is a resumption of conflict. The production prospects in most countries in the region are above average. However, there are large disparities in food availability among different countries and within the same country. **Niger, Mauritania and Burkina Faso** need special attention due to existing pockets of food insecurity. Rates of acute child malnutrition in 8 countries in the region exceed the WHO emergency threshold of 10% requiring urgent emergency response.

The **Southern Africa** sub-region, especially **Mozambique**, will continue to suffer the effects of recent severe flooding, expected to continue until March. In **Zimbabwe**, the likelihood of the humanitarian situation further deteriorating remains high, as the economy continues to decline and the cost of living continues to rise at an alarming rate. An estimated 1.4 million people are expected to need food aid until the next harvest in April 2007.

LATIN/CENTRAL AMERICA AND THE CARIBBEAN

In **Bolivia**, the situation is deteriorating as an estimated 2 million people have been affected by recent severe flooding. Meanwhile, the risk of growing social unrest and political instability

remains as relations between President Morales and the opposition is deteriorating. In **Colombia**, displacement of people continues and there are concerns that the uncertain political situation may worsen the food security situation. The security situation in **Haiti** remains volatile, mainly in Port-au-Prince, and agricultural production seems set to continue to decline.

ASIA

Food insecurity in the **Democratic People's Republic of Korea** is likely to further deteriorate due to the reduction of food aid and as a result of crop damage caused by floods. In **Sri Lanka**, the conflict between the Sri Lankan Government and the Liberation Tigers of Tamil Eelam is in imminent danger of sliding into a full-scale civil war and is seriously affecting food security. It is estimated that 400,000 people are in need of emergency food assistance due to the conflict.

MIDDLE EAST AND CENTRAL ASIA

Food security situation in **Afghanistan** is expected to deteriorate. Some 2.5 million people are facing an imminent food crisis as the drought has destroyed much of the wheat crop. In addition, some 6.5 million people are facing hunger, either seasonally or long-term. Insecurity throughout much of the country, though particularly in the Southern and Eastern Regions continues to constrain WFP's operations. The situation in **Iraq** continues to worsen. The humanitarian community is facing increasing difficulties in responding to the growing number of displaced people, which is also creating strains in neighbouring states that may be forced to close their borders to a further influx.

The food security situation in the occupied **Palestinian Territory** is deteriorating as the negative impacts of Israeli military and economic restrictions mounted. Repeated and sporadic closure of the West Bank and Gaza Strip, accelerated by an ongoing Israeli military operation, are affecting access and availability of food stocks and essential supplies for food preparation. In **Lebanon**, the situation remains tense as political divisions within the country continue to widen and the risk of conflict cannot be ruled out. In **Kosovo**, the release of a UN status proposal has caused violence and rising tensions.

GLOBAL

El Niño conditions are likely to continue through May 2007. The forecasts for 2006-2007 expect a moderate to high El Niño event. Global effects that can be expected during December-March include drier-than-average conditions over most of Malaysia, Indonesia, northern and eastern Australia, some of the islands in the tropical North Pacific, northern South America and south-eastern Africa, and wetter-than-average conditions over equatorial East Africa, central South America and along the coasts of Ecuador and northern Peru. The first effects in Latin America were seen with the reduction of the number of hurricanes in the North Atlantic this season, and an early end to the rainy season in some countries of Central America. From November to January 2007, above average rains are expected in Venezuela, Ecuador, some areas of Peru and Chile, and below average in Colombia and some areas of Bolivia, Central America and the Caribbean. The phenomenon is expected to reach its peak during the first trimester of year 2007, resulting in either droughts or floods in the region and therefore, food insecurity.

The H5N1 virus spread more rapidly in 2006 than any other virus in recorded history. WHO remains at a high alert status since a human influenza pandemic could happen anytime. A full-blown human influenza pandemic could, at least temporarily, cause significant disruption of social, economic and political life on a global scale and thus seriously affect WFP's ability to operate, and serve its beneficiary case-load. WFP is continuing to enhance its pandemic preparedness focusing on four objectives: Staff safety and Health, Continuity of Operations, additional programmes and Contribution to a system-wide effort to prepare for, prevent and/or combat a pandemic.

Part II: Operational Priorities

In the next section, January's "Operational Priorities" are reproduced. This report is published every month drawing attention to some of WFP's most critical operations. Projects are chosen according to following criteria: (i) operations with a high profile; (ii) operations with a significant pipeline break in the next three months; and (iii) three smaller projects from selected regional bureaux, rotating each report.

The most updated version of this report can be found each month at www.wfp.org/appeals

Index of Operational Priorities

			Total project shortfall US\$	2007 Shortfall US\$
HIGH PROFILE OPERATIONS				
Afghanistan	PRRO 10427.0	Post Conflict Relief and Rehabilitation	193,016,292	165,828,715
Chad	EMOP 10559.0	Assistance to Sudanese Refugees, Internally Displaced, IDP Host Communities and Refugee-Affected Local Populations in Eastern Chad	63,603,040	39,152,410
DRC	PRRO 10288.0	Protracted Relief and Recovery Operation for Populations Affected by Armed Conflict	66,965,648	38,164,583
Ethiopia	PRRO 10362.0	Enabling Livelihood Protection and Promotion	280,978,117	236,806,462
Kenya**	EMOP 10374.0	Food Assistance to Drought-Affected People	57,130,762	83,247,724
Kenya*	PRRO 10258.1	Food Assistance to Somali and Sudanese Refugees	26,756,655	27,335,938
Occupied Palestinian Terr.*	PRRO 10387.0 / 10387.1	Protracted Relief Operation for Non-Refugee Palestinians	7,783,775	13,501,231
Somalia	PRRO 10191.1	Food Aid for Relief and Recovery	94,850,897	52,671,625
Southern Africa Regional	PRRO 10310.0	Assistance to Populations in Southern Africa Vulnerable to Food Insecurity and the Impact of HIV/AIDS	269,976,698	167,212,889
Sudan	EMOP 10557.0	Food Assistance to Population Affected by Conflict	457,330,988	457,330,988
OPERATIONS FACING CRITICAL SHORTFALLS				
Asia (ODB)				
Cambodia	PRRO 10305.0	Assisting People in Crisis	20,717,360	19,255,205
DPRK	PRRO 10488.0	Recovery Assistance for Vulnerable Groups in the Democratic People's Republic of Korea	84,178,447	46,800,455
Lao PDR*	PRRO 10319.0	Recovery Assistance to the Disaster Prone and Vulnerable Food Insecure Communities in the Lao PDR.	731,623	2,266,686
Myanmar	PRRO 10066.2/3	Assistance to Returnees and Vulnerable Groups in Northern Rakhine State and Magway Division (Dry Zone) of Myanmar	47,072,907	12,178,464
Nepal*	EMOP 10523.0	Food Assistance to Drought Affected Populations	3,687,206	10,550,962
Philippines	EMOP 10489.0	WFP Assistance to Conflict Affected Mindanao in the Philippines	12,363,254	9,317,074
Sri Lanka*	PRRO 10067.1	Assistance to Vulnerable Groups for Peace Building in Conflict-Affected areas	3,579,568	15,681,116
Timor-Leste*	PRRO 10388.0	Investing in People's Future	3,262,837	7,825,163
Middle East, Central Asia and Eastern Europe (ODC)				
Algeria***	PRRO 10172.1 / 10172.2	Assistance to Western Saharan Refugees	12,795,664	12,951,888
Azerbaijan	PRRO 10168.1	Assistance to IDPs and Other Vulnerable Groups	12,222,872	7,563,094
Georgia	PRRO 10211.1	Assistance to Recovery and Capacity Building	11,925,058	6,685,756
West Africa (ODD)				
Burkina Faso	PRRO 10541.0	Mitigating the Impact of Acute Malnutrition among Young Children, Pregnant Women and Lactating Mothers	15,063,094	6,102,199
Central African Republic*	PRRO 10189.1	Assistance to Populations Affected by Armed Conflicts in the Central African Republic	9,461,281	9,517,829
Central African Republic	SO 10562.0	Provision of Safe, Efficient and Sufficient Air Transport Services to the Humanitarian Community in CAR	1,824,089	1,824,089
Chad	SO 10560	WFP Humanitarian Air Service in Chad in Support of EMOP 10559.0	8,577,976	5,770,804
Côte d'Ivoire	Reg PRRO 10372.0	Response to the Côte d'Ivoire Crisis and its Regional Impact in Burkina Faso, Côte d'Ivoire, Ghana and Mali	19,691,301	19,282,937
Guinea-Bissau	PRRO 10148.2	Post-Conflict Relief and Rehabilitation in Guinea-Bissau	8,517,912	5,901,703
Mali*	PRRO 10452.0	Fighting Malnutrition and Strengthening the Means of Subsistence of Vulnerable Populations in the North of Mali	13,574,436	15,650,036
Mauritania	PRRO 10359.0	Strengthening the Means of Subsistence of Drought-Affected Populations	14,350,914	6,106,284
Senegal*	PRRO 10188.1	Post-Conflict Relief and Rehabilitation in the Casamance	10,975,007	12,220,987
West Africa Coastal	PRRO 10064.3	Post-Conflict Transition in the West Africa Coastal Region (Guinea, Liberia and Sierra Leone)	30,325,296	19,227,053
West Africa Coastal	SO 10061.3	Air Passenger Service in West Africa Coastal Countries: Guinea, Sierra Leone, Liberia and Cote D'Ivoire.	2,336,732	2,230,596

* 2007 figures are subject to revision with finalization of 2006 carryover stocks.

** Projects with expected budget revision

*** Projects including extension to cover 2007 needs

			Total project shortfall US\$	2007 Shortfall US\$
Southern Africa (ODJ)				
Malawi	PRRO 10309.1	Food Assistance for Refugees in Malawi	3,314,886	893,268
Zambia	PRRO 10071.2	Food Assistance for Refugees from the Democratic Republic of Congo and Angola	8,389,587	7,692,096
East and Central Africa (ODK)				
Burundi	PRRO 10528.0	Support for the Stabilization and Recovery of Burundi: Protecting and Creating Livelihoods while Improving the Nutritional Status of the most Vulnerable	108,260,374	52,116,223
Congo, Rep. of**	PRRO 10312.0 / 10312.1	Assistance to Populations Affected by Conflicts	3,546,819	12,838,611
DRC	SO 10556.0	WFP Logistics Augmentation aimed at Managing Logistics Cluster Activities	2,841,467	2,841,467
Uganda**	PRRO 10121.1	Targeted Food Assistance for Relief and Recovery of Refugees, Displaced People and Vulnerable Groups in Uganda	69,006,798	119,321,030
Latin American and the Caribbean (ODP)				
Colombia	PRRO 10366.0	Assistance to Persons Displaced by the Violence in Colombia	32,751,568	17,800,364
Ecuador	EMOP 10381.0	Food Assistance for the Refugee Population Affected by the Armed Conflict in Colombia	812,032	504,371
Guatemala	EMOP 10497.0	Assistance to the Food Insecure Population Affected by Hurricane Stan	3,435,464	1,083,854
Guatemala	PRRO 10457.0	Recovery and Prevention of Malnutrition for Vulnerable Groups	22,220,157	10,268,192
LAC Regional***	PRRO 10212.0	Targeted Food Assistance for People Affected by Shocks and the Recovery of Livelihoods	21,152,226	1,765,517
Global	SO 10522.0	The Establishment of the Humanitarian Response Depot (HRD) Network	10,476,180	8,154,732
SPECIAL FOCUS ON DEVELOPMENT IN SELECTED BUREAUX: ODB & ODP				
Bangladesh	CP 10410.0	Country Programme 2007 - 2010	92,986,030	23,316,672
Lao PDR	DEV 10306.0	Assistance to Food-Insecure Households in Transition	3,198,590	2,052,622
Nepal	CP 10093.0	Country Programme 2002 - 2006	21,326,176	15,044,123
LAC Regional	DEV 10411.0	Capacity Building and Technical Assistance in Support of Food-Based Social Protection Programmes	6,439,777	2,036,822
LAC Regional	DEV 10421.0	Capacity Building of Integrated Micronutrient Programmes in the Central American Region	5,467,527	2,100,264
Nicaragua*	CP 10044.0	Country Programme 2002 - 2006	5,646,732	10,081,416

* 2007 figures are subject to revision with finalization of 2006 carryover stocks.

** Projects with expected budget revision

*** Projects including extension to cover 2007 needs

High Profile Operations

Many high profile operations also face critical pipeline breaks in the next three months.

Afghanistan PRRO 10427.0 – Post Conflict Relief and Rehabilitation



Shortfalls over next 6 months (mt)

Cereals	Pulses	Blended	Oil	Other
12,720	413	1,127	3,589	149
Apr-07	Jun-07	Immediate	May-07	Immediate

Resourcing US\$

	Requirements	Mobilized	Shortfall	Shortfall %
Tot. Project	371,916,553	178,900,261	193,016,292	52%
2007	169,023,216	3,194,501	165,828,715	98%

Project dates: Jan 06 – Dec 08

Photo: WFP/Simona Palenga

- The PRRO aims to enhance food security and improve human and productive capital in food insecure and remote areas. Each year the PRRO supports approximately 3.4 million Afghans in food insecure areas through food for work (FFW), food for training (FFT) and food for education (FFE).
- Insecurity, coupled with severe early winter conditions, are the major challenges for WFP and other UN agencies in delivering humanitarian relief to needy populations and those affected by the widespread drought or localized floods. Heavy rain and snow are blocking roads and restricting populations' access to markets and other social services while seriously hampering food deliveries, particularly in the central highlands region.
- Severe drought has affected 2.5 million people, mainly in the north and central parts of the country.
- The interruption in distribution of daily rations of high-energy biscuits to some 1.1 million school children has continued as a result of the pipeline break that started in the third quarter.
- For the next six months the overall operation still remains underfunded. Long lead time from contribution to food delivery, delays in export permissions (for Pakistan wheat), and insecurity risk further hinder WFP's response.
- Funding is essential early in the year due to the need to pre-position before the winter months. Winter arrived earlier this year and roads and passages in the Central Highlands have been blocked for some time.

Chad EMOP 10559.0 - Assistance to Sudanese Refugees, Internally Displaced, IDP Host Communities and Refugee-Affected Local Populations in Eastern Chad



Shortfalls over next 6 months (mt)

Cereals	Pulses	Blended	Oil	Other
n/a	n/a	n/a	n/a	n/a
n/a	n/a	n/a	n/a	n/a

Resourcing US\$

	Requirements	Mobilized	Shortfall	Shortfall %
Tot. Project	85,427,612	21,824,572	63,603,040	74%
2007	60,976,982	21,824,572	39,152,410	64%

Project dates: Jan 07 – Jun 08

Photo: WFP/Lauren Bush

- Chad's poverty has been aggravated by various conflicts, and tensions between ethnic groups in the north and south of the country have further contributed to political instability. Shared frontiers with six other nations have rendered Chad vulnerable to the spill-over effects beyond its borders. Economic development is inhibited by its landlocked location and the desert climate in the north.
- The security situation in Chad is deteriorating due to significant military operations between the Government and the Sudanese rebels, Chadian rebels and governmental forces and inter-tribal conflicts in border towns. The overall volatile security situation is imperilling efforts by aid workers to help displaced people.
- WFP is assisting some 220,000 refugees from Sudan's Darfur region. Due to the difficult security situation in the east of the country, WFP activities have been limited to emergency operations only.
- Although the pipeline situation appears secure, immediate funding is required to pre-position minimum food requirements before the rainy season when many internally displaced persons' (IDP) sites will become inaccessible, and given the long lead time for food delivery in Chad (4-6 months).

Congo, DR PRRO 10288.0 – Protracted Relief and Recovery Operation for Populations Affected by Armed Conflict



Shortfalls over next 6 months (mt)

Cereals	Pulses	Blended	Oil	Other
672	338	133	44	22
May-07	May-07	Immediate	Immediate	Immediate

Resourcing US\$

	Requirements	Mobilized	Shortfall	Shortfall %
Tot. Project	253,357,805	186,392,158	66,965,648	26%
2007	44,962,686	6,798,103	38,164,583	85%

Project dates: Jan 04 – Jun 07

Photo: WFP/Benedicte Pansier

- It is still unclear whether the political developments (results of general elections held in November 2006) will lead to stabilization or renewed insecurity. If the latter were to occur, this would negatively impact the ability of WFP to reach vulnerable populations. If stabilization and increased security occur, new needs will develop as more populations become accessible. In both cases, resources will be needed.
- Infrastructure is extremely degraded. Support for essential infrastructure rebuilding is needed to make a substantial impact on cost of delivery. To date, logistic constraints lead to very high costs.
- Funds continue to be required to airlift food to meet emergency assistance in various isolated and unreachable parts of the country.
- The lean season has begun in DRC which means greater food insecurity for displaced people who will be unable to plant crops and will require assistance for a protracted period.

Ethiopia PRRO 10362 – Enabling Livelihood Protection and Promotion



Shortfalls over next 6 months (mt)

Cereals	Pulses	Blended	Oil	Other
124,854	3,546	10,299	1,700	n/a
Mar-07	Feb-07	Apr-07	Feb-07	n/a

Resourcing US\$

	Requirement:	Mobilized	Shortfall	Shortfall %
Tot. Project	783,763,137	502,785,020	280,978,117	36%
2007	247,229,331	10,422,869	236,806,462	96%

Project dates: Jun 05 – Dec 07

Photo: WFP/Ulrik Pedersen

- Chronic food insecurity in Ethiopia, combined with natural disasters, has resulted in more than 8 million people in need of assistance, some through food aid and some through cash under the Productive Safety Net Programme. Widespread flooding combined with poor mid-year harvests in some areas have worsened an already difficult humanitarian situation.
- The heavy rains that pounded the Horn of Africa are aggravating conditions in Ethiopia. The Government estimates that some 350,000 people have been affected in the Gode area of the Somali region, where conditions are deteriorating due to lack of access.
- WFP's operation provides a multi-year framework to address the most severe food insecurity in Ethiopia. The relief component assists people affected by severe unpredictable food shortages caused by natural disasters. The safety net component provides food to the most food-insecure beneficiaries who face severe shortages even in a normal year.
- The commodity requirements for the relief component of this project have been increased. In addition, needs in pastoral areas are expected to increase in February 2007 as communities are still recovering from the Horn of Africa drought.

Kenya EMOP 10374.0 – Food Assistance to Drought-Affected People



Shortfalls over next 6 months (mt)

Cereals	Pulses	Blended	Oil	Other
57,483	6,404	5,091	2,027	1,271
Immediate	Immediate	Apr-07	Apr-07	Immediate

Resourcing US\$

	Requirement:	Mobilized	Shortfall	Shortfall %
Tot. Project	353,894,150	296,763,388	57,130,762	16%
2007	100,760,625	17,512,901	83,247,724	83%

Project dates: Aug 04 – Jun 07

Photo: WFP/Stephanie Savariaud

- Poverty, low economic growth, drought-prone arid lands and high population growth cause increasing hunger in Kenya. Following successive seasons of failed rains, some 3 million people have been plunged into crisis due to destroyed livelihoods and the death of livestock.
- Unusually heavy rains caused devastating flooding in the Horn of Africa, affecting Kenya in particular.
- Since floods have subsided considerably, WFP will revert to the original caseload of 2.4 million drought-affected people in the general population starting February.
- The current operational phase ends on 28 February, and WFP has enough funds until then. Beneficiary needs from March onwards will be determined once the results of the upcoming short rains food security assessments are out.

Kenya PRRO 10258.1 – Food Assistance to Somali and Sudanese Refugees**Shortfalls over next 6 months (mt)**

Cereals	Pulses	Blended	Oil	Other
7,947	808	275	40	n/a
Immediate	Feb-07	Mar-07	Mar-07	n/a

Resourcing US\$

	Requirements	Mobilized	Shortfall	Shortfall %
Tot. Project	74,836,711	48,080,056	26,756,655	36%
2007	27,635,938	300,000	27,335,938	99%

Project dates: Oct 05 – Sept 07

Photo: WFP/Peter Smerdon

- Refugee camps, established 15 years ago in Kenya, are home to some 245,000 Somali and Sudanese refugees who have fled war and insecurity in their home countries.
- There was an influx of refugees from Somalia in late 2006 with 300 to 400 new asylum seekers arriving at the Kenyan border daily for transfer to the Dadaab refugee camp.
- Malnutrition rates remain very high in the refugee camps despite WFP meeting 94 percent of the refugees food needs in recent years. The reasons include the provision of whole grain cereals that had to be milled, lack of non-food items and complementary foods affected by UNHCR's budget constraints. The UN agencies are appealing to donors to provide the full package (food and non-food) of assistance to these refugees.

Occupied Palestinian Territory PRRO 10387.0 / 10387.1 – Protracted Relief Operation for Non-Refugee Palestinians**Shortfalls over next 6 months (mt)**

Cereals	Pulses	Blended	Oil	Other
14,673	1,255	n/a	n/a	173
Mar-07	Mar-07	n/a	n/a	Mar-07

Resourcing US\$

	Requirements	Mobilized	Shortfall	Shortfall %
Tot. Project	102,957,391	95,173,616	7,783,775	8%
2007	13,738,198	236,967	13,501,231	98%

Project dates: Sept 05 – Aug 08


Photo: WFP/John Wreford

- After five years of crisis, the humanitarian situation in the occupied Palestinian territory (oPt) is grave. For the poorest Palestinians, access to adequate, affordable, safe and nutritious food remains a daily challenge and the population remains increasingly dependant on external assistance.
- The internal security situation in Gaza is a serious cause for concern and there is a very high risk of escalation should current diplomatic efforts fail. Meanwhile, staff continue to operate under extremely tight security restrictions in Gaza and all movement is by armoured vehicle.
- After a year of only partial and sporadic payment and lengthy strikes the Palestinian National Authority (PNA) staff have now returned to work. WFP's two partner Ministries (Ministries of Agriculture and Social Affairs) are functioning, however in the West Bank the capacity of the Ministry of Agriculture remains an issue of concern.
- Goods access to Gaza has improved as of January and WFP commodities are now entering Gaza through both Israel (via the commercial Karni terminal) and Egypt (via exclusive use of

Karem Shalom crossing until end Feb) in parallel to make up for the low supply rate in November/December. Stocks should be restored by end February.

- Generous donor support means that the two-year operation (to August 2007) is well resourced. Requirements for 2007 in the table above include upcoming PRRO, subject to approval.
- Pipeline breaks affecting support for some of WFP's most vulnerable beneficiaries begin in June 2007, and if not covered will mean a curtailment of the assistance to Social Hardship Cases as of June 2007. Pipeline breaks to the end of May will be covered from unprogrammed balances of donations.

Somalia PRRO 10191.1 – Food Aid for Relief and Recovery



Shortfalls over next 6 months (mt)

Cereals	Pulses	Blended	Oil	Other
15,176	104	n/a	n/a	n/a
Mar-07	Mar-07	n/a	n/a	n/a

Resourcing US\$

	Requirement	Mobilized	Shortfall	Shortfall %
Tot. Project	124,636,631	29,785,734	94,850,897	76%
2007	65,041,581	12,369,956	52,671,625	81%

Project dates: Aug 06 – Jul 08

Photo: WFP/Diego Fernandez

- WFP currently focuses on helping those affected by the prolonged civil war and natural disasters. Around 2.2 million people receive food aid.
- In late 2006, Transitional Federal Government (TFG) forces, backed by the Ethiopian military, launched a military offensive against Islamic Courts Union (ICU) forces, and had gained control of most of the country by January 2007.
- Some military activity is still being reported while internally displaced persons (IDPs) and flood-affected populations continue to depend on food aid. The cereals pipeline will be broken from March. The situation is worst in the northern corridors. The shortfalls in the next six month till June 2007 are about 15,300 mt.
- Due to the ongoing military operations in the Lower Juba region, some 190,000 Somalis in urgent need of food assistance cannot be reached in the districts of Kismayo, Jamame and Jilib.
- Some 1.4 million people in north, central and southern Somalia continue to face acute food shortages and a further 400,000 IDPs are in need of humanitarian assistance. WFP has programmed its relief food distributions to target only population in areas where there are critical food shortages. WFP is monitoring needs carefully in light of expected harvest failure due to floods and the possibility of further conflict.
- Mogadishu remains insecure. Attacks along the Mogadishu - Balad road close to the Ethiopian military base have reportedly increased. An African Union (AU) delegation is visiting Mogadishu to assess the security situation and to meet with officials of the Transitional Federal Government (TFG) ahead of a proposed deployment of AU Peacekeeping Force.
- Trucks carrying humanitarian supplies, which include 3,600 mt of WFP food aid destined for Gedo, Southwest Somalia, were held-up for over two weeks at the Kenyan-Somalia border crossings of El-wak and Mandera. Kenya officially closed its border with Somalia on 2 January, due to security concerns. Following continued discussions between WFP and Kenyan authorities to allow trucks carrying humanitarian supplies into Somalia, one of the border posts has now been opened and humanitarian supplies are moving.

Southern Africa Regional PRRO 10310.0 – Assistance to Populations in Southern Africa Vulnerable to Food Insecurity and the Impact of HIV/AIDS



Shortfalls over next 6 months (mt)

Cereals	Pulses	Blended	Oil	Other
122,739	14,454	20,463	6,423	58
Immediate	Immediate	Immediate	Immediate	Apr-07

Resourcing US\$

	Requirement	Mobilized	Shortfall	Shortfall %
Tot. Project	732,877,180	462,900,482	269,976,698	37%
2007	174,352,798	7,139,909	167,212,889	96%

Project dates: Jan 05 – Dec 07

Photo: WFP/Michael Huggins

- The Southern Africa region is severely affected by a deadly combination of food insecurity, a weakened capacity of governments to provide basic services and HIV/AIDS. Countries in this region have nine of the ten highest prevalence rates in the world.
- The regional commodity pipeline shortfall through March 2007 is 103,000 mt valued at US\$52 million, while overall only 59 percent of project needs until the end of 2007 have been funded.
- In **Mozambique**, food shortfalls have forced the reduction of rations (cereals and CSB) in order to extend the remaining stocks as long as possible, and a 10,000 reduction in beneficiaries. WFP does not currently have food stocks available for pre-positioning, which usually takes place in flood-prone zones.
- The effects on beneficiaries in Mozambique will be devastating. ART patients often stop taking their medication if they do not have food. If orphans and vulnerable children (OVC) programmes are suspended, many children will stop attending school and vocational training programmes to search for daily food for themselves and their host families.
- Currently WFP in **Namibia** is only distributing a partial ration of maize meal to OVCs to May 2007. Unless minimum funds can be allocated to sustain the operation, WFP will be perceived to have failed in its commitment to help the Government strengthen support to OVCs having just reopened a country office based on this specific objective.
- Food-for-assets beneficiaries in **Zambia** are now receiving a reduced monthly ration and WFP will be forced to cease all food-for-assets activities at the end of March unless new donations are received. Take-home rations for OVCs have already been reduced, and from March will be suspended. Cash is required now to purchase HEPS locally and continue distribution to ART beneficiaries from April.

Sudan EMOP 10557.0 – Food Assistance to Population Affected by Conflict



Shortfalls over next 6 months (mt)

Cereals	Pulses	Blended	Oil	Other
n/a	793	1	2374	1412
n/a	Jun-07	Mar-07	May-07	Jun-07

Resourcing US\$

	Requirement	Mobilized	Shortfall	Shortfall %
Tot. Project	685,403,770	228,072,782	457,330,988	67%
2007	685,403,770	228,072,782	457,330,988	67%

Project dates: Jan 07 – Dec 07

Photo: WFP/Emilia Casella

- Sudan is struggling to recover from more than two decades of civil war, while a separate conflict is being waged in Darfur.
- This year-long EMOP is 33 percent funded. However it takes anywhere between four to six months for a confirmed contribution to materialize as food in the hands of beneficiaries.
- With road access cut off during the rainy season from May through September, pre-positioning is required to ensure efficient food distribution and adequate rations for beneficiaries. This means WFP needs approximately 75 percent of its total requirement in the first months of the year. Contributions are therefore urgently required.
- Some 130,000 beneficiaries in Gereida (largest IDP camp in Darfur) have already missed their January food assistance, following the violent attack on NGO compounds in December and the subsequent withdrawal of Cooperating Partner ACF. The question remains when or if humanitarian assistance can resume in the region in the near future.
- WFP is preparing to receive returnees of ongoing organized return of internally displaced people from Khartoum to locations in the south and Three Areas (South Kordofan).
- Despite the signing of the peace agreement two years ago, violence and banditry continue to plague the South. Roads around Juba have been particularly dangerous: 38 people were recently killed. On 10 January, a WFP staff member (driver) was killed during an ambush by unknown gunmen about 40 km from Juba.

OPERATIONS FACING CRITICAL SHORTFALLS

Listed alphabetically and by Regional Bureau

Asia – Regional Bureau ODB

Cambodia PRRO 10305.0 – Assisting People in Crisis



Shortfalls over next 6 months (mt)

Cereals	Pulses	Blended	Oil	Other
16606	806	n/a	274	775
Immediate	Immediate	n/a	Immediate	Immediate

Resourcing US

	Requirement:	Mobilized	Shortfall	Shortfall %
Tot. Project	47,838,664	27,121,305	20,717,360	43%
2007	19,529,879	274,674	19,255,205	99%

Project dates: Jul 04 – Dec 07

Photo: WFP/AK Kimoto

- The goal of the PRRO is to improve the food security of people in crisis through food aid interventions. The needs of people in crisis are met through sectoral interventions based on geographical targeting.
- Currently, the PRRO is facing serious resource shortfalls. Pipeline breaks in November resulted in ration cuts/reduced distribution for most of the beneficiaries. Take-home rations for 9,000 poor school children have been suspended. About 70,000 HIV/AIDS beneficiaries will not receive food at all. Many schools provided breakfast for only half of November. In order to cover activities for the next 6 months, contributions up to US\$9.7 million are urgently needed.
- The expected pipeline break will affect almost all beneficiaries including school-going children, TB and HIV/AIDS affected people. Payments for completed food-for-work (FFW) projects as well as take-home rations for girls in upper primary grades will have to be delayed.

- Due to resource constraints, the planned expansion of the school feeding programme in collaboration with UNICEF is being put on hold. Quarterly distribution for TB patients and school children did not take place as planned.
- Following the Mid-Term Evaluation Mission in August/September 2006, there will soon be a budget revision to extend the current phase of the PRRO until end December 2007.

DPR Korea PRRO 10488.0 – Recovery Assistance for Vulnerable Groups in DPRK



Shortfalls over next 6 months (mt)

Cereals	Pulses	Blended	Oil	Other
10078	4466	n/a	205	2204
Apr-07	Apr-07	n/a	May-07	Immediate

Resourcing US\$

	Requirements	Mobilized	Shortfall	Shortfall %
Tot. Project	102,234,076	18,055,629	84,178,447	82%
2007	47,824,615	1,024,160	46,800,455	98%

Project dates: Apr 04 – Mar 08

Photo: WFP/Gerald Bourke

- This PRRO intends to reach 1.9 million beneficiaries, including 977,00 participants in maternal and child health care programmes, 424,000 children in school feeding operations, 300,000 participants in food-for-community-development schemes and 176,000 members of vulnerable groups receiving assistance under Disaster Relief.
- As WFP currently is only operating in 29 counties, the number of beneficiaries is 724,149 (39 percent of target caseload). The PRRO could be expanded to all 50 counties, as provided for under the LOU, if additional resources are received and agreement on the selection of the remaining counties can be reached with the government.
- Stringent access and travel conditions continue to impact WFP efforts, e.g. travel plans are required two-weeks in advance. Visits to paediatric wards of county hospitals are not permitted.
- Doubts remain as to the ability of the Public Distribution System (PDS) to provide the daily average of 500 grams of cereals on a daily basis throughout the country. At best, it is believed that partial PDS rations are distributed only in selected areas.
- Food imports and bilateral/multilateral food aid in 2006 were significantly reduced from 2005 levels and covered only 46 percent of the annual food deficit of 890,000 mt. Thus, 2006 ended with an uncovered food deficit of 10 percent of the total basic food needs for the country.
- The immediate shortfall over the next six months is US\$12 million while the total shortfall amounts to US\$84 million (129,000 mt). Major pipeline breaks during the winter will affect over 400,000 of the most vulnerable beneficiaries, including pregnant and nursing women, and children in nurseries, kindergartens and primary schools. Pipeline breaks are expected to be progressively worse throughout the harsh North Korean winter unless adequate resources are committed immediately. Should current food import and food aid trends be maintained at the present rate, WFP will not be able to distribute food past July 2007 which can lead to increasing malnutrition rates.

Laos PDR PRRO 10319.0 – Recovery Assistance to the Disaster Prone and Vulnerable Food Insecure Communities in the Lao PDR



Shortfalls over next 6 months (mt)

Cereals	Pulses	Blended	Oil	Other
1286	n/a	n/a	n/a	n/a
Immediate	n/a	n/a	n/a	n/a

Resourcing US\$

	Requirement:	Mobilized	Shortfall	Shortfall %
Tot. Project	5,643,022	4,911,399	731,623	13%
2007	2,340,960	74,274	2,266,686	97%

Project dates: Apr 04 – Mar 07

Photo: WFP/Genevieve Chicoine

- Through food-for-work activities this operation supports people to create or rehabilitate assets such as roads, bridges and fish ponds.
- Approximately 1,600 mt of rice is urgently needed to complete this project by March 2007. Non-availability of food will mean that WFP will not honour its commitment to beneficiaries who have completed food-for-work activities.
- Rural households are at the peak of their lean period until the next harvest. A pipeline break during this particularly critical period would mean that WFP cannot assist beneficiaries when they need it most.

Myanmar PRRO 10066.3 – Assistance to Returnees and Vulnerable Groups in Northern Rakhine State and Magway Division (Dry Zone) of Myanmar



Shortfalls over next 6 months (mt)

Cereals	Pulses	Blended	Oil	Other
10,266	75	156	47	19
Feb-07	Jun-07	Feb-07	Jun-07	Mar-07

Resourcing US\$


	Requirement:	Mobilized	Shortfall	Shortfall %
Tot. Project	51,739,680	4,666,772	47,072,907	91%
2007	16,845,237	4,666,772	12,178,464	72%

Project dates: Jan 07 – Dec 09

Photo: WFP/Heather Hill

- The former PRRO 10066.2 and EMOP 10345.1 merged into the countrywide PRRO 10066.3 in January 2007. It is envisaged that this operation will provide a total of 114,315 mt of food to 1.6 million people for a period of three years.
- A foreseen resource shortfall for the next six months amounts to 10,500 mt of which most required commodity is cereals. Hence, WFP urgently needs to raise resources to cover this gap.
- If the resources are not available to cover the immediate requirement in the new PRRO, food-for-work activities planned for the off-farm season will miss opportunities and thus household food security of the targeted vulnerable families will be jeopardized. Most importantly, chronically ill persons under home base care programme will not be able to cover their food needs.

Nepal EMOP 10523.0 – Food Assistance to Drought-Affected Populations



Shortfalls over next 6 months (mt)

Cereals	Pulses	Blended	Oil	Other
2,031	n/a	365	n/a	n/a
Feb-07	n/a	Feb-07	n/a	n/a

Resourcing US\$

	Requirement	Mobilized	Shortfall	Shortfall %
Tot. Project	13,660,921	9,973,715	3,687,206	27%
2007	10,570,623	19,661	10,550,962	100%

Project dates: Jun 06 – Jun 07

Photo: WFP/AK Kimoto

- The aim of this operation is safeguarding the lives and livelihoods of approximately 225,000 beneficiaries from vulnerable households across 10 districts. Projections for 2007 include an estimated caseload of 202,000 beneficiaries for a period of six months, comprising beneficiaries from the current drought as well as those affected by flood-related crop loss in up to 13 districts.
- Due to the remoteness of drought-affected districts, over 32 percent of food distribution requires helicopter transport.
- The ability to continue food aid in drought-affected districts is threatened as the operation faces a critical pipeline break in February and requires additional funding to cover current shortfalls.
- While WFP projects remain largely unaffected by Maoist activities, demands for donations and project registration are on the rise.

Philippines EMOP 10489.0 – Assistance to Conflict-Affected Mindanao



Shortfalls over next 6 months (mt)

Cereals	Pulses	Blended	Oil	Other
10,531	424	1,087	238	191
Immediate	Immediate	Immediate	Feb-07	Feb-07

Resourcing US\$

	Requirement	Mobilized	Shortfall	Shortfall %
Tot. Project	19,132,791	6,769,537	12,363,254	65%
2007	10,416,600	1,099,527	9,317,074	89%

Project dates: Mar 06 – Jun 07

Photo: WFP/AK Kimoto

- This EMOP aims at supporting the peace process through assistance to conflict-affected areas in Mindanao. The operation is being carried out in cooperation with the Government of the Philippines and partners in eight conflict-affected provinces of the region, assisting over 2 million people for a period of one year.
- WFP responded to a new displacement in Shariff Aguak (Maguindanao Province, Mindanao) during December by releasing food to over 4,000 internally displaced people, following a joint assessment of the situation with NGOs and local authorities.
- The operation remains severely under-resourced. In conflict-affected Mindanao, WFP is currently able to reach just 15 percent of its 2.1 million targets.
- Current shortfalls are reducing WFP's ability to support the peace process, which is at a critical stage. It also reduces the ability to address the worrying levels of malnutrition in target provinces and sustain increased school attendance through the school year.

Sri Lanka PRRO 10067.1 – Assistance to Vulnerable Groups for Peace Building in Conflict-Affected areas



Shortfalls over next 6 months (mt)

Cereals	Pulses	Blended	Oil	Other
26,668	4,177	6,380	1,047	1,375
Immediate	Feb-07	Feb-07	Mar-07	Feb-07

Resourcing US\$

	Requirement:	Mobilized	Shortfall	Shortfall %
Tot. Project	50,629,369	47,049,801	3,579,568	7%
2007	22,088,441	6,407,325	15,681,116	71%

Project dates: Jun 05 – Dec 07

Photo: WFP/Jordan Dey

- The PRRO aims to improve the livelihood opportunities in areas vulnerable to food insecurity through food-for-work activities. The operation also aims to improve the nutritional status of the most vulnerable segments of society, such as pregnant and lactating women and children below the age of 5. The PRRO contributes to the improved access to education through school meals, and enhances the capacities of youth (including child soldiers) and female-headed households through vocational skills training
- Security concerns and restricted humanitarian access, particularly in LTTE-controlled areas, have seriously limited WFP's operations in Sri Lanka and closure of transport links and embargoes are causing food and fuel shortages.
- WFP assessments in Jaffna and the Vanni predict deterioration in food security. Food prices are rapidly rising, daily rates of labour are down by 10-20 percent and fishermen have had little income since May. Trade is disrupted and next year's harvest is likely to be significantly lower.
- A total shortfall of 39,600 mt is expected for the next six months. Without new contributions, WFP beneficiaries will suffer breaks in all food commodities by March 2007.

Timor-Leste PRRO 10388.0 – Investing in People's Future



Shortfalls over next 6 months (mt)

Cereals	Pulses	Blended	Oil	Other
2,714	643	n/a	374	47
Feb-07	Mar-07	n/a	Feb-07	Apr-07

Resourcing US\$

	Requirement:	Mobilized	Shortfall	Shortfall %
Tot. Project	17,291,325	14,028,488	3,262,837	19%
2007	9,121,275	1,296,112	7,825,163	86%

Project dates: Nov 04 – Nov 07

Photo: WFP/Heather Hill

- This operation was enlarged following violent unrest in Timor-Leste in mid-2006 that caused 170,000 people to seek shelter in camps. It provides rations to 167,000 displaced people and consists of three components: maternal child and health, school feeding and emergency preparedness and response.
- The overall security situation in Dili remains tense. While the presence of foreign troops and the deployment of an initial UN Police Force have helped boost security, limited progress has been made to address the underlying political and institutional problems that caused the crisis. The potential for a rapid escalation of violence thus remains.

- Food assistance to those affected by the crisis will be needed for at least 4 to 5 months until the start of the national elections in April 2007.
- Any break in pipeline will have a serious effect on the nutritional status of the targeted beneficiaries and exacerbate existing levels of malnutrition, particularly among pregnant and lactating women and children under five.

Middle East, Central Asia and Eastern Europe – Regional Bureau ODC

Algeria PRRO 10172.1 / 10172.2 – Assistance to Western Saharan Refugees



Shortfalls over next 6 months (mt)

Cereals	Pulses	Blended	Oil	Other
4,702	540	416	388	353
Immediate	Immediate	Immediate	Immediate	Immediate

Resourcing US\$

	Requirements	Mobilized	Shortfall	Shortfall %
Tot. Project	43,418,054	30,622,390	12,795,664	29%
2007	12,951,888	0	12,951,888	100%

Project dates: Sept 04 - Dec 08

Photo: WFP/Simona Palenga

- WFP provides food assistance for the 90,000 most vulnerable refugees from Western Sahara, located in four major camps southwest of Tindouf in the far west of Algeria. An additional 35,000 rations have been made available during most of 2006 to cover people affected by torrential rain early in the year, and will continue until March 2007.
- The food pipeline for the current operation is very fragile. Serious food shortages occur regularly and WFP frequently has had to borrow from ECHO's buffer stocks and reimburse the loans upon the arrival of food commodities. However, the buffer stock had to be liquidated in the third quarter of 2006 in the absence of new contributions. Since then, pipeline breaks have occurred every month and can not always be covered with bilateral donations.
- This month no food was distributed until 28 January. For the next six months there is a deficit of 6,399 mt of commodities valued at US\$4.1 million. These shortfalls will seriously affect the livelihoods of the vulnerable refugees who remain dependant on outside food assistance.
- Discussions are on-going with the Government over the issue of numbers of refugees in need of assistance. More information will be available at the end of a Joint Assessment Mission (JAM) with UNHCR, NGO partners and donors, which started 23 January, and through subsequent high-level discussions.
- The JAM will review requirements to be included in a new phase of the PRRO; in the meantime, the current operation has been extended in time until the end of March 2007.
- In addition to general food distribution, a supplementary feeding programme provides 11,200 malnourished children and pregnant and lactating mothers with dry take-home rations. High energy biscuits are distributed to 34,000 school children.

Azerbaijan PRRO 10168.1 – Targeted Food Assistance for Relief and Recovery of Displaced Persons and Vulnerable Groups in Azerbaijan



Shortfalls over next 6 months (mt)

Cereals	Pulses	Blended	Oil	Other
3,382	585	n/a	608	232
Immediate	Immediate	n/a	Immediate	Mar-07

Resourcing US\$

	Requirements	Mobilized	Shortfall	Shortfall %
Tot. Project	15,664,815	3,441,943	12,222,872	78%
2007	7,830,250	267,156	7,563,094	97%

Project dates : Jul 06 – Jun 08

Photo: WFP/Mia Turner

- In Azerbaijan WFP assists internally displaced people (IDPs) and other vulnerable groups, to promote food security through targeted interventions, particularly in rural areas with high concentration of IDPs.
- If no contributions are received in the immediate future, food distribution will need to be suspended in March 2007. Within the next six months shortfalls will accumulate to reach 4,807 mt, valued at approximately US\$3 million. New cash contributions would enable WFP to procure commodities locally.
- The PRRO will continue to provide assistance to IDPs and other vulnerable groups for two years up to June 2008. Activities planned include general food assistance to IDPs (135,000 IDPs per month) and food for education. The food-for-work component, outlined in the PRRO, is unlikely to be implemented due to serious funding constraints.
- The food-for-education project, planned for 60,000, has been restricted to 12,000 primary school children because of the serious funding constraints. A take-home ration of 15 litres of vegetable oil a year is provided to students, aiming to supplement family incomes, which in turn will offset the costs of enrolment, school supplies and clothing.
- The Government pledged an in-kind contribution valued at US\$3 million for WFP's 2006-2008 PRRO operations. During 2006, WFP used the US\$1 million of commodities pledged for 2006 and almost all of the in-kind pledge for 2007, which were advanced to cover pipeline breaks in order to start the November-December round of distribution. The final commodities of the in-kind pledge for 2007 will be used to cover the January-February distribution round.
- At present the Government takes care of the food needs of an additional 146,500 beneficiaries (54 percent of the overall IDP caseload). Given government commitments to increase the number of new settlements and land allocations for IDPs, reliance on food assistance is expected to decrease over time.
- The current operation is designed to be the last phase of WFP's activities in Azerbaijan.

Georgia PRRO 10211.1 – Assistance to Recovery and Capacity Building



Shortfalls over next 6 months (mt)

Cereals	Pulses	Blended	Oil	Other
3,268	9	n/a	195	210
Mar-07	May-07	n/a	Mar-07	Apr-07

Resourcing US\$

	Requirements	Mobilized	Shortfall	Shortfall %
Tot. Project	13,233,362	1,308,303	11,925,058	90%
2007	7,994,059	1,308,303	6,685,756	84%

Project dates: Jan 07 - Dec 08

Photo: WFP/Maia Tsotsoria

- WFP relief assistance in Georgia covers critical food needs among the most vulnerable segments of the population, including the elderly, destitute children, tuberculosis patients, Chechen refugees, people living with HIV/AIDS and victims of natural disasters. WFP promotes recovery through agricultural rehabilitation in rural poor communities, and provides support to primary school children through food for education. The overall goal of the new phase of the PRRO will be to promote national recovery with operational support at the grassroots level.
- Assistance in December included on-going relief food distributions for 2,000 Chechen refugees accommodated in Pankisi Valley, and to 9,000 mostly destitute persons through soup kitchens run by local authorities and local and international NGOs. Due to a low level of funding, over the past year the duration of food-for-work projects and the caseload assisted has been scaled-down in all targeted regions.
- The economic ban imposed by Russia in May 2006 was expanded into a wider economic blockade in October 2006, and will continue to affect livelihoods and food security of sizeable portion of the Georgian population and especially its poorest segments.
- The VAM unit has completed analysis of the data collected through the community vulnerability atlas exercise. The results will be used for targeting communities through food-for-work intervention.
- In January 2007 WFP started implementation of a new phase, PRRO 10211.1. Total donor funding towards the new operation stands at US\$1.3 million that, together with the carryover stock from the previous phase (2,285 mt), will allow WFP to maintain planned activities only to the end of March 2007.
- Shortfall for the coming six-month period amounts to 3,682 mt of food valued at approximately US\$1.9 million.
- The new PRRO sets the preconditions for the gradual phase out of assistance programmes.

West Africa – Regional Bureau ODD

Burkina Faso PRRO 10541.0 – Reversing Growing Undernutrition in Food Insecure Regions



Project dates: Jan 07 – Dec 08

Shortfalls over next 6 months (mt)

Cereals	Pulses	Blended	Oil	Other
1,396	437	2,322	313	277
Mar-07	Mar-07	Mar-07	Mar-07	Mar-07

Resourcing US\$

	Requirement	Mobilized	Shortfall	Shortfall %
Tot. Project	18,337,142	3,274,048	15,063,094	82%
2007	9,376,247	3,274,048	6,102,199	65%

Photo: WFP/Ramin Rafirasme

- Burkina Faso is food insecure with high rates of chronic and acute malnutrition. The country is subject to recurrent drought and locust infestation resulting in shortfalls in cereal production.
- The country has some of the highest rates of child malnutrition in the world and WFP is working closely with partners to combat the problem in the worst affected parts of the country.
- Despite the cereal surplus at the national level, eight provinces out of 45 have a food deficit. Several departments, even in surplus provinces, are at risk of food insecurity due to lack of rains or flooding.

- A resource shortfall, especially with regard to those commodities rich in micronutrients, will have a negative impact on the recovery of malnourished beneficiaries. Furthermore, nutrition educational sessions will not take place, which means that mothers' behaviour regarding child nutrition will not change over time, making it even more difficult to reduce the prevalence of malnutrition.

Central African Republic PRRO 10189.1 - Assistance to Populations Affected by Armed Conflicts in the Central African Republic



Shortfalls over next 6 months (mt)

Cereals	Pulses	Blended	Oil	Other
895	240	165	108	78
Jan-07	Jan-07	Jan-07	Jan-07	Jan-07

Resourcing US\$

	Requirement	Mobilized	Shortfall	Shortfall %
Tot. Project	19,728,573	10,267,292	9,461,281	48%
2007	9,722,902	205,073	9,517,829	98%

Project dates : Jul 05 – Jun 07

Photo: WFP/Marcus Prior

- Recent socio-political disturbances in the Central African Republic (CAR) have created a climate of instability, resulting in an increase in poverty. In addition, the country is hampered by being landlocked with a low population density. Nutritional deficiencies are widespread in the country.
- WFP missions into the northwest have revealed a picture of terror and violence. Villagers run for safety just at the sound of approaching vehicles. Many thousands are too scared to move from hideouts in the bush and are surviving on food growing wild around them.
- Over half of the planned distributions in December 2006 were not met mainly because of pipeline breaks resulting from poor resourcing aggravated by logistical constraints. Continuing lack of funds will hamper project implementation and negatively affect beneficiaries' nutritional situation.

Central African Republic SO 10562.0 - Provision of Safe, Efficient and Sufficient Air Transport Services to the Humanitarian Community in CAR



Resourcing US\$

	Requirements	Mobilized	Shortfall	Shortfall %
Tot. Project	2,173,957	349,867	1,824,089	84%
2007	2,008,419	184,330	1,824,089	91%

Project dates: Nov 06 – Dec 07

Photo: WFP/David Orr

- The insecurity resulting from acts of banditry, the presence of militants hostile to the current regime, foreign militants and armies as well as the general proliferation of small arms has now reached such a level that relief workers in the region can no longer travel safely by road to reach their areas of operations.

- Consequently, air travel is crucial to the provision of an effective and timely humanitarian response to internally displaced persons, and host populations in the whole of the Central African Republic (CAR). In addition, given the lack of adequate medical facilities and the instability in CAR and in the region, such as turmoil in Chad and troubled elections in the Democratic Republic of Congo (DRC), the air service is also available to for medical and security evacuations.

Chad SO 10560 - WFP Humanitarian Air Service in Chad in Support of EMOP 10559.0



Resourcing US\$

	Requirements	Mobilized	Shortfall	Shortfall %
Tot. Project	8,577,976	0	8,577,976	100%
2007	5,770,804	0	5,770,804	100%

Project dates: Jan 07 – Jun 08

Photo: WFP/Simon Trepanier

- The overall objective of this Special Operation in Chad is to operate a passenger air service which enables the movement of members of the humanitarian community and donor representatives to/from those areas where they are providing humanitarian assistance which are not accessible by other reliable means.
- Taking the current situation in Darfur and Eastern Chad into account, it is expected that the humanitarian operations in Eastern Chad will continue at least until mid 2008, and air services in support of the WFP emergency operation, EMOP 10559.0, are therefore highly essential.

Côte d'Ivoire Regional PRRO 10372.0 - Response to the Côte d'Ivoire Crisis and its Regional Impact in Burkina Faso, Côte d'Ivoire, Ghana and Mali



Shortfalls over next 6 months (mt)

Cereals	Pulses	Blended	Oil	Other
n/a	47	12	46	159
n/a	Apr-07	Jun-07	May-07	Apr-07

Resourcing US\$

	Requirements	Mobilized	Shortfall	Shortfall %
Tot. Project	69,630,413	49,939,113	19,691,301	28%
2007	19,286,282	3,345	19,282,937	100%

Project dates: Jun 05 – Jun 07

Photo: WFP/Ramin Rafirasme

- Since the 2002 attempted coup-turned-rebellion, the country has been divided in two. The prolonged crisis in Côte d'Ivoire has disrupted the country's food security and has impacted neighbouring countries. It is estimated that some 700,000 people have been displaced since 2002. In addition, persistent insecurity, lack of land access and excessive extortions at roadblocks have reduced food availability and access.
- The general situation in Côte d'Ivoire remains calm but unpredictable. Emergency food assistance continues to be needed due to large numbers of internally displaced persons

(IDPs) and refugees. The humanitarian situation is likely to deteriorate in the short-term if aid agencies are unable to access vulnerable populations.

Guinea-Bissau PRRO 10148.2 - Post-Conflict Relief and Rehabilitation in Guinea-Bissau



Shortfalls over next 6 months (mt)

Cereals	Pulses	Blended	Oil	Other
225	n/a	541	148	21
Jun-07	n/a	May-07	Apr-07	Apr-07

Resourcing US\$

	Requirements	Mobilized	Shortfall	Shortfall %
Tot. Project	14,638,290	6,120,377	8,517,912	58%
2007	6,230,651	328,948	5,901,703	95%

Project dates: Jan 06 – Dec 07

Photo: WFP/Cornelia Walther

- Political instability following the 1998 civil war led to an increase in poverty and nutritional problems, especially among the most vulnerable segments of the population. Cereal production decreased, and there have been serious disruptions in food marketing and availability, due to asset destruction, infrastructure deterioration and lack of inputs.
- Although the 2006-2007 crop is six percent above last year's production, and food security in the shortage-affected south has eased thanks to WFP food distributions, Guinea-Bissau remains dependent on imports to cover food needs.
- Shortfalls are expected to affect operations starting in April 2007. Given the long lead time to ship food to Bissau, the shortfall is of concern. The shortfall of corn soya blend (CSB) is the most serious, as this is the core commodity for school feeding and health/nutrition activities.
- Resources are urgently needed for the school feeding and health (nutrition, HIV/AIDS and TB) programmes, which are facing pipeline breaks. Shortfalls will discourage beneficiaries from regularly attending schools and health centres. The shortfall is expected to occur during the lean season, at the time when food needs are highest for beneficiaries.

Mali PRRO 10452.0 - Fighting Malnutrition and Strengthening the Means of Subsistence of Vulnerable Populations in the North of Mali



Shortfalls over next 6 months (mt)

Cereals	Pulses	Blended	Oil	Other
329	n/a	n/a	n/a	5
Jan-07	n/a	n/a	n/a	Jan-07

Resourcing US\$

	Requirements	Mobilized	Shortfall	Shortfall %
Tot. Project	28,985,653	15,411,217	13,574,436	47%
2007	15,984,641	334,605	15,650,036	98%

Project dates : Jun06 – Dec 07

Photo: WFP/Ramin Rafirasme

- Mali suffers from chronic poverty, which is concentrated mainly in rural areas. Furthermore, the country's high malnutrition rates can be attributed to inadequate diets, poor nutritional practices, frequent infections and high levels of poverty and illiteracy, especially among women.
- The delayed and irregular geographical distribution of rainfall has led to pockets of drought and food shortfalls. Low river levels have led to decreased rice production.

- Cereal prices have been generally stable, but the continued risk of an abrupt devaluation of prices could lead to uncontrolled export by major cereal suppliers.
- The project is facing a pipeline break in January 2007. The lack of cereals in December 2006 prevented timely implementation of food-for-work and food-for-training activities, which aim to improve the productive potential of pastoralists and agro-pastoralists.

Mauritania PRRO 10359.0 - Strengthening the Means of Subsistence of Drought-Affected Populations



Shortfalls over next 6 months (mt)

Cereals	Pulses	Blended	Oil	Other
426	175	47	15	65
May-07	May-07	Jan-07	Mar-07	Apr-07

Resourcing US\$

	Requirements	Mobilized	Shortfall	Shortfall %
Tot. Project	44,687,721	30,336,807	14,350,914	32%
2007	7,817,584	1,711,300	6,106,284	78%

Project dates : Jan 05 - Dec 07

Photo: WFP/Marcus Prior

- Mauritania is prone to drought, desert locust invasion and floods. In addition, the high level of poverty leads to considerable vulnerability and food insecurity. The annual "lean season" always brings hunger.
- Chronic malnutrition levels in the country exceed the WHO emergency threshold levels.
- The PRRO faces critical shortfalls starting in March 2007, which will have the most serious consequences on the health and lives of more than 670,000 vulnerable people, including over 68,000 targeted children under five. This shortage will coincide with the start of the lean season when food needs are very high.

Senegal PRRO 10188.1 Post-Conflict Relief and Rehabilitation in the Casamance



Shortfalls over next 6 months (mt)

Cereals	Pulses	Blended	Oil	Other
1,920	n/a	n/a	211	103
Apr-07	n/a	n/a	Immediate	Immediate

Resourcing US\$

	Requirements	Mobilized	Shortfall	Shortfall %
Tot. Project	18,639,619	7,664,612	10,975,007	59%
2007	12,224,067	3,081	12,220,987	100%

Project dates: Jan 05 – Dec 07


Photo: WFP/Benedicte Pansier

- The country is affected by high poverty rates and insufficient national cereal production. In addition, droughts, environmental degradation and urban to rural migration further exacerbate vulnerability of the poorest. The post-conflict region of Casamance is particularly vulnerable, with more than 75 percent of households considered as food insecure.
- There are current shortfalls of oils and salt, and severe shortfalls of rice are expected in April 2007 if resources are not forthcoming. Planned distributions had to be reduced due to lack

of resources. This shortfall will prevent the achievement of the project objective of contributing to post-conflict stability.

- With an implementation level barely reaching 30 percent of planned food support, beneficiaries of all activities will be gravely affected, and WFP is having to adopt a selective approach in implementing planned operations. The recent influx of additional refugees from Guinea-Bissau and the resumption of low level conflict have aggravated the situation in Casamance. WFP's assistance is fundamental to contributing to stability and meet the needs of the most vulnerable groups.

West Africa Coastal (WAC) PRRO 10064.3 - Post-Conflict Transition in the West Africa Coastal Region (Guinea, Liberia and Sierra Leone)



Shortfalls over next 6 months (mt)

Cereals	Pulses	Blended	Oil	Other
3,507	454	12	169	147
May-07	Jun-07	Jun-07	May-07	Immediate

Resourcing US\$

	Requirement	Mobilized	Shortfall	Shortfall %
Tot. Project	164,647,637	134,322,341	30,325,296	18%
2007	21,585,549	2,358,496	19,227,053	89%

Project dates : Jan 05 - Jun 07

Photo: WFP/Michael Huggins

- This regional PRRO aims to assist a region characterized by post-conflict recovery and chronic poverty. Over a decade of civil war in Liberia and Sierra Leone destroyed local infrastructure and livelihoods and forced the displacement of over a million people throughout the sub-region.
- Food aid is needed to sustain those who are still in refugee camps, to support the repatriation effort and to ensure that returnees are supported by the necessary safety nets, as well as being part of the post-conflict redevelopment of both countries.
- Elevated political tensions in Guinea are being exacerbated by accessibility constraints, fuel shortages, an indefinite strike and sporadic insecurity.
- Severe shortfalls are foreseen in May 2007. Given the sensitivity and importance of repatriation in the region, continued donor support is urgently needed to encourage full repatriation and the resettlement of Liberians through recovery activities.

West Africa Coastal SO 10061.3 - Air Passenger Service in West Africa Coastal Countries: Guinea, Sierra Leone, Liberia and Cote D'Ivoire



Shortfalls over next 6 months (mt)

	Requirements	Mobilized	Shortfall	Shortfall %
Tot. Project	8,890,336	6,553,604	2,336,732	26%
2007	2,336,732	106,136	2,230,596	95%

Project dates : Jan 05 – Jun 07

Photo: WFP/Stephanie Savariaud

- This SO was initiated to benefit the humanitarian efforts in the region by providing transport to humanitarian personnel in Guinea, Liberia, Sierra Leone and Côte d'Ivoire.
- Since the operation's inception, WFP/HAS has facilitated the transportation of passengers from 180 organizations (UN, NGOs and donors) as well as air movement of urgently needed humanitarian relief items. WFP has provided 53 medical evacuations and 6 security evacuations in the region.
- Special Operation 10061.3 remains a key pillar and a main priority for the overall WFP strategy in West Coastal Africa by allowing safe and fast movement of humanitarian actors within the most important operational bases in the four countries.

Southern Africa – Regional Bureau ODJ

Malawi PRRO 10309.1 -- Food Assistance for Refugees in Malawi



Shortfalls over next 6 months (mt)

Cereals	Pulses	Blended	Oil	Other
730	95	n/a	40	39
Immediate	Immediate	n/a	Immediate	Immediate

Resourcing US\$


	Requirements	Mobilized	Shortfall	Shortfall %
Tot. Project	3,582,126	267,240	3,314,886	93%
2007	1,160,509	267,240	893,268	77%

Project dates : Jan 07 – Dec 09

Photo: WFP/Richard Lee

- Around 8.5000 refugees, mostly from Rwanda, Burundi and the Democratic Republic of Congo are being assisted in two camps in the north of Malawi. This PRRO provides food distribution to the refugees, and assistance to food insecure people in the host communities through food-for-assets activities.
- The new phase of this operation, which started in January 2007, has so far received very limited funding and has a full project shortfall of 93 percent. More resources are needed for targeted food distribution for assets, emergency supplementary feeding and emergency school feeding activities and for moving food during this lean season.
- This operation is facing immediate shortfalls in all commodities, which will severely affect beneficiaries.
- The majority of refugees rely solely on food assistance. Malnutrition and food insecurity will soar if contributions are not confirmed immediately.

Zambia PRRO 10071.2 - Food Assistance for Refugees from the Democratic Republic of Congo and Angola



Shortfalls over next 6 months (mt)

Cereals	Pulses	Blended	Oil	Other
2,440	90	n/a	n/a	n/a
Mar-07	Jun-07	n/a	n/a	n/a

Resourcing US\$

	Requirements	Mobilized	Shortfall	Shortfall %
Tot. Project	18,150,597	9,761,009	8,389,587	46%
2007	7,695,446	3,350	7,692,096	100%


Project dates : Jan 06 – Dec 07

Photo: WFP/Shadley Lombard

- WFP has been providing food assistance to refugees from Angola and Democratic Republic of Congo since 1999. The PRRO is aimed at saving the lives of 58,000 refugees.
- Refugees have received full rations since February 2006, but the upcoming pipeline break in cereals would force rations to be cut.
- All refugees hosted in the two camps, Kala and Mwange have no access to agricultural land, and their access to markets is very limited. Therefore they are solely dependant on food aid for their daily nutritional requirement.

East and Central Africa – Regional Bureau ODK

Burundi PRRO 10528.0 - Support for the Stabilization and Recovery of Burundi: Protecting and Creating Livelihoods while Improving the Nutritional Status of the most Vulnerable



Shortfalls over next 6 months (mt)

Cereals	Pulses	Blended	Oil	Other
16,098	3,341	n/a	1,067	n/a
Feb-07	Feb-07	n/a	May-07	n/a

Resourcing US\$

	Requirement:	Mobilized	Shortfall	Shortfall %
Tot. Project	114,253,871	5,993,497	108,260,374	95%
2007	58,109,720	5,993,497	52,116,223	90%

Project dates: Jan 07 – Dec 08

Photo: WFP/Claudia Hinterser

- WFP assistance increased in early 2006 with a peak in April and June 2006 when Burundi was seriously affected by the regional drought.
- The main lean season started in October 2006 with the exhaustion of the food and crops resources from the June harvest. Most affected households are already adopting extremely stressed coping mechanisms (e.g. migration, sale of their few assets, reduction of food intake, theft of crops, increased violence, etc.).
- Admissions to therapeutic and supplementary feeding centres are increasing. Deaths and morbidity in therapeutic centres are on the increase as well.
- This harsh lean season is being caused by the consequences of the conflict combined with i) drought and erratic rains, ii) plant diseases in some areas (affecting cassava and banana); and iii) extreme pressure on the limited lands and resources of the dense population of Burundi.
- WFP will focus most general food distributions in the northern and eastern provinces to prevent the deterioration of the current food shortages and to stabilize the nutritional status in different zones. In response to the promotion of basic education, WFP will continue to expand assistance to primary school children located in food insecure areas. In line with improvement of the community livelihoods, food-for-work activities will be increased to enable the local population to promote agricultural and economic growth. WFP will continue to assist undernourished children and mothers in feeding centres. The operation is experiencing shortfalls in cereals and pulses as of February 2007. Loans from regional countries have been arranged to cover the planned distributions for the month.
- The PRRO is facing a shortfall of around 20,000 mt of commodities in the coming six months till June 2007.

Congo, Republic of PRRO 10312.0 / 10312.1 -- Assistance to Populations Affected by Conflicts



Shortfalls over next 6 months (mt)

Cereals	Pulses	Blended	Oil	Other
1,664	429	53	136	18
Apr-07	May-07	Immediate	Apr-07	Immediate

Resourcing US\$

	Requirements	Mobilized	Shortfall	Shortfall %
Tot. Project	16,636,671	13,089,852	3,546,819	21%
2007	12,838,611	0	12,838,611	100%

Project dates: Jul 04 – Dec 08

Photo: WFP/Simon Trepanier

- In the Republic of Congo, the combined effects of economic stagnation and successive conflicts have exacerbated poverty and increased the number of people suffering from marginalization and deprivation,
- With peace returning in the Pool region, humanitarian assistance is required to help 150,000 IDPs, living in neighbouring regions or hiding in the forest, to return to their home areas,
- WFP extended the current phase of the PRRO until March 2007 to meet continued needs, however immediate pipeline breaks require resources urgently.
- Because of the shortfalls in corn-soy blend, WFP is not able to support the supplementary feeding programme to HIV/AIDS beneficiaries. The health status of the thousands of HIV/AIDS patients, who depend on WFP rations, will be affected.

DRC SO 10556.0 - WFP Logistics Augmentation aimed at Managing Logistics Cluster Activities



Resourcing US\$

	Requirements	Mobilized	Shortfall	Shortfall %
Tot. Project	5,491,467	2,650,000	2,841,467	52%
2007	2,841,467	0	2,841,467	100%

Project dates: Oct 06 – Oct 07

Photo: WFP/Fidel Mazobe

- This Special Operation aims at creating a Logistics Cluster to enable the humanitarian community to respond to emergencies more adequately and efficiently and allow WFP to undertake its responsibilities as Lead Agency for the Logistics Cluster. The operation also aims to augment the transport and storage capacity in DRC.
- WFP will avail, manage and operate 25 trucks out of Lubumbashi on a cost recovery basis. A number of storage facilities will likewise be made available to the humanitarian community due to the present lack storage facilities within the country.

Uganda PRRO 10121.1 -- Targeted Food Assistance for Relief and Recovery of Refugees, Displaced People and Vulnerable Groups in Uganda



Shortfalls over next 6 months (mt)

Cereals	Pulses	Blended	Oil	Other
22,149	1,935	13,117	95	345
Apr-07	May-07	Mar-07	May-07	Mar-07

Resourcing US\$

	Requirement:	Mobilized	Shortfall	Shortfall %
Tot. Project	296,823,184	227,816,386	69,006,798	23%
2007	129,093,988	9,772,958	119,321,030	92%

Project dates: Apr 05 – Mar 08

Photo: WFP/Janine D'Angelor

- Through its PRRO, WFP addresses food needs of some 1.2 million internally displaced people (IDPs) crammed in rural camps in Gulu, Kitgum and Pader and Lira districts. A budget revision for PRRO 10121.1. for US\$114 million is pending final approval by the Executive Board in February 2007.
- A WFP/FEWSNET/USAID/GOU Joint Assessment Mission conducted in November 2006 in Karamoja region recommended that food assistance is required as early as January 2007 for highly food insecure areas and in February/March for the medium food insecurity areas. This will be required up to June when quick maturing vegetables will be harvested.
- WFP supports self-reliance and the voluntary return of IDPs toward their home areas. There is slow voluntary movement among the 1.2 million IDPs in the Acholi sub-region. The returning IDPs are retaining their homes in their mother camps.
- Spontaneous movement of IDPs out of the main camps to new settlement sites/satellite camps has continued. Given that about 73 percent of the IDPs do not know when they will return, WFP should continue to provide food aid in camps, albeit at a decreasing rate.
- The PRRO urgently needs 37,600 mt of commodities to avoid pipeline breaks within the next six months

Latin American and the Caribbean – Regional Bureau ODP

Colombia PRRO 10366.0 – Assistance to Persons Displaced by Violence



Shortfalls over next 6 months (mt)

Cereals	Pulses	Blended	Oil	Other
8,521	944	n/a	440	1,292
Immediate	Apr-07	n/a	Apr-07	Immediate

Resourcing US\$

	Requirement:	Mobilized	Shortfall	Shortfall %
Tot. Project	58,129,945	25,378,377	32,751,568	56%
2007	19,659,470	1,859,106	17,800,364	91%

Project dates: Apr 05 - Mar 08

Photo: WFP/Mike Huggins

- While other Latin American and Caribbean countries are fighting inequality, poverty, or violence, Colombia must face all three simultaneously. The humanitarian crisis facing Colombia after more than four decades of armed conflict makes it one of the countries with the highest rates of internally displaced people (IDPs) in the world.

- This operation is implemented together with the Colombian government and responds to the country's difficult humanitarian situation. To prevent future displacements, the PRRO aims to find suitable and lasting solutions to the food problems of displaced populations, and to support the basic education of pre-school and school-aged boys and girls. The operation plans to assist 499,000 IDPs per year.
- The PRRO faces 11,197 mt shortfalls in the next six months. The most critical pipeline breaks are expected to occur in rice.
- The operation is currently suffering a resourcing shortfall of US\$33 million. WFP requires at least US\$1 million per month to cover current commitments and food needs through the end of the current PRRO.
- The lack of funding has forced WFP to reduce the number of beneficiaries and cut back on the levels of distribution in some recovery modalities. Additional resources are urgently required to reach the estimated number of new IDPs and to cover the rising demand in the south.

Ecuador EMOP 10381.0 – Food Assistance for the Refugee Population Affected by the Armed Conflict in Colombia



Shortfalls over next 6 months (mt)

Cereals	Pulses	Blended	Oil	Other
405	90	n/a	21	57
Immediate	Immediate	n/a	Immediate	Immediate

Resourcing US\$

	Requirements	Mobilized	Shortfall	Shortfall %
Tot. Project	2,009,889	1,197,857	812,032	40%
2007	798,357	293,986	504,371	63%

Project dates : Mar 05 - Aug 07

Photo: WFP/Anne-Karin Brodeurd

- Ecuador continues to be negatively affected by the armed conflict in Colombia and its spill-over effects. Refugees and asylum seekers from the neighbouring country continue to increase. The social services in the marginalized areas are being put under high pressure and the already weak labour market cannot cope with the complex needs of hosting a new population.
- The number of refugees and asylum seekers from Colombia continues to expand. An increased number of beneficiaries will therefore be assisted under this operation. The aim is to reach an additional 19 percent of the original beneficiaries.
- An additional 573 mt commodities are required to cover the needs for six additional months of food assistance. The major challenge encountered during this operation has been funding. The lack of resources interrupts the normal process of food deliveries and distribution, resulting in the beneficiaries being directly affected.

Guatemala PRRO 10457.0 - Recovery and Prevention of Malnutrition for Vulnerable Groups**Shortfalls over next 6 months (mt)**

Cereals	Pulses	Blended	Oil	Other
n/a	n/a	2,094	n/a	2
n/a	n/a	Feb-07	n/a	Immediate

Resourcing US\$

	Requirements	Mobilized	Shortfall	Shortfall %
Tot. Project	27,445,337	5,225,180	22,220,157	81%
2007	10,288,284	20,092	10,268,192	100%

Project dates: Dec 05 – Nov 08

Photo: WFP/Pablo Medina

- This PRRO is being implemented to provide fortified food to children and lactating and pregnant women in the most vulnerable communities.
- Local production of the fortified blended food, Vitacereal, is ongoing. However WFP currently has a food stock that will cover the beneficiary needs only up until February 2007. Forecasted accumulated shortfalls in the next six months add up to 2,096 mt.
- The current funding level is insufficient in order to support a sustainable food distribution plan and hampers WFP's ability to be effective in reducing the levels of malnutrition and breaking its intergenerational cycle.

Guatemala EMOP 10497.0 – Assistance to the Food Insecure Population Affected by Hurricane Stan**Shortfalls over next 6 months (mt)**

Cereals	Pulses	Blended	Oil	Other
1,115	n/a	238	n/a	n/a
Mar-07	n/a	Mar-07	n/a	n/a

Resourcing US\$

	Requirements	Mobilized	Shortfall	Shortfall %
Tot. Project	13,849,494	10,414,030	3,435,464	25%
2007	1,298,648	214,794	1,083,854	83%

Project dates : Oct 05 – Apr 07

Photo: WFP/Sabrina Quezada

- The impact of Hurricane Stan is still affecting people living in the hardest hit departments, mainly in the western highlands. This operation was approved to provide targeted relief food assistance to 285,000 beneficiaries to strengthen livelihoods and prevent deterioration of food security.
- Pipeline breaks will affect crucial commodities such as cereals and corn-soy blend. The breaks are expected to start in January for cereals and in March for corn-soy blend. Accumulated shortfalls over the next six months amount to 1,353 mt. Interruptions in food delivery will have a direct impact on the affected families, especially those living in shelters, as their coping mechanisms were weakened by the threat they had to face.

LAC Regional PRRO 10212.0 – Targeted Food Assistance for People Affected by Shocks and the Recovery of Livelihoods



Shortfalls over next 6 months (mt)

Cereals	Pulses	Blended	Oil	Other
3,514	551	1,297	363	n/a
Immediate	Immediate	Immediate	Immediate	n/a

Resourcing US\$

	Requirement	Mobilized	Shortfall	Shortfall %
Tot. Project	59,600,013	38,447,787	21,152,226	35%
2007	2,160,774	395,257	1,765,517	82%

Project dates : Mar 03 – Dec 08

Photo: WFP/Alejandro Chicheri

- This regional operation assists 690,000 beneficiaries in El Salvador, Guatemala, Honduras and Nicaragua where food insecurity, triggered by recurring natural disasters, has placed rural and urban populations in crisis.
- The situation in Honduras is particularly critical, scarce and erratic rain during the second agricultural cycle causing crop losses has made it more difficult to access food in the area.
- The operation faces immediate pipeline breaks with 5,725 mt in Honduras and El Salvador and Guatemala must repay 710 mt to other projects within the country. The shortfalls will severely limit WFP's recovery efforts. It will badly impact the ongoing nutritional intervention and assistance to beneficiaries.
- This project has been extended in time to March 2007 and will be superseded by new Regional PRRO 10444.0, starting in April 2007. The new PRRO will last for two years and respond to needs mostly through disaster mitigation and preventive nutritional interventions.

Global SO 10522.0: “The Establishment of the Humanitarian Response Depot (HRD) Network.”



	Requirement	Mobilized	Shortfall	Shortfall %
Tot. Project	17,414,279	6,938,099	10,476,180	60%
2007	8,154,732	0	8,154,732	100%

Project dates : Apr 06 – Apr 07

Photo: WFP/Matthew Arnold

- This Special Operation enables WFP to establish four Humanitarian Response Depots (HRDs), in addition to the existing Depot in Brindisi, in key strategic locations around the world: Panama City (Panama), Accra (Ghana), Dubai City (Dubai), and Subang (Malaysia),
- The UNHRD Network initiative will support emergency response by UN, international, governmental and non-governmental organizations.
- The network will enable WFP to be able to meet its corporate goal of being able to respond to four simultaneous emergencies.
- A budget revision is currently being undertaken, which will broaden the scope of the original project. This budget revision is expected to take the total amount of this SO up to US\$17,414,279.

SPECIAL FOCUS ON DEVELOPMENT

Highlights from ODB and ODP

Bangladesh CP 10410.0 - Country Programme 2007 - 2010**Shortfalls over next 6 months (mt)**

Cereals	Pulses	Blended	Oil	Other
33,097	n/a	2,083	n/a	n/a
Immediate	n/a	Immediate	n/a	n/a

Resourcing US\$

	Requirement	Mobilized	Shortfall	Shortfall %
Tot. Project	101,580,059	8,594,029	92,986,030	92%
2007	31,910,701	8,594,029	23,316,672	73%

Project dates: Jan 07 – Dec 10

Photo: WFP/Alexander Voccia

- This Country Programme provides assistance to beneficiaries in rural areas having very limited access to food and consuming less than 1,805 kcal per person per day.
- This year's monsoon rains were abnormally low leading to some concerns that the November/December Aman rice harvest might be negatively impacted. The latest (mid November 2006) in-country FAO information suggests that the harvest is actually expected to turn out favourably, despite these earlier concerns. Factors contributing to the improved forecast include an above target "area planted" achievement (5.26 million hectare target vs. 5.31 million achievement), an increase in area of high yielding variety rice, and intensified irrigation.
- In November 2006, opposition protesters held violent strikes and demonstrations across the country, calling for the chief electoral commissioner and his three deputies to resign. As a result, transport within and around Dhaka was severely disrupted. WFP continues to monitor the situation closely.
- In 2007, the CP's net needs are US\$60 million, against a multilateral allocation of US\$14 million, leaving a balance of US\$46 million to be raised. Although the Government of Bangladesh has indicated the availability of 200,000 mt of cereal, valued at US\$21 million, this in-kind donation does not cover the associated costs of US\$13 million. For full cost recovery, cash contribution from donors is essential to twin the associated costs for this Government in-kind contribution.

Laos DEV 10306.0 – Assistance to Food-Insecure Households in Transition**Shortfalls over next 6 months (mt)**

Cereals	Pulses	Blended	Oil	Other
654	n/a	n/a	n/a	n/a
Feb-07	n/a	n/a	n/a	n/a

Resourcing US\$

	Requirement	Mobilized	Shortfall	Shortfall %
Tot. Project	6,576,039	3,377,449	3,198,590	49%
2007	2,055,602	2,980	2,052,622	100%

Project dates : Aug 04 – Jul 07

Photo: WFP/Genevieve Chicoine

- This project aims to strengthen livelihoods and improve the long-term food security of vulnerable, primarily ethnic minority communities, through food-for-work activities.

- The Country Office is currently planning complementary food-for-training activities for women and adolescent girls on health, nutrition and livelihood skills. Additionally, the country office is developing technical guidelines to improve FFW project management. These should be complete by early 2007.
- While the project is well-resourced in white rice, stocks of glutinous rice are inadequate to meet current needs. Beneficiaries who prefer glutinous rice may swap the rice they receive at unfavourable rates of exchange. In some cases distribution will be delayed until this commodity is available.

Nepal CP 10093.0 – Country Programme 2002 – 2006



Shortfalls over next 6 months (mt)

Cereals	Pulses	Blended	Oil	Other
3,854	n/a	1,436	73	n/a
Apr-07	n/a	Apr-07	Apr-07	n/a

Resourcing US\$

	Requirement	Mobilized	Shortfall	Shortfall %
Tot. Project	86,450,805	65,124,629	21,326,176	25%
2007	15,235,599	191,475	15,044,123	99%

Project dates : Jan 02 – Dec 07

Photo: WFP/Paul Macleod

- The project supports rural community infrastructure work, food for education, mother and child health care and global food-for-education initiative.
- Maoists and the Seven Party Alliance signed a peace agreement in late November. It agreed that the Maoists army remains in seven cantonments located in different parts of the country. WFP continues with the implementation of the Country Programme (CP) activities at their planned level over the next six months.

LAC Regional Dev 10411.0 – Capacity Building and Technical Assistance in Support of Food-Based Social Protection Programmes



Resourcing US\$

	Requirement	Mobilized	Shortfall	Shortfall %
Tot. Project	7,662,137	1,222,361	6,439,777	84%
2007	2,036,822	0	2,036,822	100%

Photo: WFP/Edward Alba

Project dates : Jun 05 – Jun 09

- This regional capacity building development project started in July 2005 to support food-based social protection programmes. Within this project WFP is currently working with governments and regional institutions to develop strategies and plans to contribute to the eradication of chronic malnutrition in the region by 2015.
- After 15 months of implementation only two contributions have been confirmed. The project currently faces a shortfall in funding of 84 percent. If no further contributions are made available in the near future, the achievements gained through the implementation of the various components of these projects will be put at risk.

LAC Regional Dev 10421.0 – Capacity Building of Integrated Micronutrient Programmes in the Central American Region



	Requirement:	Mobilized	Shortfall	Shortfall %
Tot. Project	5,972,836	505,310	5,467,527	92%
2007	2,100,264	0	2,100,264	100%

Photo: WFP/Sabrina Quezada

Project dates : Jul 05 - Jul 08

- This capacity building project includes a chain of capacity development activities, and provides assistance through collaborative efforts with governments, the private sector and other institutional stakeholders such as UNICEF, PAHO and INCAP. The project is implemented in Central America and Belize and aims to identify best practices in developing, producing and distributing nutritious, cost-effective and culturally appropriate foods.
- After 15 months of implementation, the project currently faces a shortfall in funding of 92 percent. If no further contributions are made available in the near future, the capacity building activities risk being undermined.

Nicaragua CP 10044.0 – Country Programme 2002 - 2006



Shortfalls over next 6 months (mt)

Cereals	Pulses	Blended	Oil	Other
3344	1374	742	300	n/a
Immediate	Immediate	Immediate	Immediate	Immediate

Resourcing US\$

	Requirement:	Mobilized	Shortfall	Shortfall %
Tot. Project	31,986,432	26,339,700	5,646,732	18%
2007	10,244,592	163,176	10,081,416	98%

Project dates : Jan 02 – Dec 07

Photo: WFP/Sabrina Quezada

- Through this Country Programme (CP), WFP provides food assistance to vulnerable women and children, school children, small-scale farmer and landless people.
- The operation is facing immediate pipeline breaks for maize, rice, corn-soy blend, oil and beans. School feeding activities are the least funded in the CP and will be most affected by the reported pipeline breaks.
- Basic activities will fall short of reaching targeted beneficiaries during the first quarter of 2007 due to lack of resources.

Annexes

STATUS OF WFP 2007 RELIEF FOOD AID NEEDS AND FUNDING SHORTFALLS

(As at 1 February 2007)

Country	Project Number	Type ⁽¹⁾	Title	Start date	End date	2007 Planned Beneficiaries ⁽²⁾	Beneficiary Needs 2007 (US\$ mill) ⁽³⁾	Resources to Raise in 2007 (US\$ mill) ⁽⁴⁾	Resources Mobilized in 2007 (US\$ mill) ⁽⁵⁾	2007 Shortfalls (US\$ mill) ⁽⁶⁾	2007 Shortfalls (%)
East and Central Africa (ODK)											
Burundi	10528.0	P	Support to the Stabilisation and Recovery of Burundi: Protect and Create Livelihoods while Improving the Nutritional Status of the Most Vulnerable	01/01/07	31/12/08	1,230,475	58.1	58.1	6.0	52.1	90%
Congo D.R	10288.0	P	Protracted Relief and Recovery Operation for Populations Affected by Armed Conflict	01/01/04	30/06/07	1,036,300	45.4	45.0	6.8	38.2	85%
Congo D.R	10288.1	P	Protracted Relief and Recovery Operation for Populations Affected by Armed Conflict	01/07/07	31/12/08	1,153,554	39.0	39.0	-	39.0	100%
Congo Rep. of ⁽⁷⁾	10312.0	P	Assistance to Populations Affected by Conflicts	01/07/04	31/03/07	59,250	3.2	3.2	-	3.2	100%
Congo Rep. of ⁽⁷⁾	10312.1	P	Assistance to Populations Affected by Conflicts	01/03/07	31/12/08	195,000	9.6	9.6	-	9.6	100%
Djibouti ⁽⁷⁾	10544.0	P	Food Assistance to Vulnerable Groups in Djibouti	01/03/07	31/12/08	52,499	7.3	7.3	-	7.3	100%
Ethiopia	10127.2	P	Food Assistance to Somali, Sudanese and Eritrean Refugees	01/01/07	31/12/08	104,100	18.5	18.5	1.0	17.5	94%
Ethiopia	10362.0	P	Enabling Livelihood Protection and Promotion	01/01/05	31/12/07	4,807,629	271.4	247.2	10.4	236.8	96%
Kenya	10258.1	P	Food Assistance for Somali and Sudanese Refugees	01/10/05	30/09/07	279,589	29.4	27.6	0.3	27.3	99%
Kenya ⁽⁷⁾	10258.2	P	Food Assistance to Somali and Sudanese Refugees	01/10/07	30/09/09	279,589	9.4	9.4	-	9.4	100%
Kenya	10374.0	E	Food Assistance to Drought-Affected People in Kenya	01/08/04	30/06/07	2,808,717	106.9	100.8	17.5	83.2	83%
Rwanda	10531.0	P	Assistance to Refugees and Recovery Operations for the Most Vulnerable Households	01/01/07	31/12/08	294,000	19.7	19.7	1.4	18.3	93%
Somalia	10191.1	P	Food Aid for Relief and Recovery	01/08/06	31/07/08	1,125,000	68.6	65.0	12.4	52.7	81%
Tanzania	10519.0	E	Assistance to Drought-Affected Persons in Tanzania	01/05/06	31/01/07	89,499	0.5	-	-	-	0%
Tanzania	10529.0	P	Food Aid for Relief and Recovery of Refugees and Host Population in Western Tanzania	01/01/07	31/12/08	290,991	39.3	39.3	5.5	33.8	86%
Uganda ⁽⁸⁾	10121.1	P	Targeted Food Assistance for Relief and Recovery of Refugees Displaced People and Vulnerable Groups in Uganda	01/04/05	31/03/08	3,179,193	131.3	129.1	9.8	119.3	92%
Sub-total						15,474,496	857.8	818.9	71.1	747.8	
West Africa (ODD)											
Burkina Faso	10541.0	P	Reversing Growing undernutrition in food insecure regions	01/01/07	31/12/08	250,200	9.4	9.4	3.3	6.1	65%
Central African Republic	10189.1	P	Assistance to Populations Affected by Armed Conflicts in the Central African Republic	01/07/05	30/06/07	347,270	9.8	9.7	0.2	9.5	98%
Chad	10510.0	P	Assistance to Central African Refugees in Southern Chad	01/03/06	31/12/07	28,750	3.8	0.4	0.0	0.4	100%
Chad	10559.0	E	Assistance to Sudanese Refugees, Internally Displaced, IDP Host Communities and Refugee-Affected Local Populations in Eastern Chad.	01/01/07	30/06/08	423,596	61.0	61.0	21.8	39.2	64%
Côte d'Ivoire Crisis, Regional	10372.0	P	Response to the Côte d'Ivoire Crisis and its Regional Impact in Burkina Faso, Côte d'Ivoire, Ghana and Mali	01/01/05	30/06/07	930,906	22.0	19.3	0.0	19.3	100%
Côte d'Ivoire Crisis, Regional ⁽⁷⁾	10551.0	P	Response to the Côte d'Ivoire Crisis and its Regional Impact in the Neighbouring Countries	01/07/07	30/06/08	904,890	18.4	18.4	-	18.4	100%
Gambia	10550.0	E	Food Assistance to Casamance Refugees in The Gambia	01/10/06	31/01/07	7,500	0.3	0.3	-	0.3	100%

Country	Project Number	Type ⁽¹⁾	Title	Start date	End date	2007 Planned Beneficiaries ⁽²⁾	Beneficiary Needs 2007 (US\$ mill) ⁽³⁾	Resources to Raise in 2007 (US\$ mill) ⁽⁴⁾	Resources Mobilized in 2007 (US\$ mill) ⁽⁵⁾	2007 Shortfalls (US\$ mill) ⁽⁶⁾	2007 Shortfalls (%)
Gambia	10572.0	E	Assistance to Senegalese refugees and host community in The Gambia	01/02/07	31/10/07	13,500	0.9	0.9	0.2	0.6	71%
Guinea ⁽⁷⁾	10553.0	P	Rehabilitation Project for Communities Affected by the Extended Presence of Refugees	01/07/07	30/06/08	186,222	4.2	4.2	-	4.2	100%
Guinea-Bissau	10148.2	P	Post-Conflict Relief and Rehabilitation in Guinea-Bissau	01/01/06	31/12/07	232,135	7.3	6.2	0.3	5.9	95%
Liberia ⁽⁷⁾	10454.0	P	Post Conflict Transition in Liberia	01/07/07	31/12/08	644,148	11.9	11.9	-	11.9	100%
Mali	10452.0	P	Fighting Malnutrition and Strengthening the Means of Subsistence of Vulnerable Populations in the North of Mali	01/06/06	31/12/07	482,935	18.9	16.0	0.3	15.7	98%
Mauritania	10359.0	P	Strengthening the Means of Subsistence of Drought-Affected Populations	01/01/05	31/12/07	291,536	9.7	7.8	1.7	6.1	78%
Niger	10509.0	P	Strengthening the Means of Subsistence of Vulnerable Populations and Targeted Assistance for Malnourished Children	01/04/06	30/09/07	1,591,172	18.6	12.8	7.6	5.2	41%
Senegal	10188.1	P	Post-Conflict Relief and Rehabilitation in the Casamance	01/01/05	31/12/07	382,998	14.2	12.2	0.0	12.2	100%
Sierra Leone ⁽⁷⁾	10554.0	P	Relief and Recovery Assistance for Vulnerable Groups	01/07/07	30/06/08	273,700	8.2	8.2	-	8.2	100%
Togo Crisis	10465.0	E	Assistance to IDPs in Togo and Refugees in Bénin.	01/07/05	31/07/07	35,000	4.2	3.7	0.5	3.3	88%
West Africa Coastal	10064.3	P	Post-Conflict Transition in the West Africa Coastal Region	01/01/05	30/06/07	980,371	27.2	21.6	2.4	19.2	89%
Sub-total						7,101,939	250.0	224.0	38.3	185.6	
Southern Africa (ODJ)											
Angola	10433.0	P	Food Assistance to Education and Health in Conflict-affected Communities of Angola.	01/04/06	31/03/09	523,000	28.2	28.2	0.1	28.0	100%
Madagascar	10442.0	P	Response to recurrent natural disasters and seasonal food insecurity in Madagascar	01/07/06	30/06/08	336,802	6.5	6.5	1.7	4.9	74%
Malawi	10309.1	P	Food Assistance for Refugees in Malawi	01/01/07	31/12/09	29,402	1.2	1.2	0.3	0.9	77%
Namibia	10543.0	P	Assistance to Refugees and Asylum Seekers Residing in Camp in Namibia	01/01/07	31/12/07	6,000	0.6	0.6	0.3	0.4	60%
Southern Africa Regional	10310.0	P	Assistance to Populations in Southern Africa Vulnerable to Food Insecurity and the Impact of AIDS	01/01/05	31/12/07	4,654,050	191.2	174.4	7.1	167.2	96%
Zambia	10071.2	P	Food Assistance For Refugees From the Democratic Republic of Congo and Angola	01/01/06	31/12/07	67,000	10.5	7.7	0.0	7.7	100%
Sub-total						5,616,254	238.2	218.6	9.5	209.1	
Sudan (ODS)											
Sudan	10557.0	E	Food Assistance to Population Affected by Conflict	01/01/07	31/12/07	5,800,000	685.4	685.4	228.1	457.3	67%
Sub-total						5,800,000	685.4	685.4	228.1	457.3	
Asia (ODB)											
Afghanistan	10427.0	P	Post-Conflict Relief and Rehabilitation in Islamic Republic of Afghanistan	01/01/06	31/12/08	5,444,000	178.2	169.0	3.2	165.8	98%
Bangladesh	10045.3	P	Assistance to the Refugees from Myanmar	01/01/06	31/12/07	24,500	2.4	1.9	-	1.9	100%
Cambodia	10305.0	P	Assisting People in Crisis	01/07/04	31/12/07	1,296,507	19.6	19.5	0.3	19.3	99%

Country	Project Number	Type ⁽¹⁾	Title	Start date	End date	2007 Planned Beneficiaries ⁽²⁾	Beneficiary Needs 2007 (US\$ mil) ⁽³⁾	Resources to Raise in 2007 (US\$ mil) ⁽⁴⁾	Resources Mobilized in 2007 (US\$ mil) ⁽⁵⁾	2007 Shortfalls (US\$ mil) ⁽⁶⁾	2007 Shortfalls (%)
Indonesia	10069.1	P	Assistance to Recovery and Nutritional Rehabilitation	01/07/04	31/12/07	1,898,500	62.3	52.0	11.5	40.6	78%
Korea, D.R	10488.0	P	Recovery Assistance for Vulnerable Groups in the DPR Korea.	01/04/06	31/03/08	1,877,232	52.5	47.8	1.0	46.8	98%
Laos	10319.0	P	Recovery Assistance to the Disaster Prone and Vulnerable Food Insecure Communities in the Lao PDR	01/04/04	31/03/07	158,567	2.3	2.3	0.1	2.3	97%
Myanmar	10066.3	P	Assistance to Vulnerable Families in Myanmar	01/01/07	31/12/09	1,249,560	16.8	16.8	4.7	12.2	72%
Nepal	10058.5	P	Food Assistance to Bhutanese Refugees	01/01/07	31/12/08	106,800	12.0	12.0	0.5	11.5	96%
Nepal	10523.0	E	Food Assistance to Drought Affected Populations of Mid-West and Far-West Nepal	15/06/06	14/06/07	202,000	10.6	10.6	0.0	10.6	100%
Pakistan	10504.0	P	Post Earthquake Relief and Recovery Operation in Pakistan	01/04/06	31/03/08	667,347	26.3	18.4	1.9	16.5	90%
Philippines	10489.0	E	Assistance to the Conflict affected Mindanao	01/03/06	30/06/07	1,640,000	10.4	10.4	1.1	9.3	89%
Philippines	10575.0	E	Relief and Recovery Assistance to Victims of Typhoon Durian	01/02/07	30/09/07	500,000	3.9	3.9	-	3.9	100%
Sri Lanka	10067.1	P	Assistance to Vulnerable Groups for Peace Building in Conflict-Affected areas	01/01/05	31/12/07	1,110,200	23.0	22.1	6.4	15.7	71%
Timor-Leste	10388.0	P	Investing in People's Future	15/11/04	15/11/07	404,000	9.9	9.1	1.3	7.8	86%
Sub-total						16,579,213	430.2	396.0	31.9	364.1	
Middle East, Central Asia and Eastern Europe (ODC)											
Algeria	10172.1	P	Assistance to Western Saharan Refugees	01/09/04	31/03/07	90,000	3.2	3.2	-	3.2	100%
Algeria	10172.2	P	Assistance to Western Saharan Refugees	01/01/07	31/12/08	90,000	9.7	9.7	-	9.7	100%
Armenia	10053.1	P	Relief and Recovery Assistance to Vulnerable Groups	01/07/04	30/06/07	95,000	3.8	3.5	-	3.5	100%
Armenia	10053.2	P	Relief and Recovery Assistance to Vulnerable Groups	01/01/07	31/12/08	110,000	2.4	2.4	-	2.4	100%
Azerbaijan	10168.1	P	Targeted Food Assistance for Relief and Recovery of Displaced Persons and Vulnerable Groups in Azerbaijan	01/07/06	30/06/08	154,000	7.8	7.8	0.3	7.6	97%
Georgia	10211.1	P	Assistance to Recovery and Capacity Building	01/01/07	31/12/08	159,000	8.0	8.0	1.3	6.7	84%
Iran	10213.0	P	Food Assistance and Support for Education to Afghan and Iraqi Refugees in the Islamic Republic of Iran	01/01/03	31/12/07	31,000	2.3	0.8	0.0	0.8	99%
Iraq	10360.0	E	Assistance to Primary School Children and Vulnerable Groups	01/09/04	30/06/07	3,761,588	23.6	17.6	1.5	16.1	91%
Iraq ⁽⁷⁾	10555 ⁽⁷⁾	E	Assistance to the Most Food Insecure Population in Iraq	01/07/07	01/06/08	3,345,834	50.1	50.1	-	50.1	100%
Occupied Palestinian Territory	10387.0	P	Protracted Relief Operation for Non-Refugee Palestinians	01/09/05	31/08/07	597,000	33.5	13.7	0.2	13.5	98%
Occupied Palestinian Territory ⁽⁷⁾	10387.1 ⁽⁷⁾	P	Protracted Relief Operation for Non-Refugee Palestinians	01/09/07	31/08/08	597,000	16.3	16.3	-	16.3	100%
Russia	10128.2	E	Emergency Food Assistance to Vulnerable Groups in the North Caucasus	01/01/06	31/12/07	231,000	10.5	8.1	-	8.1	100%
Syria	10576.0	E	Support Refugees from Iraq	01/01/07	31/03/07	6,645	0.2	0.2	0.2	0.0	5%
Tajikistan	10231.0	P	Assistance to Food-Insecure Households and Recovery Operations in Tajikistan	01/07/03	30/06/07	544,129	13.6	8.9	-	8.9	100%
Yemen	10232.0	P	Food Assistance for Refugees	01/04/03	31/12/07	33,544	1.1	0.9	0.0	0.9	97%
Sub-total						13,973,574	185.9	151.3	3.5	147.8	

Country	Project Number	Type ⁽¹⁾	Title	Start date	End date	2007 Planned Beneficiaries ⁽²⁾	Beneficiary Needs 2007 (US\$ mill) ⁽³⁾	Resources to Raise in 2007 (US\$ mill) ⁽⁴⁾	Resources Mobilized in 2007 (US\$ mill) ⁽⁵⁾	2007 Shortfalls (US\$ mill) ⁽⁶⁾	2007 Shortfalls (%)
Latin America and the Caribbean (ODP)											
Bolivia	10517.0	E	Assistance to Floods Victims Under High Food Insecurity Conditions	15/05/06	30/04/07	45,000	0.6	-	0.0	-	0%
Central America Regional	10212.0	P	Targeted Food Assistance for People Affected by Shocks and for the Recovery of Livelihoods	01/03/03	31/03/07	375,000	2.2	2.2	0.4	1.8	82%
Central America Regional	10444 ⁽⁷⁾	P	Response to recurrent natural disasters and seasonal food insecurity in Central America	01/01/07	31/12/08	375,000	8.2	8.2	-	8.2	100%
Colombia	10366.0	P	Assistance to Persons Displaced by Violence	01/04/05	31/03/08	725,497	19.7	19.7	1.9	17.8	91%
Ecuador	10381.0	E	Food Assistance for the Refugee Population Affected by the Armed Conflict in Colombia	01/03/05	31/08/07	7,500	0.8	0.8	0.3	0.5	63%
Ecuador	10558.0	E	Integrated Approach for the Protection of Vulnerable Populations Affected by the Colombian Conflict on Ecuador's Northern Border	01/09/06	31/08/08	5,078	0.6	0.6	0.6	-	0%
Guatemala	10457.0	P	Recovery and Prevention of Malnutrition for Vulnerable Groups	01/12/05	30/11/08	373,000	10.3	10.3	0.0	10.3	100%
Guatemala	10497.0	E	Assistance to the Food Insecure Population Affected by Hurricane Stan	21/10/05	20/04/07	163,050	2.0	1.3	0.2	1.1	83%
Haiti	10382.0	P	Response to Food Insecure Persons in Crisis Situations	01/05/05	31/12/07	550,000	20.3	14.5	0.1	14.4	99%
Sub-total						2,619,125	64.6	57.5	3.4	54.0	
						67,164,601	2,712.1	2,551.6	385.9	2,165.7	

(1) P=Protracted Relief and Recovery Operation; E=Emergency Operation.

(2) For any two operations covering the same group of beneficiaries, the total beneficiary number is counted only once, only the larger case load is included in the computation.

(3) Beneficiary needs indicate the total amount of food that is planned to be distributed to beneficiaries in 2006 if operations were fully resourced. These figures may be revised throughout the year in function of budget revisions or approval of new projects

(4) Resources to raise indicates the planned level of WFP distribution in calendar year 2007 based on most recent assessment, minus carry-over resources from previous periods. These figures may be revised throughout the year in function of budget revisions or approval of new projects

(5) Resources confirmed in 2007 calendar year (i.e. DM, M, resourcing transfers, including contributions from 2006 for projects starting in 2007 only).

(6) Shortfalls indicate the portion of the Resources to Raise which remains unfunded. Shortfalls for fully funded operations have been cancelled out.

(7) Projects subject to approval

(8) Budget Revision subject to EB's approval

Special Operations 2007 Needs and Shortfalls

(as at 1 February 2007)

Recipient	Project Number	Title	Start date	End date	Project Total Requirements	Project Total Mobilized	Project Shortfalls (%)	2007 Requirements		2007 Total Mobilized (as at 31 January)		2007 Shortfalls	
								(US\$)	(US\$)	(US\$)	(US\$)	(US\$)	(%)
West Africa (ODD/ODY)													
Central African Republic	10562.0	Provision of Safe and Free Air Transport to Humanitarian Community in Central African Republic	10/11/06	31/12/07	2,173,957	349,867	84%	2,008,419	184,330	1,824,089	91%		
Chad	10560.0	WFP Humanitarian Air Services in Chad in Support of EMOP 10559.0	01/01/07	30/06/08	8,577,976	0	100%	5,770,804	-	5,770,804	100%		
West Africa Coastal	10061.3	Air Passenger Service in West Africa Coastal Countries Côte d'Ivoire, Guinea, Liberia & Sierra Leone	01/01/05	30/06/07	8,890,336	6,553,604	26%	2,336,732	106,136	2,230,596	95%		
Sub-total					19,642,269	6,903,472		10,115,956	290,466	9,825,490			
Southern Africa (ODJ)													
Angola	10375.0	Improving access to vulnerable populations through the repair of bridges and water crossings in Angola, in support of PRRO 10054.2 (2004-2005)	01/10/04	31/07/07	7,957,081	7,920,461	0%	36,620	95,130	-	0%		
Sub-total					7,957,081	7,920,461		36,620	95,130	-			
East and Central Africa (ODK)													
Congo D.R	10556.0	D.R.C. Logistics Cluster and Common Transport and Storage Services	13/10/06	13/10/07	5,491,467	2,650,000	52%	2,841,467	-	2,841,467	100%		
Kenya	10569.0	Air Operations in Support of the Flood Emergency in Southern Somalia and North-eastern Kenya	20/11/06	28/02/07	16,559,275	12,828,854	23%	6,218,171	2,487,750	3,730,421	60%		
Somalia	10578.0	Emergency Rehabilitation Work for Mogadishu and Kismayo Ports, and Targeted Emergency Road Rehabilitation for Key Main Supply Routes in South Somalia, in Direct Support of the Provision of Emergency Humanitarian Food Aid	15/02/07	14/02/08	11,807,001	0	100%	9,839,168	-	9,839,168	100%		
Sub-total					33,857,742	15,478,854		18,898,805	2,487,750	16,411,055			
Latin America and the Caribbean (ODP)													
Central America Regional	10449.0	Latin America and Caribbean Emergency Response Network (LACERN)	01/08/05	31/07/07	2,863,573	1,901,923	34%	961,650	-	961,650	100%		
Sub-total					2,863,573	1,901,923		961,650	-	961,650			
Sudan (ODS)													
Sudan	10181.3	Provision of Humanitarian Air Service	15/07/04	28/02/07	71,849,832	71,422,357	1%	31,000,000	4,751,135	26,248,865	85%		
Sudan ⁽¹⁾	10342.1	UNJLC-Common Logistics Services and Coordination, and support to NFI operations	01/01/06	28/02/07	3,224,024	3,231,122	0%	3,500,000	400,000	3,100,000	89%		

Recipient	Project Number	Title	Start date	End date	Project Total Requirements		Project Shortfalls (%)	2007 Requirements		2007 Total Mobilized (as at 31 January)	2007 Shortfalls	
					(US\$)	(US\$)		(US\$)	(US\$)		(US\$)	(%)
Sudan ⁽¹⁾	10368.0	Emergency Road Repair and Mine Clearance of Key Transport Routes in Sudan in Support of EMOP	01/08/04	31/12/06	182,667,823	177,743,477	3%	5,674,346	750,000	4,924,346	87%	
Sudan ⁽¹⁾	10371.0	Logistics Augmentation in Support of EMOP "Food Assistance to Population Affected by Conflict"	12/07/04	31/12/06	63,542,891	41,831,329	34%	21,764,697	53,135	21,711,562	100%	
Sub-total					321,284,571	294,228,284		61,939,043	5,954,270	55,984,773		
Asia (ODB)												
Afghanistan	10514.0	United Nations Humanitarian Air Service (UNHAS)	01/04/06	31/12/07	16,829,331	15,264,811	9%	4,207,333	69,652	4,137,681	98%	
Asia Bureau ⁽¹⁾	10352.0	Asia Emergency Response Facility (AERF)	01/05/04	31/12/07	2,213,919	2,230,668	0%	331,236	-	331,236	100%	
Asia Bureau	10407.0	WFP Air Support of Humanitarian Relief Operations in response to the Indian Ocean Tsunami	01/01/05	30/06/07	50,906,104	38,030,697	25%	12,570,328	93,401	12,476,927	99%	
Indonesia	10498.0	WFP Shipping Services to support the Temporary Shelter Plan of Action by the UN Recovery Coordinator for Aceh and Nias	23/10/05	30/06/07	42,313,990	24,725,710	42%	17,588,280	25,710	17,562,570	100%	
Pakistan	10494.0	WFP Air Support of Humanitarian Relief Operations in Response to the Pakistan Earthquake	12/10/05	30/04/07	100,092,080	61,137,004	39%	6,351,927	11,292	6,340,635	100%	
Sri Lanka ⁽¹⁾	10539.0	Augmentation of Logistics Preparedness Capacity	01/09/06	30/06/07	2,639,729	2,442,177	7%	197,552	68,509	129,043	65%	
Sri Lanka	10564.0	Augmentation of Logistics Preparedness Capacity	20/11/06	30/06/07	615,467	375,759	39%	608,019	375,759	232,260	38%	
Sub-total					215,610,620	144,206,825		41,854,674	644,323	41,210,351		
Middle East, Central Asia and Eastern Europe (ODC)												
Libya	10417.0	Augmentation of Libya Logistics Corridor, in support to Sudan EMOP 10339.1 and Chad EMOP 10327.0	20/02/05	31/03/07	4,964,829	2,262,697	54%	2,702,132	-	2,702,132	100%	
Sub-total					4,964,829	2,262,697		2,702,132	-	2,702,132		
WFP/HQ												
HQ/Rome	10502.0	SO-WFP-Avian and Human Influenza Preparedness	13/12/05	11/02/07	3,047,789	1,485,669	51%	1,562,120	-	1,562,120	100%	
HQ/Rome	10522.0	Establishment of Two Additional Humanitarian Response Depots (HRDs) and targeted activities aimed at the establishment of a United Nations Humanitarian Response Depot (UNHRD) Network	15/04/06	15/04/07	17,414,279	6,938,099	60%	8,154,732	-	8,154,732	100%	
Sub-total					20,462,068	8,423,768		9,716,852	-	9,716,852		
					626,642,752	481,326,283		146,225,732	9,471,939	136,812,303		

(1) Budget Revision pending approval and extension in time

STATUS OF 2007 WFP DEVELOPMENT ACTIVITIES FOOD AID NEEDS AND FUNDING SHORTFALLS

(As at 1 February 2007)

Country	Project n.	Title	Start date	End date	2007 Planned Beneficiaries (1)	2007 Beneficiary Needs (US\$ mil) (2)	2007 Resources to Raise (US\$ mil) (3)	2007 Resources Mobilized (US\$ mil) (4)	2007 Shortfalls (US\$ mil) (5)	2007 Shortfalls (%)
Least Developed Countries										
Haiti	10217.0	Country Programme - Haiti (2003-2006)	01/01/2003	31/12/2007	300,071	13.4	0.0	0.0	0.0	0.0%
Bangladesh	10410.0	Country Programme - Bangladesh (2007-2017)	01/01/2007	31/12/2010	1,990,000	31.9	31.9	8.6	23.3	73.1%
Benin	10308.0	Promotion of Formal and Non-Formal Education of Children and Youth	01/07/2004	30/06/2009	72,300	3.7	1.9	0.0	1.8	99.0%
Benin	10484.0	Nutritional Support to Households Affected by HIV/AIDS	01/01/2006	30/06/2008	12,000	1.1	0.8	0.0	0.8	99.6%
Bhutan	10133.0	Country Programme - Bhutan (2002-2007)	01/07/2002	31/12/2007	50,217	3.4	1.6	0.0	1.6	99.0%
Burkina Faso	10399.0	Country Programme - Burkina Faso (2006-2010)	01/01/2006	31/12/2010	457,279	7.5	6.9	0.0	6.9	99.9%
Cambodia	10170.1	Support to Maternal and Child Health	01/06/2005	31/12/2007	59,863	2.4	2.4	0.4	2.0	84.5%
Cape Verde	10409.0	Assistance to Primary School Canteens and Kindergartens	01/01/2006	31/07/2010	83,800	1.7	1.7	0.0	1.7	99.9%
Central African Republic	10361.0	Support for Education for All and Health	01/10/2005	30/09/2009	137,400	5.1	4.2	0.0	4.2	100.0%
Chad	10478.0	Country Programme - Chad (2007-2010)	01/01/2007	31/12/2010	181,461	7.3	7.3	0.0	7.3	100.0%
Djibouti	10385.0	Support for School Feeding and Vocational Training	01/07/2005	31/12/2007	35,700	1.9	1.6	0.2	1.3	85.1%
Ethiopia	10430.0	Country Programme - Ethiopia (2007-2011)	01/01/2007	31/12/2011	1,047,207	24.2	24.2	1.4	22.7	94.1%
Gambia	10311.0	Support to Basic Education in Rural Vulnerable Regions	01/08/2004	31/07/2007	138,390	1.5	1.4	0.1	1.2	89.8%
Gambia	10548.0	Support to Basic Education in Rural Vulnerable Regions	01/01/2007	31/12/2008	115,767	0.7	0.7	0.0	0.7	100.0%
Guinea	10453.0	Country Programme Guinea (2007-2011)	01/01/2007	31/12/2011	198,264	4.5	4.5	0.5	4.0	88.3%
Laos	10078.1	Primary Education for Girls and Boys in Remote Areas of Laos	01/06/2005	31/05/2010	356,700	3.8	2.6	0.0	2.6	99.4%
Laos	10306.0	Assistance to Food-Insecure Households in Transition	01/08/2004	31/07/2007	102,960	2.1	2.1	0.0	2.1	99.9%
Lesotho	10266.0	Support to Free Primary Education	01/01/2004	31/12/2007	127,000	3.3	2.6	0.0	2.6	99.9%
Madagascar	10340.0	Country Programme - Madagascar (2005-2009)	01/01/2005	31/12/2009	176,007	5.8	5.0	0.7	4.3	86.2%
Malawi	10106.0	Country Programme - Malawi (2002-2006)	01/01/2002	31/12/2007	512,078	14.2	14.1	1.5	12.6	89.2%
Mali	10205.0	Country Programme - Mali (2003-2007)	01/01/2003	31/12/2007	1,084,634	7.2	6.3	0.0	6.3	100.0%
Mauritania	10209.0	Country Programme - Mauritania (2003-2008)	01/01/2003	31/12/2008	376,110	10.2	9.7	0.0	9.7	100.0%
Mozambique	10446.0	Country Programme - Mozambique (2007-2011)	01/01/2007	31/12/2009	287,740	17.3	17.3	4.0	13.4	77.1%
Nepal	10093.0	Country Programme - Nepal (2002-2006)	01/01/2002	31/12/2007	1,247,000	21.3	15.2	0.2	15.0	98.7%
Niger	10285.0	Country Programme - Niger (2004-2007)	01/01/2004	31/12/2007	493,773	12.0	8.8	0.0	8.8	99.5%
Rwanda	10156.0	Support for Basic Education (SBE)	01/01/2003	31/12/2007	328,710	12.5	11.4	0.0	11.4	99.9%
São Tomé & Príncipe	10422.0	Support to Basic Education and Health Care System for Vulnerable Groups	01/01/2006	31/12/2011	38,570	1.2	0.7	0.0	0.7	100.0%
Senegal	10451.0	Country Programme - Senegal (2007-2011)	17/01/2007	31/12/2011	287,000	3.4	3.4	0.0	3.4	100.0%
Sierra Leone	10333.0	Country Programme - Sierra Leone (2005-2007)	01/06/2005	31/12/2007	302,000	8.8	8.2	0.0	8.2	100.0%
Sudan	10105.0	Water Harvesting and Education Infrastructure	01/01/2002	31/12/2007	357,000	9.0	6.2	0.0	6.2	99.9%
Tanzania	10437.0	Country Programme - Tanzania (2007-2010)	01/01/2007	31/12/2010	362,500	10.0	10.0	0.5	9.6	95.5%
Uganda	10426.0	Support the Fight Against HIV/AIDS and TB	01/01/2006	31/12/2010	208,000	8.4	7.8	0.0	7.8	99.9%
Yemen	10435.0	Country Programme - Yemen (2007 - 2011)	01/01/2007	31/12/2011	717,010	9.6	9.6	0.6	8.9	93.4%
Zambia	10447.0	Country Programme - Zambia (2007-2011)	01/01/2007	31/12/2010	264,600	7.0	7.0	1.0	6.0	85.9%
Sub-total					12,509,111	277.4	238.9	19.9	219.0	

Country	Project n.	Title	Start date	End date	2007 Planned Beneficiaries (1)	2007 Beneficiary Needs (US\$ mil) (2)	2007 Resources to Raise (US\$ mil) (3)	2007 Resources Mobilized (US\$ mil) (4)	2007 Shortfalls (US\$ mil) (5)	2007 Shortfalls (%) (6)
Low-Income Food-deficit Countries										
Cameroon	10214.0	Country Programme - Cameroon (2003-2007)	01/01/2003	31/12/2007	160,040	3.6	3.2	0.0	3.2	99.9%
Egypt	10450.0	Country Programme - Egypt (2007 - 2011)	01/01/2007	31/12/2011	285,751	10.2	10.2	5.1	5.1	50.1%
Ghana	10418.0	Country Programme - Ghana (2006-2010)	01/01/2006	31/12/2010	124,000	4.0	4.0	0.1	3.9	98.4%
Honduras	10074.0	Country Programme - Honduras (2002-2006)	01/01/2002	31/12/2007	149,997	2.8	2.8	0.2	2.7	94.4%
India	10107.0	Country Programme - India (2003-2007)	01/01/2003	31/12/2007	2,160,083	26.4	25.7	0.1	25.6	99.7%
Kenya	10264.0	Disaster-Preparedness Facility	01/01/2004	31/12/2008	1,334,280	20.8	15.3	0.1	15.2	99.5%
Nicaragua	10044.0	Country Programme - Nicaragua (2002-2006)	01/01/2002	31/12/2007	430,000	12.7	10.2	0.2	10.1	98.4%
Pakistan	10269.0	Country Programme - Pakistan (2004-2008)	01/01/2004	31/12/2009	3,189,258	16.2	12.6	0.5	12.1	96.1%
Sri Lanka	10075.0	Country Programme - Sri Lanka (2002-2006)	01/01/2002	31/12/2007	121,000	2.4	2.3	0.0	2.3	99.8%
Syria	10070.0	Support to Small Farmers and Herders on Marginal and Degraded Lands	01/07/2002	30/06/2007	149,010	3.2	3.2	0.2	3.0	94.1%
Sub-total					8,103,419	102.2	89.6	6.3	83.2	
Other										
Bolivia	10159.0	Country Programme - Bolivia (2003-2007)	01/01/2003	31/12/2007	550,000	5.9	3.0	0.0	3.0	99.9%
Guatemala	10092.0	Country Programme-Guatemala (2001-2006)	01/06/2001	31/12/2008	159,820	2.2	2.2	0.0	2.2	98.1%
Cuba	10032.0	Nutritional Support to Vulnerable Groups in the Five Eastern Provinces	01/01/2002	31/12/2007	729,528	3.6	1.5	0.0	1.5	100.0%
El Salvador	10226.0	Country Programme - El Salvador (2003-2007)	02/01/2004	31/12/2007	61,000	0.8	0.5	0.1	0.4	88.4%
Jordan	5783.0	Support to Participatory Land Improvement	01/10/1997	31/12/2007	4,775	1.2	1.1	0.4	0.7	59.9%
Peru	6240.0	Promotion of Sustainable Development of Andean Microwatersheds	16/02/2001	31/12/2007	83,770	2.0	1.7	0.0	1.7	100.0%
Peru	10585.0	Assistance to Flood Victims in the North-East Region	01/02/2007	30/04/2007	23,000	0.5	0.5	0.0	0.5	100.0%
Sub-total					1,611,893	16.3	10.5	0.5	10.0	
Regional Projects										
Central America Regional	10411.0	Capacity Building and Technical Assistance in Support of Food-based Social Protection Programmes	15/06/2005	15/06/2009	0	2.0	2.0	0.0	2.0	100.0%
Central America Regional	10421.0	Capacity Building of Integrated Micronutrient Programmes in the Central American Region	01/07/2005	01/07/2008	0	2.1	2.1	0.0	2.1	100.0%
Sub-total					0	4.1	4.1	0.0	4.1	
Grand Total					22,224,423	400.0	343.1	26.8	316.3	
Projects which do not require further resources										
South Africa Region	10394.0	Support to Strengthen Vulnerability Monitoring Systems in South Africa and the Analytical Capacity of the SADC Vulnerability Assessment Committee	01/11/2004	31/10/2007	0	0.0	0.0	0.0	0.0	0.0%

(1) P=Protracted Relief and Recovery Operation; E=Emergency Operation.

(2) For any two operations covering the same group of beneficiaries, the total beneficiary number is counted only once, only the larger case load is included in the computation.

(3) Beneficiary needs indicate the total amount of food that is planned to be distributed to beneficiaries in 2006 if operations were fully resourced. These figures may be revised throughout the year in function of budget revisions or approval of new projects

(4) Resources to raise indicates the planned level of WFP distribution in calendar year 2007 based on most recent assessment, minus carry-over resources from previous periods. These figures may be revised throughout the year in function of budget revisions or approval of new projects

(5) Resources confirmed in 2007 calendar year (i.e. DM, M, resourcing transfers, including contributions from 2006 for projects starting in 2007 only).

(6) Shortfalls indicate the portion of the Resources to Raise which remains unfunded. Shortfalls for fully funded operations have been cancelled out.

PROGRAMME OF WORK BY COUNTRY

(As at 1 February 2007)

Recipient	Estimated Beneficiary Needs in 2007				Resources to Raise in 2007					
	DEV	EMOP (m)	PRRO	SO (US\$ mill)	Total (m)	DEV	EMOP (m)	PRRO	SO (US\$ mill)	Total (m)
Afghanistan			256,863	4.2	256,863	182.4		247,335	4.2	247,335
Algeria			20,331	-	20,331	13.0		20,331	-	20,331
Angola			34,655	0.0	34,655	28.2		34,651	0.0	34,651
Armenia			12,083	-	12,083	6.1		11,504	-	11,504
Asia Bureau				12.9	-	12.9			12.9	-
Azerbaijan			13,416	-	13,416	7.8		13,416	-	13,416
Bangladesh	94,100		5,259	-	99,359	34.4	94,100	4,156	-	98,256
Benin	6,652			-	6,652	4.8	4,338		-	4,338
Bhutan	4,356			-	4,356	3.4	2,954		-	2,954
Bolivia	11,819	1,060		-	12,879	6.5	6,031		-	6,031
Burkina Faso	13,575		12,106	-	25,681	16.9	12,606	12,106	-	24,712
Burundi			74,613	-	74,613	58.1	74,613		-	74,613
Cambodia			35,388	-	35,388	22.0	4,173	35,258	-	39,431
Cameroon	4,173			-	4,173	3.6	5,473		-	5,473
Cape Verde	6,050			-	6,050	1.7	2,457		-	2,457
Central African Republic	5,098		10,990	2.0	16,088	16.8	4,179	10,970	2.0	15,149
Central America Regional			28,066	1.0	28,066	15.4	-	28,066	1.0	28,066
Chad	7,804	54,787	4,786	5.8	67,377	77.8	7,804	344	5.8	62,935
Colombia			24,609	-	24,609	19.7		24,609	-	24,609
Congo D.R			85,810	2.8	85,810	87.3		85,302	2.8	86.8
Congo Rep. of			15,123	-	15,123	12.8		15,123	-	15,123
Côte d'Ivoire Crisis, Regional			48,842	-	48,842	40.5		45,470	-	45,470
Cuba			4,492	-	4,492	3.6	2,087		-	2,087
Djibouti	3,398		10,196	-	13,594	9.2	2,876	10,196	-	13,072
Ecuador				-	842	1.4			-	842
Egypt	13,618			-	13,618	10.2	13,618		-	13,618
El Salvador	1,868			-	1,868	0.8	1,148		-	1,148
Ethiopia	47,446		536,348	-	583,794	314.1	47,446	499,635	-	547,081
Gambia	3,797			-	5,644	3.3	3,559		-	5,406
Georgia			16,359	-	16,359	8.0		16,359	-	16,359
Ghana	7,707			-	7,707	4.0	7,602		-	7,602
Guatemala	5,184	4,012		-	20,008	14.6	5,127	10,812	-	18,722
Guinea	5,226		10,812	-	20,008	8.7	5,226	5,165	-	10,391
Guinea-Bissau			9,227	-	9,227	7.3		7,730	-	7,730
Haiti	16,460		23,376	-	39,836	33.7		18,652	-	18,652
Honduras	5,914			-	5,914	2.8	5,914		-	5,914
India	108,919			-	108,919	26.4	107,699		-	107,699
Indonesia			89,415	17.6	89,415	79.8		75,921	17.6	75,921
Iran			5,871	-	5,871	2.3		1,505	-	1,505

Recipient	Estimated Beneficiary Needs in 2007				Resources to Raise in 2007					
	DEV	EMOP (m)	PRRO (US\$ mill)	SO (US\$ mill)	DEV	EMOP (m)	PRRO (US\$ mill)	SO (US\$ mill)	Total (m)	Total (US mill)
Iraq		84,780	-	-	73.6	79,074	-	-	79,074	67.7
Jordan	3,703				1.2	3,277			3,277	1.1
Kenya	55,861	187,761	62,801	6.2	172.8	44,265	60,866	6.2	285,819	159.3
Korea, D.R			77,164		52.5		66,893		66,893	47.8
Laos	7,429		3,804		8.2	6,647	3,804		10,451	7.0
Lesotho	6,507				3.3	5,737			5,737	2.6
Liberia			15,442		11.9		15,442		15,442	11.9
Libya				2.7	2.7			2.7		2.7
Madagascar	9,483		9,175		12.3	8,113	9,175		17,288	11.5
Malawi	25,821		2,046		15.3	25,704	2,046		27,750	15.2
Mali	12,816		24,953		26.1	10,998	20,902		31,900	22.2
Mauritania	15,239		15,525		20.0	14,657	12,314		26,971	17.6
Mozambique	26,680				17.3	26,680			26,680	17.3
Myanmar			36,186		16.8		36,186		36,186	16.8
Namibia			1,315		0.6		1,315		1,315	0.6
Nepal	33,798	6,182	22,138		43.8	6,182	22,138		53,337	37.8
Nicaragua	14,593				12.7	12,520			12,520	10.2
Niger	18,449		23,814		30.6	13,643	16,243		29,886	21.6
Occupied Palestinian Territory			97,200		49.8		59,269		59,269	30.0
Pakistan	22,050		45,383	6.4	48.8	17,085	29,796	6.4	46,881	37.4
Peru	4,215	559			2.5	3,790			4,349	2.2
Philippines		23,374			14.3	23,374			23,374	14.3
Russia		17,656			10.5	13,343			13,343	8.1
Rwanda	18,820		26,685		32.3	17,540	26,685		44,225	31.2
São Tomé & Príncipe	1,728				1.2	1,131			1,131	0.7
Senegal	4,247		20,133		17.7	4,247	17,551		21,798	15.7
Sierra Leone	11,506		10,121		17.1	10,670	10,121		20,791	16.4
Somalia			93,100	9.8	78.4		89,494	9.8	89,494	74.9
Southern Africa Regional			331,540		191.2		305,541		305,541	174.4
Sri Lanka	6,499		46,964	0.8	26.1	6,372	45,432	0.8	51,804	25.2
Sudan	18,381	682,136		61.9	756.4	12,839	682,136	61.9	694,975	753.5
Syria	8,658	348			3.3	8,658			9,006	3.3
Tajikistan			26,220		13.6		17,533		17,533	8.9
Tanzania	17,433	1,074	63,965		49.8		63,965		81,398	49.3
Timor-Leste			14,053		9.9	17,433			12,957	9.1
Togo Crisis		6,189			4.2	5,381			5,381	3.7
Uganda	11,397		248,805		139.7	10,597	246,916		257,513	136.9
West Africa Coastal			34,069	2.3	29.5		27,489	2.3	27,489	23.9
WFP				9.7	9.7					9.7
Yemen	19,251		2,394		10.7	19,251	2,050		21,301	10.5
Zambia	10,872		15,124		17.6	10,872	11,287		22,159	14.7
Grand Total	765,550	1,072,607	2,761,827	146.2	3,258	684,161	2,542,638	146.2	4,278,142	3,040.9

RESOURCES TO RAISE IN 2007 BY BUREAU AND COMMODITY GROUP

(As at 1 February 2007)

Programme Category	Commodity Type	Asia	Western Africa	East & Central Africa	Southern Africa	Sudan	Middle East, Central Asia and Eastern Europe	Latin America & Caribbean	(mt)		Total
									(mt)	(US\$ in Mill)	
Development											
	Cereals	214,340	79,268	96,707	52,884	9,986	36,285	21,248	510,718		207.7
	Oil	14,910	7,454	4,852	2,290	1,096	1,874	2,346	34,822		36.1
	Other	33,698	11,892	28,617	17,095	2	5,343	8,952	105,599		70.8
	Pulses	1,099	9,977	9,981	4,838	1,755	1,302	4,071	33,023		21.8
	DSC/ODOC projects				-			-			6.3
Sub-Total		264,047	108,590	140,157	77,106	12,839	44,804	36,617	684,161		342.6
EMOP											
	Cereals	23,020	47,013	134,658		513,865	49,628	3,113	771,297		639.4
	Oil	666	2,862	4,635		37,155	11,065	71	56,454		88.7
	Other	4,939	6,685	17,307		72,886	8,925	820	111,562		115.7
	Pulses	931	5,455	24,088		58,230	23,144	180	112,028		112.2
	Salt						3		3		0.0
Sub-Total		29,556	62,015	180,688	-	682,136	92,765	4,184	1,051,344		956.0
PRRO											
	Cereals	425,806	135,134	848,425	270,435		116,119	40,589	1,836,508		991.6
	MSC						200		200		0.5
	Oil	24,248	12,386	65,617	10,629		7,432	3,455	123,767		154.6
	Other	77,689	34,355	126,284	42,739		7,139	31,327	319,532		251.2
	Pulses	52,133	19,972	132,469	40,212		11,077	6,768	262,631		198.1
Sub-Total		579,876	201,847	1,172,795	364,015	-	141,967	82,139	2,542,638		1,596.1
SO											
Sub-Total											146.2
Grand Total		873,479	372,452	1,493,640	441,121	694,975	279,536	122,940	4,278,142		3,040.9

CONTRIBUTIONS TO THE IMMEDIATE RESPONSE ACCOUNT (IRA)

(31 December 2006)

Donors	1996	1997	1998	1999	2000*	2001	2002	2003	2004*	2005	2006
Algeria	-	-	-	-	-	6,793	-	-	-	-	2,511
Argentina	-	4,431	666,290	-	721,418	162,574	-	-	-	22,362	3,818,684
Australia	117,400	-	-	13,430	-	73,580	-	-	-	-	14,176
Austria	-	-	-	997,873	322,827	-	132,358	-	-	-	-
Belgium	2,189,781	2,186,014	-	8,400,000	2,187,874	1,998,105	1,863,354	4,141,083	4,529,355	4,838,710	10,526,316
Canada	-	-	-	-	-	23,272	-	-	-	-	-
Cuba	-	-	-	-	-	-	-	4,630	4,629	-	-
Cyprus	-	-	-	-	-	969,602	-	-	-	1,000,000	-
Denmark	1,730,253	739,262	1,078,582	713,267	910,273	-	-	-	-	-	-
Faroe Islands	-	-	-	-	-	-	-	-	-	-	27,398
Finland	-	402,542	548,948	541,419	423,351	40,927	490,364	8,607	-	588,235	31,579
France	-	-	-	-	100,984	714,029	-	-	1,694,960	410,619	217,654
Germany	37,132	-	-	-	-	-	-	-	-	-	3,807,107
Greece	-	-	-	-	-	-	-	-	15,555	-	-
Holy See	-	-	-	-	-	-	10,000	-	-	-	-
Iceland	-	-	-	-	-	-	-	-	-	-	-
Ireland	-	98,124	-	-	296,700	386,257	462,021	1,681,797	977,252	1,222,194	1,253,753
Italy	78,472	41,937	19,200	-	-	12,502	-	583,009	-	-	5,577
Japan	1,214,781	927,025	937,009	700,000	1,217,943	700,000	400,000	1,857,197	9,274,925	504,689	400,727
Korea, Rep. of	-	1,280	-	-	-	-	-	-	-	6,129	7,683
Netherlands	3,014,773	4,026,377	4,800,000	3,900,000	4,532,079	3,661,694	2,992,958	3,549,061	4,146,341	5,680,317	5,014,907
New Zealand	-	-	-	-	-	-	-	86,207	-	-	752,056
Norway	3,143,344	1,768,707	1,978,892	1,901,141	1,686,608	2,297,864	1,989,390	2,141,964	2,404,855	2,785,648	2,693,560
South Africa	-	-	-	-	-	-	-	-	1,409	-	-
Spain	3,194	-	-	-	532,831	8,468	-	-	-	-	-
Sweden	3,728,358	2,471,553	2,000,000	3,000,000	2,287,398	107,370	2,419,315	2,421,320	1,473	-	1,108,156
Switzerland	834,290	796,474	1,118,135	1,713,479	1,180,368	908,528	1,236,216	2,875,592	2,021,263	1,590,858	1,568,781
Thailand	-	-	-	-	10,582	-	-	-	-	1,436	-
United Kingdom	1,069,539	132,257	-	-	1,589	283,436	493,790	-	-	-	670,718
United States of America	2,000,000	4,000,000	2,000,000	2,000,000	1,500,000	-	50,000	-	-	-	-
Others	40,362	-	-	-	50,454	37,581	-	1,500	-	-	-
TOTAL	19,201,679	17,595,983	15,147,056	23,880,609	17,963,280	12,392,582	12,539,766	19,351,967	25,090,486	18,651,197	31,921,343

* excluding US\$7.5 million and US\$20 million reprogramming approved by the EB in 2002 and 2003 respectively

2006 IRA Allocations
(As at 31 December 2006)

Recipient	Operation	Title	Date of Approval	Approved Allocation (US\$)
Immediate Response EMOPs Approved Under Country/Regional Directors' Delegated Authority				
Egypt	EMOP 10507.0	Support of Sudanese Refugees	05-Jan-06	121,572
Bolivia	EMOP 10511.0	Assistance to Flood Victims	06-Feb-06	477,564
Algeria	EMOP 10512.0	Food Assistance to West Saharan Refugees Affected by Torrential Rains	22-Feb-06	175,117
Guinea Bissau	EMOP 10525.0	Assistance to IDPs North Guinea Bissau	18-May-06	499,720
Indonesia	EMOP 10526.0	Earthquake Affected People in Central Java	29-May-06	499,971
ODC	EMOP 10532.0	Preparedness in Lebanon	18-Jul-06	131,856
Ecuador	EMOP 10542.0	Food Assistance to Families Affected by the Eruption of Volcan Tungurahua	24-Aug-06	306,921
Nepal	EMOP 10545.0	Food Assistance for Population Affected by Flooding in Midland Far-West Nepal	05-Sep-06	500,000
Gambia	EMOP 10550.0	Food Assistance to Casamance Refugees in the Gambia	22-Sep-06	270,259
Philippines	EMOP 10574.0	Assistance to People Affected by Typhoon Reming	14-Dec-06	498,344
Sub-total				3,481,324
Preparedness Activities				
Rwanda	DEV 10156.0	Country Programme - Rwanda (2003-2006)	11-Apr-06	68,480
Panama	EMOP 10487.0	Regional Emergency Preparedness Operation to Preposition High Energy Biscuit in Latin America and the Caribbean Region.	05-May-06	361,767
Panama	EMOP 10527.0	Preparedness Activities	26-May-06	176,000
Sub-total				606,247
ALLOCATIONS				
Somalia	PRRO 10191.0	Food Aid for Relief and Recovery	06-Feb-06	6,000,000
Kenya	EMOP 10374.0	Food Assistance to Drought-Affected People in Kenya 1st Allocation	06-Feb-06	7,400,000
Nepal	PRRO 10058.4	Food Assistance to Bhutanese Refugees	15-Feb-06	1,410,000
Philippines	EMOP 10489.0	Assistance to Conflict Affected Mindanao	16-Feb-06	830,000
Chad	EMOP 10327.1	Assistance to Sudanese Refugees in Eastern Chad	16-Feb-06	3,000,000
Kenya	EMOP 10374.0	Food Assistance to Drought-Affected People in Kenya 2nd Allocation	21-Feb-06	5,900,000
Algeria	PRRO 10172.1	Assistance to Western Sahara Refugees	23-Feb-06	1,500,000
Sudan	SO 10342.1	UNJLC Common Logistics Services and Coordination, and Support to NFI Operations	24-Feb-06	1,100,000
Kenya	PRRO 10258.1	Food Assistance to Somali and Sudanese Refugees	16-Mar-06	4,000,000
Tanzania	EMOP 10519.0	Assistance to Drought Affected People in Tanzania	03-Apr-06	5,000,000
Somalia	PRRO 10191.1	Food Aid for Relief and Recovery	06-Apr-06	5,300,000
Kenya	EMOP 10374.0	Food Assistance to Drought-Affected People in Kenya 3rd alloc.	12-Apr-06	5,000,000

Recipient	Operation	Title	Date of Approval	Approved Allocation (US\$)
ALLOCATIONS				
Sudan	EMOP 10503.0	Food Assistance to Population Affected by Conflict	18-Apr-06	8,000,000
Somalia	PRRO 10191.1	Relief and Recovery Operation	05-May-06	2,250,618
Rwanda	PRRO10062.2	Relief and Recovery in the Great Lakes Region	12-May-06	4,500,000
Nepal	PRRO 10058.4	Food Assistance to Bhutanese Refugees	19-May-06	810,485
Sudan	EMOP 10503.0	Food Assistance to Population Affected by Conflict	26-May-06	10,500,000
Nepal	EMOP 10523.0	Food Ass. To Drought Affected Populations of Mid-West and Far-West Nepal	13-Jun-06	500,000
Angola	PRRO 10433.0	Food Ass. To Education and Health in Conflict-affected Communities of Angola	July 21, 2006	1,000,000
Lebanon	EMOP 10537.0	Food Assistance to Lebanese affected by Conflict in Lebanon and Syria	July 23, 2006	3,500,000
Lebanon	SO 10534.0	Lebanon Crisis -Logistics Operations	July 23, 2006	7,242,875
Lebanon	SO 10535.0	Lebanon Crisis - Emergency Telecommunication in Support of Staff Security	July 23, 2006	350,000
Lebanon	SO 10536.0	UNJLC Providing Logistics Support to the Lebanon Crisis	July 23, 2006	500,000
Lebanon	EMOP 10537.0	Food Assistance to Lebanese affected by Conflict in Lebanon and Syria	July 23, 2006	1,000,000
Indonesia	PRRO 10069.1	Assistance to Tsunami Recovery and Nutritional Rehabilitation	July 27, 2006	174, 287
Mauritania	PRRO 10359.0	Strengthening the Livelihood of Drought-Affected People	09-Aug-06	2,500,000
Sri Lanka	PRRO 10067.1	Assistance to Vulnerable Groups for Peace Building in Conflict-Affected Areas	24-Aug-06	72,867
Sri Lanka	SO 10539.0	Augmentation of Logistics Preparedness Capacity	24-Aug-06	140,170
Ivory Coast	PRRO 10372.0	Response to the IVC Crisis and its Impact in Burkina Faso, IVC, Ghana and Mali	21-Sep-06	3,000,000
Kenya	EMOP 10374.0	Food Assistance to Drought-Affected People in Kenya 3rd alloc.	26-Sep-06	4,500,000
Colombia	PRRO 10366.0	Assistance to Persons Displaced by Violence	03-Oct-06	500,000
Kenya	PRRO 10258.1	Food Assistance to Somali and Sudanese Refugees	03-Oct-06	2,000,000
Congo, DRC	PRRO 10288.0	PRRO for Populations Affected by Armed Conflict	18-Oct-06	8,490,000
Nepal	EMOP 10523.0	Food Assistance to Drought Affected Populations of Mid-West and Far-West Nepal	27-Oct-06	1,785,000
Iraq	EMOP 10360.0	Assistance to Primary Schools and Vulnerable Groups	09-Nov-06	680,180
Kenya	PRRO 10258.1	Food Assistance for Somali and Sudanese Refugees	16-Nov-06	300,000
Kenya	EMOP 10374.0	Food Assistance to Drought-Affected People in Kenya	16-Nov-06	300,000
Kenya	SO 10569.0	Kenya & Somalia Air Operation	21-Nov-06	5,537,000
Ethiopia	SO 10570.0	Ethiopia Air Operation for Flood Affected Areas	22-Nov-06	803,086
Timor-Leste	PRRO 10388.0	Investing in People Future through Safety Net and Emergency Preparedness and Response	07-Dec-06	1,200,000
Nepal	PRRO 10058.5	Food Assistance to Bhutanese Refugees in Nepal	08-Dec-06	1,900,000
Burundi	PRRO 10528.0	Support to the Stabilization in Burundi: Protecting and Creating Livelihoods while Improving the Nutritional Status of the most Vulnerable	13-Dec-06	5,000,000
Philippines	EMOP 10489.0	Assistance to Conflict Affected Mindanao	13-Dec-06	4,450,000
Kenya	EMOP 10374.0	Food Assistance to Drought-Affected People in Kenya	15-Dec-06	2,000,000
Central Africa Republic	SO 10562.0	Provision of Safe and Efficient Air Transport Services to the Humanitarian Community in CAR	19-Dec-06	287,037
Sub-total				132,039,318
Grand Total				136,126,889

2007 - TOTAL CONTRIBUTIONS TO WFP OPERATIONAL ACTIVITIES (US\$)

(as of 1 February 2007)

Donor	DEV	IEFR	IRA	PRRO	SO	Total
Australia				1,181,102		1,181,102
Belgium				1,485,526		1,485,526
Canada	16,379,310					16,379,310
Czech Republic		35,639				35,639
Iceland	1,603,498	55,981	3,676			1,663,155
Ireland		1,315,789		7,236,842		8,552,631
Luxembourg				1,185,772	65,789	1,251,561
New Zealand				352,112		352,112
Norway		480,752	14,326	776,776		1,271,854
Peru				20,000		20,000
Poland				45,834		45,834
Private	13,158	32,911				46,069
Slovakia		28,964				28,964
Sweden	16,049		128			16,177
Tunisia		100,000				100,000
Turkey		900,000		1,100,000		2,000,000
U.N.		497,550		1,855,027	7,934,791	10,287,368
U.S.A.		3,048,522		50,112,000		53,160,522
Grand Total	18,012,015	6,496,108	18,130	65,350,991	8,000,580	97,877,824
of Which Multilateral	16,379,310	100,000	18,130			16,497,440
Share of Multilateral in total	91%	2%	100%	0%	0%	17%



For any questions regarding this document, please contact:

Torben Due

Director, Programme Management Division (ODM)

tel.: +39 06 6513 2008

e-mail: Torben.Due@wfp.org

Jane Pearce

Chief Operational Reporting Group (ODMR)

tel.: +39 06 6513 2409

e-mail: Jane.Pearce@wfp.org

<http://www.wfp.org/appeals>