

Table of Contents

	Page
SHORTFALLS FOR PRIORITY OPERATIONS	2
OVERVIEW	5
SPECIAL SECTION: SUB-SAHARAN AFRICA – EPICENTER OF EMERGENCY FOOD CRISIS	8
EMERGENCY OPERATIONS	10
PROTRACTED RELIEF AND RECOVERY OPERATIONS	12
STATUS OF 2002 FOOD AID NEEDS AND SHORTFALLS (RELIEF OPERATIONS)	14
DEVELOPMENT, REHABILITATION AND DISASTER PREPAREDNESS	17
Table: Status of 2002 Planned Deliveries for Development Activities	19
SPECIAL OPERATIONS	21
Table: Contributions and Shortfalls for Special Operations Active in 2002	23
IMMEDIATE RESPONSE ACCOUNT	24
Tables:	
– 2002 IRA Allocations	26
– Contributions to the IRA	27
REGIONAL OVERVIEW OF SELECTED OPERATIONS: COUNTRY PAGES	28
OTHER TABLES	
– 2002 Contributions to WFP	52

SHORTFALLS FOR PRIORITY EMERGENCY OPERATIONS (AS AT 15 OCTOBER 2002)

Country/ Territory	Project number		Project Title							
	Start	End	Beneficiaries	Total Operational Requirements		2002 Shortfalls		Pipeline Breaks		
	Date	Date		(number)	(tons)	(US\$ mill)	(tons)	(US\$ mill)	Within the next 3 months	Within the next 6 months
Afghanistan	10155.0	Relief Food Assistance to Drought and War-Affected People								
	01-Apr-02	31-Dec-02	9,885,000	543,837	285.0	139,761	90.3	Cereals, pulses	Blended food, oil, others	
DPRK	10141.0	Relief Food Assistance to Vulnerable Groups								
	01-Jan-02	31-Dec-02	6,423,600	612,202	218.3	72,011	26.8	Cereals	Others	
Eritrea	10052.0	Relief Food Assistance War-Affected People								
	01-May-01	30-Apr-03	488,000	101,787	43.9	31,131	14.9	Wheat, CSB		
Ethiopia	10030.1	Relief Food Assistance to Drought-Affected People								
	01-May-02	31-Mar-03	3,000,000	389,578	160.8	26,384	11.4	Wheat, oil, CSB		
Mauritania	10147.0	Emergency Food Assistance to Populations Affected by the Deficits of the Agricultural Production of the Year 2001/2002								
	01-Apr-02	30-Dec-02	139,000	16,231	7.7	11,467	5.2	All commodities		
Palestinian Territory	10190.0	Assistance to Victims of Conflict in the Palestinian Territory								
	01-May-02	31-Dec-02	500,000	41,217	18.1	15,141	5.4	All commodities		
Sudan	10048.1	Emergency Food Assistance to Population Affected by War and Drought								
	01-Apr-02	31-Mar-03	1,270,000	160,808	132.1	15,743	38.1	Pulses, oil, CSB, others	Cereals	
Southern Africa	10200.0	Southern Africa Crisis Response								
	01-Jul-02	31-Mar-03	10,255,850	992,459	507.3	129,355	51.0	Cereals, oil, CSB	Pulses	
Total			31,961,450	2,858,119	1,373.2	440,993	243.1			

SHORTFALLS FOR PRIORITY PROTRACTED RELIEF AND RECOVERY OPERATIONS (AS AT 15 OCTOBER 2002)

Country/ Territory	Project number	Project Title				2002 Shortfalls		Pipeline Breaks		
			Start	End	Beneficiaries	Total Operational Requirements	(tons)	(US\$ mill)	Within the next 3 months	Within the next 6 months
			Date	Date	(number)	(tons)				
Algeria	10172.0	Assistance to Western Sahara Refugees								
	01-Sep-02	31-Aug-04	155 430	66 654	29.8	1 647	2.1	Cereals, salt	All commodities	
Angola (*)	10054.1	Food Assistance to War-Affected Populations								
	01-Jul-02	31-Dec-03	1 160 000	305 598	233.5	-	-	Cereals, CSB, pulses, salt, sugar	Cereals, CSB, pulses, salt, sugar, oil	
Central America Regional (**)	6089.0	Assistance for Reconstruction and Rehabilitation to Families in Central America affected by Hurricane Mitch								
	16-Jul-99	28-Feb-03	1 110 000	115 009	73.9	14 659	8.9	Cereals, CSB, pulses, oil,	All commodities	
DR Congo	6274.0	Assistance to War Victims								
	01-Jul-01	30-Jun-03	1 290 830	134 565	112.4	3 216	2.9	CSB, pulses, salt	Cereals, CSB, pulses, salt, oil	
Great Lakes Regional (**)	10062.0	Food Assistance for Relief and Recovery								
	01-Aug-01	31-Jan-03	1 120 000	297 950	167.1	-	-	Cereals, CSB, pulses, salt	Cereals, CSB, pulses, sugar, oil	
Iran (**)	6126.0	Food Assistance and Support for Repatriation of Iraqi and Afghan refugees in Iran								
	01-May-00	31-Dec-02	115 000	26 994	7.9	6 409	1.8	Cereals, pulses, oil, sugar	Cereals, pulses, sugar, oil	
Kenya	6226.0	Food Assistance to Somali and Sudanese Refugees								
	01-Oct-00	30-Sep-03	224 000	159 959	85.4	2 492	3.1	Pulses	Cereals, CSB, oil, salt	
Sri Lanka	10067.0	Assistance to Internally Displaced Persons								
	01-Jan-02	31-Dec-04	217 030	55 794	19.7	5 666	1.8	Cereals	Cereals, CSB	
Uganda	10121.0	Assistance to Refugees and IDPs								
	01-Apr-02	31-Mar-05	1 029 415	175 645	103.0	24 851	16.0	Cereals, CSB, pulses, salt, sugar, oil	All commodities	
West Africa Coastal (**)	10064.0	Assistance to IDPs and Returning Refugees								
	01-Jan-02	31-Dec-02	835 000	104 943	56.8	-	-	Cereals, pulses, oil, blended food, salt	Salt, oil	
Total			7 256 705	1 443 111	889.4	58 940	36.6			

(*) Budget revision will be presented to the October 2002 EB for an increase of beneficiaries and requirements.

(**) Expansion of operation under preparation.

SHORTFALLS FOR PRIORITY SPECIAL OPERATIONS (AS AT 15 OCTOBER 2002)				
Country/ Territory	Project Number	Project Title		
	Start Date	End Date	Overall Operational Cost	Shortfalls
			(US\$ mill)	(US\$ mill)
Angola	10146.0	Passenger Aircraft Service		
	1-Jan-02	31-Dec-02	6.2	2.6
Angola	10149.0	Transport of NFIs		
	1-Jan-02	31-Dec-02	3.5	1.2
Burundi	10173.0	Passenger Aircraft in Burundi		
	01-Apr-02	31-Dec-2003	2.1	1.4
Eritrea	10087.0	Support of Immediate Intervention and Augmentation of Logistics Capacity		
	01-Jul-01	31-Dec-2002	3.0	3.0
Guinea	10061.1	Passenger Aircraft in Guinea, Liberia, Sierra Leone and Côte d'Ivoire		
	08-Oct-02	6-Oct-2003	1.3	1.3
Total			16.1	9.5

OVERVIEW

1. Donors have generously contributed almost US\$1.5 billion to the World Food Programme's operational activities so far in 2002. These contributions, together with carry-over pledges and reprogramming of savings from previous years, have helped mobilize almost 3.5 million metric tons of food for all WFP operations.

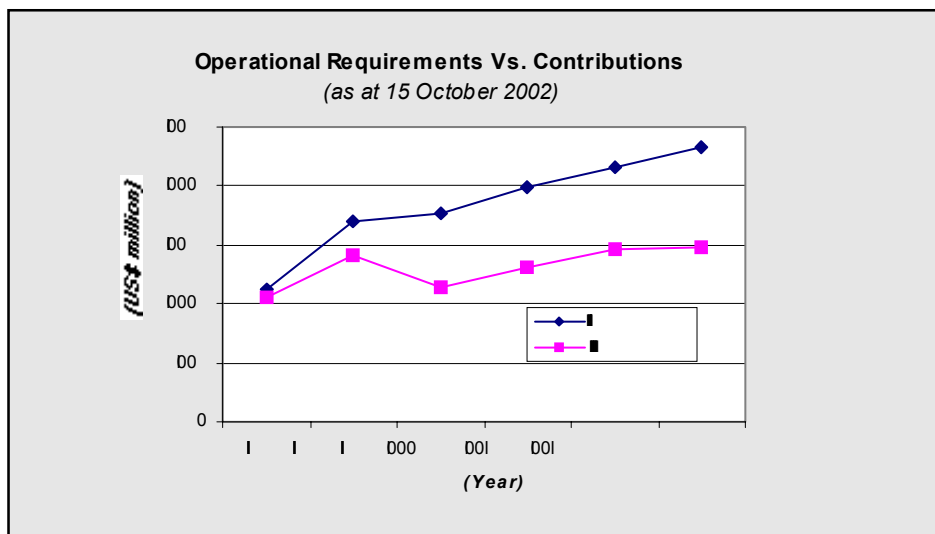
2. Notwithstanding the strong support expressed by donors for WFP operations, resources available cover only two thirds of WFP's overall requirements for 2002. With just over two months to the end of this year and the strong likelihood of dramatic increases in needs peaking in late 2002 and early 2003, especially in sub-Saharan Africa, WFP urges donors to step up their efforts in meeting the food aid requirements of millions of people in need.

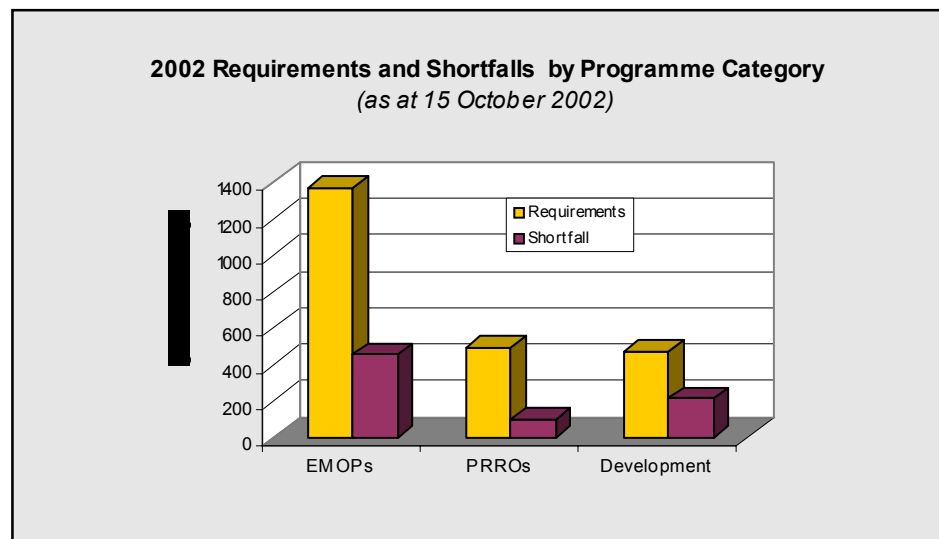
3. Although overall contributions are slightly higher compared with the same period a year ago, the gap between requirements and contributions widens. WFP is particularly concerned that contributions to the development portfolio are almost 23 percent lower compared to 2001.

4. Half of the 2002 contributions were confirmed only during the last three and half months. This uneven flow of resources has resulted in critical pipeline breaks affecting large numbers beneficiaries. Many operations have had to resort to drastic measures in order not to completely discontinue food assistance to needy populations. Partial rations were distributed, for example, to the PRRO beneficiaries in Djibouti, Algeria and Zambia. Due to a weak pipeline, WFP has not been able to provide a complete ration to the poorest non-refugees families since the Palestinian Territory EMOP started in May. The implementation of some operations, such as the assistance to drought-affected people in Pakistan, had to be delayed as WFP could not deliver adequately balanced food rations to the beneficiaries. If additional development resources are not forthcoming, in Ethiopia, many of the participants in the MERET (Managing Environmental Resources to Enable Transitions to More Sustainable Livelihoods) project will need to register for emergency food.

Shortfalls Characterize all Programme Categories

5. Emergency operations (EMOPs) continue to have the highest requirements, estimated at US\$ 1.4 billion (59 percent of the total) as well as the highest shortfall (39 percent), equivalent to 785,000 metric tons of commodities. Development requirements represent 20 percent of overall 2002 needs. Protracted relief and recovery operations (PRROs) have been fairly well resourced and have a 20 percent shortfall at this point in time.





6. The delineation among programme categories is increasingly an artificial one. School feeding, nutrition, HIV/AIDS, or other interventions can be found in all three programme categories. As James T. Morris, the WFP Executive Director, noted *“When WFP asks for funds for a project to feed families afflicted by AIDS or small children who have lost their parents to the disease, are we talking about an emergency or are we talking about development? Does it matter what label we use? You do not need a civil war, a drought or an earthquake to have a severe emergency in which food should be part of the solution.”*

7. In this context, the donors’ response to the development portfolio to date has been particularly disappointing. Achieving a sustained, adequate and predictable level of yearly contributions to development activities remains a challenge.

Multilateral Contributions

8. On average, less than one quarter of all contributions to operational activities to date in 2002 have been under the multilateral funding window. For EMOPs, where swift responses are most needed, only three percent of contributions in 2002 have been multilateral. Many contributions confirmed as multilateral in reality have restrictions and conditions attached that limit their use.

9. The untied nature of multilateral contributions allows WFP to assign funds where needed, permitting swift response to unmet requirements in new operations and forestalling pipeline breaks. Multilateral funds help ensure that beneficiaries receive a full food basket where in-kind contributions cover the requirements of one specific commodity or fill in gaps in distributions where delays in commodity arrival occur.

10. Many WFP operations have received no or very limited directed contributions from donors. Multilateral allocations are therefore their only source of funding. However, given the very low level of multilateral funding for relief operations, WFP’s ability to make a real impact on requirements using these funds is limited.

11. WFP urges donors to confirm contributions on a fully multilateral basis, limiting conditions such as earmarking specific countries or activities within a programme category and purchasing restrictions.

Leveraging In-kind and Cash Contributions for the Benefit of the Hungry Poor

12. As food aid needs around the world remain high, WFP is seeking both to expand its resource base and to optimize the use of confirmed contributions. A number of developing countries in particular are eager to participate in international

humanitarian efforts, but cannot always afford to cover all the associated costs required to deliver and distribute food.

13. Creative arrangements can leverage in-kind and cash contributions to provide more food to WFP's beneficiaries. Traditional cash donors are approached with requests to cover the associated costs of in-kind contributions. Combining in-kind contributions from one donor with cash from another donor in most cases results in substantially higher tonnage mobilized compared to when cash is used for the direct purchase and delivery of food. For example, with a recent cash contribution from Luxembourg, WFP could buy and cover the associated costs of delivering 522 metric tons of sugar to beneficiaries in Ethiopia. By linking this donation with an in-kind contribution of sugar from Cuba, the beneficiaries eventually received 770 metric tons of sugar i.e. 248 metric tons more. Likewise, with no additional cost to Germany, leveraging a Cuban in-kind donation and a German cash contribution resulted in additional 449 metric tons of sugar for children in DPRK.

SPECIAL SECTION

SUB-SAHARAN AFRICA - EPICENTER OF EMERGING FOOD CRISES

Overview

1. WFP is carefully monitoring the current evolution of widespread acute food insecurity in Southern Africa, the Horn of Africa and West Africa, where the magnitude of current and projected emergency food aid needs is particularly alarming. While the underlying causes of food insecurity vary from region to region and country to county, major factors include drought, internal conflict, governance issues and the HIV/AIDS pandemic. WFP is urgently appealing to the donor community to respond immediately with food aid donations to avert these serious humanitarian crises from deteriorating further and developing into even more widespread hunger and starvation.

HORN OF AFRICA

2. This year, Ethiopia and Eritrea are, once again, suffering from severe drought brought on by poor and delayed rainfall, which has devastated crop and pasture conditions. The growing drought crisis in Ethiopia is expected to affect as many as 10 to 14 million people by mid 2003, thus more than doubling the number of people who need food aid supplies. Four consecutive years of failure of seasonal rains in many parts of the lowlands and insufficient rains in crop producing regions of both countries have rendered a large number of people acutely food insecure. In Eritrea, prolonged drought conditions have seriously affected agricultural production and livestock in 2002, with a cereal production forecast at the lowest level since the country's independence in 1993. In Ethiopia, the Government's Disaster Prevention and Preparedness

Commission has officially launched an appeal to the international community on 7 October to respond to the crisis.

3. There are also indications that some pockets of Rwanda, Uganda, Sudan and Kenya are affected by dry spells, with a possibility of spreading over wider areas. In addition, continued civil unrest caused by internal political instability in Burundi, the Democratic Republic of Congo and the Republic of Congo and regional and internal conflict in the Sudan, Somalia and Uganda continue to increase the number of displaced and refugees across the region.

4. In recognition of the above emerging drought conditions in the region, WFP will ensure that periodic needs assessments are conducted and contingency plans are put in place to facilitate immediate response and will further focus on mobilizing resources for HIV/AIDS and school feeding, especially in support of orphans.

WESTERN SAHEL

5. Widespread drought has taken a severe toll on crops and pasture in the western part of the Sahel. Households have long exhausted their grain reserves and cereal prices remain high, plunging poor and destitute populations even further into food insecurity. In Mauritania most rainfed crops failed and in Cape Verde recently planted maize also failed in parts, following irregular rains in August. Both countries have declared national disasters and appealed for emergency food aid.

6. Provisional results of food emergency needs assessment being carried out in the region suggest that some 1–1.5 million people in Cape Verde, Mauritania, Senegal and the Gambia may need between 50,000 to 60,000 metric tons of

food aid from January to October 2003. The vast majority of the affected population is in Mauritania (600,000 - 800,000 people) and Cape Verde (85,000-100,000 people). These food aid requirements could easily double should rains cease before mid October 2002 and especially in case of lower than predicted yields in the larger Central Sahel countries.

7. Another major humanitarian crisis is rapidly unfolding following the violent upsurge of civil unrest in Côte d'Ivoire on 19 September 2002. WFP fears that the current widespread instability, which is already resulting in massive internal displacement of people within the country, could result in the large-scale outflow of immigrants into neighboring countries of Ghana, Burkina Faso and Mali. WFP has already approved two immediate response emergency operations to provide initial assistance to refugees fleeing into Burkina Faso and Ghana and is airlifting stocks of high energy biscuits to the area. Together with other UN agencies, WFP is assessing the humanitarian needs in the region and gearing up to respond to a worst case scenario should the situation deteriorate to the scale of the humanitarian crisis that occurred in Goma/Great Lakes region in the mid-1990s.

SOUTHERN AFRICA REGION

8. In May 2002, an FAO/WFP crop and food supply assessment missions concluded that 12.8 million people living in six countries in Southern Africa - Zimbabwe, Zambia, Malawi, Mozambique, Lesotho, and Swaziland - faced severe food shortages. A SADC Vulnerability Assessment Committee assessment completed in September 2002 revealed that the situation had worsened. Dry spells and drought, crop failure, depletion of strategic grain and household reserves, disruptions to commercial farming and poor economic performance throughout the region have combined to threaten an estimated

14.4 million people. The need in Zimbabwe is particularly acute, totaling nearly half the regional shortfall. Moreover, with the onset of seasonal rains, many vulnerable areas could soon become difficult to access due to bad road conditions.

9. The Southern Africa crisis is the first major food emergency in history in which HIV/AIDS is clearly playing a major role. Food insecurity in the region has been exacerbated by the HIV/AIDS pandemic, the rates of which are among the highest in the world. HIV/AIDS is straining household incomes and purchasing power, decreasing the number and strength of people engaged in economic and agricultural production and placing extraordinary nutritional demands on the rapidly shrinking food supply. In response, links have been forged with UNAIDS in Pretoria and HIV/AIDS issues are being mainstreamed into food and non-food humanitarian programming.

10. More and more children are quitting school to help struggling families grow and gather food. Hungry children are also increasingly prone to sickness and disease. WFP is therefore exploring options to expand existing school feeding programmes or to implement new programmes where appropriate, that will help tens of thousands of children remain healthy and stay in school. Hunger and desperation can also generate social power imbalances such that vulnerable populations could fall prey to abuse and sexual exploitation. In cooperation with UNICEF and Save the Children UK, WFP is implementing programmes to prevent abuse and sexual exploitation.

11. Given the social, political, and resourcing constraints, as well as a 90 percent chance of a weak to moderate El Niño event that could cause further crop failures in the coming season, the prospects for food security in Southern Africa hang very much in the balance.

EMERGENCY OPERATIONS

Funding Levels and Geographical Distribution of Shortfalls

1. The 2002 emergency food aid requirements amount to 2.8 million metric tons, worth some US\$ 1.4 billion. To date, donors' contributions in 2002 cover 59 percent of these needs. However, WFP has been able to mobilize almost two million metric tons of commodities through a combination of new contributions, carry-over pledges from 2001 and savings. Continued donor support is still needed in order to ensure solid food pipelines through to the beginning of 2003.

2. Several operations have received no or very little donor attention. The level of multilateral funds pledged to this programme category (only three percent of total contributions so far in 2002) is insufficient to allow WFP to cover the needs of these "forgotten emergencies", while retaining the flexibility to address critical pipeline breaks in other operations. Examples of EMOPs that have received only multilateral funds include Cape Verde's vulnerable groups, Ethiopia's internally displaced people and refugees in Malawi.

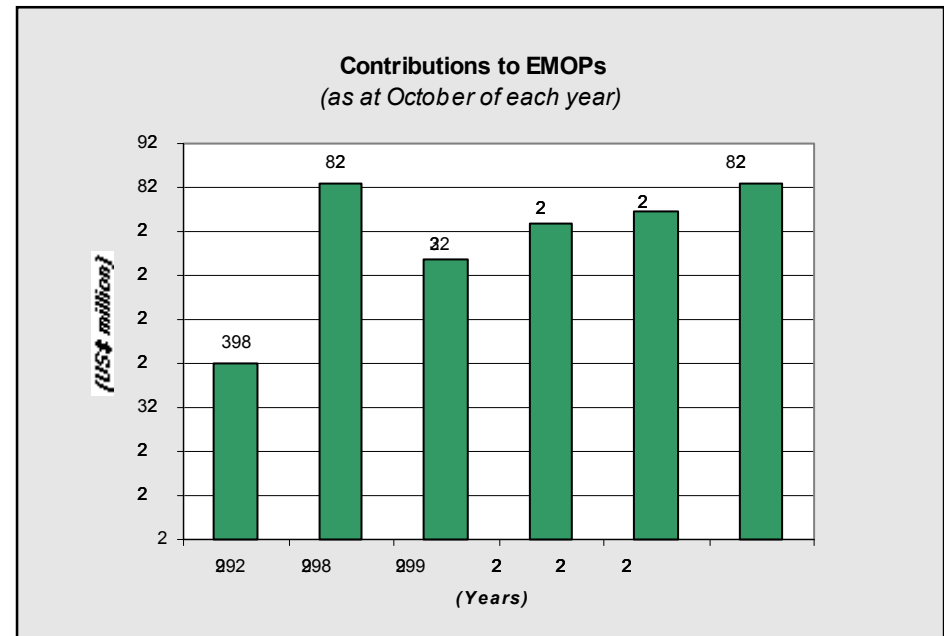
3. The resourcing situation varies significantly among regions:

4. Five of WFP's largest emergency operations account for more than two-thirds of the overall emergency food aid needs in 2002. These include complex emergencies such as Sudan's war and drought affected populations, Southern Africa crisis, vulnerable persons in Afghanistan and Ethiopia's drought affected population as well as vulnerable groups in DPRK. These operations have been relatively better funded than other emergency operations. Almost 81 percent of their needs are covered.

5. West Africa, constituting slightly over one percent of the ongoing net EMOP requirements, has attracted only a few contributions, with 46 percent of its 2002 net needs covered, which is by far the lowest among the seven WFP regions. More importantly, emergency requirements in this region are expected to increase dramatically in Cape Verde, Mauritania, Senegal and the Gambia in the coming months due to crop failure, and displacement of people following the upsurge of civil unrest in Côte d'Ivoire.

6. Southern Africa, which represents 29 percent of net EMOP requirements, has received funding for over 78 percent of the 2002 needs.

7. Eastern and Central Africa accounts for over 22 percent of the global net EMOP requirements. Over two thirds of its requirements have been met so far



this year. Needs in the Horn of Africa and in Ethiopia and Eritrea will increase in next few weeks as a consequence of the severe drought that has hit these two countries.

8. Operations in Middle East, Central Asia and the Mediterranean represent close to 29 percent of net EMOP requirements, of which Afghanistan alone accounts for 83 percent. Overall, this region has received resources to cover almost 70 percent of the 2002 net food requirements.

9. Operations in Latin America and Caribbean represent only 0.4 percent of the net requirements and have 63 percent of their needs covered.

10. Asia represents 17 percent of net requirements, almost all of which relate to the EMOP in DPRK. Over 80 percent of the net needs are covered for 2002.

11. Operations in Eastern Europe account for 0.5 percent of the net requirements, and are almost fully funded.

Man-made Vs. Natural Catastrophies

12. Complex emergencies, that include both man-made and natural disasters, such as Southern Africa regional operation and the Afghanistan EMOP, account for two-thirds of all WFP emergency food requirements in 2002.

13. Requirements for vulnerable people constitute close to one third of the overall emergency food requirements. Operations assisting people affected by natural disasters, such as drought, represent nine percent of requirements, while needs for war-affected people, including both refugees and internally displaced people, are close to 10 percent. Most refugee EMOPs are located in Africa, with the major exception of Pakistan.

Emerging Needs Requiring Urgent Donor Attention

14. More recently, WFP has initiated emergency operations for victims of cyclone, drought and vulnerable people in Madagascar. WFP also continues to assist Afghan refugees in Pakistan under the new emergency operation. This project will cover 288,000 Afghan refugees for a period of 12 months. WFP is also carefully monitoring the evolving food crises in Africa, where the magnitude of current and projected emergency food aid needs are particularly alarming in Southern Africa, the Horn of Africa and Western Sahel.

PROTRACTED RELIEF AND RECOVERY OPERATIONS

Funding Levels

1. 2002 requirements of the 36 active PRROs worldwide currently stand at 835,623 tons of food aid, worth US\$ 493 million. This is a revised total, which includes some 95,000 tons in increased requirements that have arisen during the course of the year. To date, donors have responded encouragingly to these needs, pledging some US\$ 441 million, which have allowed WFP to mobilise 737,000 tons of food aid, covering 82 percent of total PRRO requirements for 2002.

2. This satisfactory level of contributions against 2002 requirements, however, hides the fact that whereas some operations have received directed contributions that cover 2002 requirements fully, a number of other PRROs are still facing serious shortfalls and pipeline breaks.

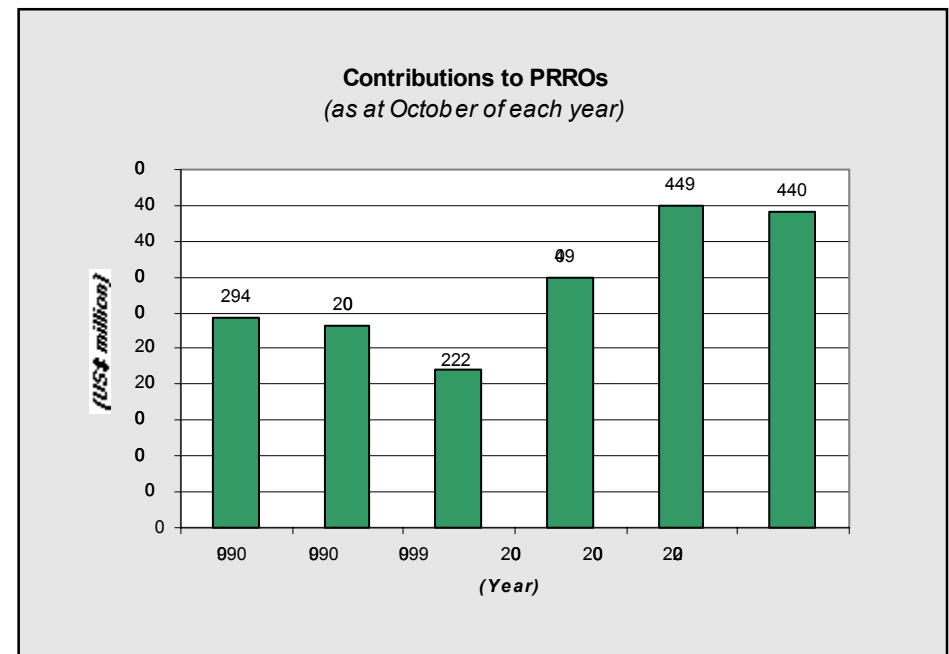
3. WFP is extremely concerned about outstanding shortfalls on selected PRROs, particularly in view that available multilateral funds have been almost entirely allocated. These shortfalls, if not met, are likely to have serious humanitarian repercussions on IDP operations where needs are increasing beyond planned requirements and also for long standing refugee-related PRROs. Considering the necessary lead-time for the mobilisation of contributions and the distribution of food to beneficiaries, WFP urges donors to consider additional contributions to PRROs as soon as possible to meet these pressing needs.

Increased Relief and Recovery Needs

4. Budget increase documents for the Angola and Sri Lanka PRROs are being presented to the October 2002 session of the Executive Board to reflect increased requirements in both operations. In Angola, the peace agreement signed in April 2002 has resulted in the rapid demobilization of soldiers, increased

movements of rural populations into towns and opened up new areas for WFP to intervene with humanitarian assistance. In Sri Lanka, the recent cease-fire has resulted in a changed environment where IDPs have started to move. Many are expected to return to areas that were affected by the conflict to start rebuilding their livelihoods, which will translate into an intensified programme of rehabilitation activities to be undertaken in those areas of return.

5. In Uganda, the PRRO requirements have also increased significantly following the massive displacement of refugees and IDPs caused by the upsurge in insecurity and violence in the northern part of the country. While Ugandan IDPs previously were partially self-reliant, the conflict situation has greatly increased their dependence on WFP relief assistance and translated into additional unforeseen requirements that require urgent donor attention.



6. In DR Congo, the recent withdrawal of external forces from the country has generated more insecurity in some regions on the one hand, but allowed WFP to have increased access to new areas and populations on the other. As a result, the WFP PRRO in DR Congo is feeding an additional 265,000 beneficiaries, who are mainly IDPs and vulnerable groups, which is putting considerable stress on WFP resources.

Special Needs of Refugee Operations

7. Many long-standing refugee-related PRROs also have precarious food aid pipelines. Operations such as Algeria, Iran, Kenya, Sudan and Zambia have received a number of directed contributions, but these are still insufficient to cover the beneficiary needs. These four operations alone will need US\$1.9 million (4,376 tons) before the end of the year in order to cover foreseen shortfalls.

8. Additionally, the PRROs assisting refugees in Bangladesh, Djibouti and Yemen are almost entirely dependent on multilateral allocations. In these operations, multilateral contributions constitute between 74 – 100 percent of total project resources.

9. In both cases, available multilateral funds, which are almost fully earmarked, are insufficient to cover the magnitude of unmet requirement of these operations. Pipeline breaks faced by these operations are causing serious humanitarian consequences (ration reduction, incomplete ration, etc.) for the refugees as most of them are subsisting almost totally on food provided by WFP.

10. It is important to mention that the PRROs in Djibouti, Ethiopia and Sudan are supporting repatriation programmes for refugees in collaboration with UNHCR. Repatriation represents an additional requirement for these

operations as special assistance is given to returnees. Any pipeline break may have a negative social and political impact on all the parties involved in this effort.

Other PRRO Highlights

11. PRROs in Albania, Armenia, Guinea-Bissau, Iraq and Myanmar are assisting vulnerable groups through various activities (mother and child health service, assistance to people affected by HIV/AIDS, school-feeding programme, small number of refugees) and will need contributions very soon to cover unmet requirements.

12. The PRRO category is gradually expanding. New PRROs will be submitted for approval at the October 2002 session of the Executive Board for the following countries: Central America Regional, Eritrea, Georgia, Great Lakes Regional, Iran, Somalia and West Africa Coastal (regional). All these new operations, which are follow-up expansions of previous PRROs or EMOPs, will start during the first quarter of 2003 and require donor attention in order to avoid pipeline breaks or reduction of implemented activities. New PRROs for Azerbaijan and Colombia, already approved at the May 2002 session of the Executive Board, will start their activities in January 2003. It should also be noted that the PRRO category is currently being evaluated and results of this study will be presented to the Executive Board in May 2003.

13. In June 2002, the WFP Executive Director approved a new PRRO 10188.0 for Senegal, which is a direct follow-up to the Casamance EMOP that ended in last June and needs contributions for the implementation of foreseen activities.

14. Top priority PRROs with large shortfalls and/or expected imminent pipeline breaks, which currently require most urgent donor attention, are highlighted in the country pages section.

STATUS OF 2002 FOOD AID NEEDS AND SHORTFALLS
WFP-assisted Emergency and Protracted Relief and Recovery Operations (as at 15 October 2002)

Recipient	Type	Project	Project Description	Estimated Completion Date	Estimated Beneficiaries (1)	2002 NET Needs (2)		2002 Contributions and Allocations		2002 Shortfalls (3)					Total 2002 Shortfalls vs Net Needs (MT %)	
						Total	Total	Total	Total	Cereals	Pulses	Oil	Others	Total		Total
						(MT)	(US\$ Mill)	(MT)	(US\$ Mill)	(MT)	(MT)	(MT)	(MT)	(MT)		(US\$ Mill)
Active Operations																
Eastern Africa (ODK)																
CONGO, Rep. of	E	062870	b Congolese Refugees	31-Dec-02	171,000	2,506	2.4	1,223	1.8	818	-	-	465	1,283	0.6	51%
CONGO, Rep. of	X	062650	War Affected	31-Dec-03	171,000	4,354	4.1	2,632	1.8	9	696	-	1,017	1,722	2.3	40%
D.R. CONGO	X	062740	War Victims	30-Jun-03	1,290,830	43,975	39.6	48,618	42.5	-	3,216	-	-	3,216	2.9	7%
DJIBOUTI	E	100990	Drought Victims	30-Nov-02	95,900	7,050	3.7	3,969	1.8	217	2,162	441	261	3,081	1.9	44%
DJIBOUTI	X	101340	Assistance to Refugees	30-Aug-03	25,605	6,161	2.0	6,095	1.9	-	-	66	-	66	0.02	1%
ERITREA	E	100520	Assistance to War-Affected People	30-Apr-03	488,000	53,069	22.8	21,938	7.9	30,886	0.3	-	245	31,131	14.9	59%
ERITREA	E	100490	Drought and Crop Failure	30-Apr-03	700,000	25,854	10.3	245	0.04	21,012	2,249	1,827	521	25,609	10.3	99%
ETHIOPIA	E	101970	Internally Displaced Persons	31-Dec-02	75,500	6,615	3.0	6,522	2.8	-	62	31	-	93	0.2	1%
ETHIOPIA	E	100301	b Drough Affected	31-Mar-03	3,000,000	208,784	90.3	182,400	72.0	20,106	-	3,419	2,859	26,384	18.3	13%
ETHIOPIA	X	101270	Food Assistance to Sudan/Somalia/Kenya	30-Jun-04	160,000	4,011	1.5	13,057	6.8	-	-	-	-	-	-	0%
GREAT LAKES	X	100620	Food Aid for Relief	31-Jan-03	1,120,000	98,151	55.2	100,054	55.9	-	-	-	-	-	-	0%
KENYA	E	100851	Drought	31-Oct-02	(2 595 535)	77,696	39.1	14,333	6.1	51,446	5,407	378	6,132	63,363	33.0	82%
KENYA	X	062260	Somali and Sudanese Refugees	30-Sep-03	224,000	38,838	22.3	37,136	19.2	-	1,981	511	-	2,492	3.1	6%
SOMALIA	X	060730	Relief and Recovery	31-Dec-02	1,320,000	7,979	7.1	14,296	10.8	-	221	-	52	273	0.2	3%
SUDAN	E	100481	War/Drought-Affected People	31-Mar-03	(1 270 000)	120,606	119.7	110,139	81.6	-	5,515	3,817	6,411	15,743	38.1	13%
SUDAN	X	101220	Eritrean/Ethiopian Refugees	31-Dec-03	(55 000)	8,773	4.2	10,164	4.4	-	501	305	528	1,334	0.6	15%
UGANDA	X	061760	Refugees and IDPs	31-Dec-02	981 820	1,244	0.6	1,361	0.6	111	-	-	-	111	0.05	9%
UGANDA	X	101210	Refugees and IDPs	31-Mar-05	1,029,415	53,790	31.5	32,600	17.9	15,581	1,676	3,196	737	21,190	13.6	39%
Sub-total					9,871,250	769,456	459.4	606,782	336	140,186	23,686	13,991	19,228	197,091	140	26%
Southern Africa (ODJ)																
ANGOLA (4)	X	100541	b War-affected People	31-Dec-03	1,160,000	101,871	77.9	113,551	81.7	-	-	-	-	-	-	0%
MADAGASCAR	E	102360	x Crisis/Drought Affected	31-Mar-03	8,000	9,200	4.2	-	-	6,885	1,391	260	664	9,200	4.2	100%
MALAWI	E	101520	b Refugees	31-Dec-02	8,000	1,635	1.0	1,635	1.0	-	-	-	-	-	-	0%
NAMIBIA	E	101450	Angolan Refugees	31-Dec-02	23,000	5,006	2.2	4,665	1.8	111	11	17	202	341	0.5	7%
SOUTHERN AFRICA	E	102000	Crisis Response	31-Mar-03	10,255,850	627,485	318.8	508,671	267.8	80,487	44,860	4,008	-	129,355	51.0	21%
ZAMBIA	X	100710	Food Assistance to Refugees	31-Dec-03	117,000	23,292	11.2	20,731	8.0	3,175	-	-	-	3,175	3.2	14%
Sub-total					11,571,850	768,489	415.3	649,253	360	90,658	46,262	4,285	866	142,071	58.9	18%
West Africa (ODD)																
BURKINA FASO	E	nyd	Assistance to Burkinabé Fleeing Conflict in Côte d'Ivoire	20-Dec-02	14,000	399	0.2	-	-	-	-	-	-	-	-	0%
CAPE VERDE	E	101980	Vulnerable Affected by Bad Harvest	30-Nov-02	(30 000)	556	0.2	-	-	-	-	-	-	-	-	0%
CAPE VERDE	E	102070	Vulnerable Affected by Bad Harvest	31-Dec-02	30,000	2,727	1.2	1,807	0.8	760	-	52	108	920	0.5	34%
GHANA	E	102420	x Refugees fleeing conflict in Côte d'Ivoire	13-Dec-02	20,000	570	0.2	-	-	-	-	-	-	-	-	0%
GUINEA BISSAU	X	101480	Food Aid for Rehabilitation	30-Jun-03	115,750	2,947	2.0	5,252	2.5	-	-	454	641	1,095	0.7	37%
MALI	X	058041	Victims of Conflict	30-Jun-03	305,000	3,765	1.9	2,539	1.0	1,211	-	9	6	1,226	0.9	33%
MAURITANIA	E	101470	Vulnerable Populations	31-Dec-02	139,000	16,231	7.7	4,764	2.5	11,034	327	106	-	11,467	5.2	71%
SENEGAL	E	100770	Populations Affected by Conflict	31-Dec-02	123,900	1,572	1.1	1,149	0.8	-	231	192	-	423	0.3	27%
SENEGAL	X	101880	Food assistance to Victims of Conflict	31-Dec-03	75,837	1,650	0.5	196	0.1	884	372	190	8	1,454	0.4	88%
WEST AFRICA COASTAL	X	100640	IDPs & Returning Refugees	31-Dec-02	835,000	67,770	39.0	92,870	57.1	-	-	-	-	-	-	0%
CENTRAL AFRICAN REP.	E	101500	People Affected by Armed Conflict	31-Dec-02	55,000	2,797	1.3	2,034	1.2	377	342	22	22	763	0.2	27%
CENTRAL AFRICAN REP.	E	10038.0	Congolese Refugees	31-Dec-02	10,000	431	0.2	-	-	-	-	-	-	-	-	0%
CENTRAL AFRICAN REP.	X	10189.0	x People Affected by Armed Conflicts	31-Dec-03	170,250	2,979	0.9	-	-	2,033	399	174	373	2,979	0.9	100%
Sub-total					1,817,900	104,394	56.4	110,611	66	16,299	1,671	1,200	1,158	20,327	9.1	19%

Recipient	Type	Project	Project Description	Estimated Completion Date	Estimated Beneficiaries (1)	2002 NET Needs (2)		2002 Contributions and Allocations		2002 Shortfalls (3)				Total 2002 Shortfalls vs		
						Total	Total	Total	Total	Cereals	Pulses	Oil	Others	Total	Total	Net Needs
						(MT)	(US\$ Mill)	(MT)	(US\$ Mill)	(MT)	(MT)	(MT)	(MT)	(MT)	(US\$ Mill)	
Eastern Europe (ODR)																
ALBANIA	E	102380	Assistance to Flood Affected	31-Oct-02	30,000	322	0.2	-	-	-	-	-	-	-	-	0%
ALBANIA	X	101650	Assistance to Vulnerable Groups	31-Dec-03	63,000	4,079	2.2	2,881	1.1	1,030	-	138	30	1,198	1.1	29%
ARMENIA	X	100530	Vulnerable Groups	30-Jun-03	140,000	2,391	1.4	2,614	1.8	-	-	-	-	-	-	0%
AZERBAIJAN	X	061210	Relief and Recovery of Vulnerable Groups	31-Dec-02	120,000	10,643	5.2	7,102	2.4	2,161	674	145	562	3,541	2.8	33%
GEORGIA	X	061221	Vulnerable Groups	30-Mar-03	454,000	1,618	0.9	1,207	0.6	-	147	-	264	411	0.3	25%
RUSSIAN FEDERATION	E	061972	IDPs in the North Caucasus	31-Dec-02	335,000	10,448	3.7	10,663	3.5	32	-	-	51	83	0.2	1%
YUGOSLAVIA, FR of	X	101160	Relief and Recovery of Refugees	31-Dec-03	(174 000)	13,572	6.9	2,119	0.8	10,409	-	-	1,044	11,453	6.1	84%
Sub-total					1,142,000	43,073	20.5	26,586	10	13,632	821	283	1,951	16,686	10.5	39%
Latin America and Caribbean (ODM)																
CENTRAL AM. REG.	X	060890	Victims of Hurricane Mitch	28-Feb-03	1,110,000	19,426	10.7	4,767	1.8	11,299	906	1,188	1,266	14,659	8.9	75%
COLOMBIA	X	061390	Internally Displaced	31-May-03	227,000	4,645	1.5	355	0.3	3,962	135	47	146	4,290	1.2	92%
CUBA	E	102390	Hurricane Isidore and Lili	30-Nov-02	33,400	651	0.2	-	-	-	-	-	-	-	-	0%
DOMINICAN REP.	X	062020	Hurricane Georges	01-May-03	33,112	4,405	2.4	60	0.0	3,000	329	286	730	4,345	2.4	99%
GUATEMALA	E	101740	Drought Affected and Malnourished Children	28-Feb-03	169,371	8,553	4.9	5,182	2.6	2,144	507	77	643	3,371	2.3	39%
Sub-total					1,572,883	37,679.6	19.7	10,364	4.8	20,405	1,877	1,598	2,785	26,665	14.7	71%
Middle East, Central Asia and Mediterranean (ODC)																
AFGHANISTAN	E	101550	Refugees and Vulnerable Populations	31-Dec-02	9,885,000	543,837	285.0	408,276	194.6	117,893	8,762	13,106	-	139,761	90.3	26%
ALGERIA	X	10172.0	Western Sahara Refugees	31-Aug-04	155 430	10,941	5.1	9,415	3.0	-	1,006	84	557	1,647	2.1	15%
IRAN	X	061260	Assistance to Afghan & Iraqi Refugees	31-Dec-02	115,000	10,379	2.8	3,970	1.0	5,538	283	368	221	6,409	1.8	62%
IRAQ	X	060850	Vulnerable Groups	13-Jun-03	109,000	3,932	3.0	3,981	3.3	-	-	-	192	192	0.1	5%
PAKISTAN	E	100431	b Assistance to Afghan Refugees	31-Dec-02	288,000	22,072	7.5	18,995	6.4	2,565	-	324	188	3,077	1.1	14%
PAKISTAN	E	101710	b Assistance to Drought Affected Persons	30-Sep-02	343,000	20,500	7.8	3,025	2.1	17,164	200	111	-	17,475	5.7	85%
PAKISTAN	E	102280	x Assistance to Afghan Refugees	30-Sep-03	288,000	15,305	6.3	-	-	13,284	1,555	276	190	15,305	6.3	100%
PALESTINIAN TERR.	E	101900	Assistance to Victims of Civil Strife	31-Dec-02	500,000	41,217	18.3	26,077	12.9	14,578	61	1	501	15,141	5.4	37%
TAJIKISTAN	X	060871	Assistance to Vulnerable Groups	30-Jun-03	575,000	31,176	17.5	44,295	25.5	-	-	-	-	-	-	0%
TAJIKISTAN	E	062880	Crop Failure	31-Dec-02	1,160,000	9,969	6.3	3,669	1.7	69	4,917	1,314	-	6,300	4.6	63%
YEMEN, REP. OF	X	060901	Food Assistance for Refugees in Yemen	31-Dec-02	20,000	8,098	4.6	2,074	0.8	5,121	354	413	137	6,025	3.8	74%
Sub-total					13,283,000	717,426	364.2	523,774	251.4	176,212	17,138	15,997	1,984	211,330	121.2	29%
Asia (ODB)																
BANGLADESH	X	100451	Assistance to Myanmar Refugees	31-Dec-02	26,000	4,996	2.0	4,968	1.6	-	-	-	38	38	0.4	1%
CAMBODIA	X	060381	Rehabilitation Programme	31-Dec-03	1,438,334	3,937	2.3	27,659	11.2	-	-	-	-	-	-	0%
INDONESIA	X	100690	IDPs/Urban Poor	31-Dec-03	(2,100,000)	59,060	20.2	39,481	12.4	18,119	973	487	-	19,579	7.8	33%
KOREA DPR	E	101410	Assistance to Vulnerable Groups	31-Dec-02	6,400,000	373,297	118.7	301,286	91.9	72,011	-	-	-	72,011	26.8	19.3%
LAOS	E	063110	Assistance to Flood-affected People	31-Dec-02	103,000	1,500	0.8	1,500	0.8	-	-	-	-	-	-	0%
MYANMAR	X	100661	Assistance to Returnees and Vulnerable Groups	30-Jun-04	863,250	4,942	1.7	6,341	2.7	-	-	-	-	-	-	0%
NEPAL	X	100581	Bhutanese Refugees	30-Jun-03	102,100	9,877	4.3	9,991	3.2	4	-	-	-	4	0.002	0%
SRI LANKA	X	100670	b Assistance to Conflict-Affected People	31-Dec-04	217,030	16,559	5.3	11,166	5.0	4,883	621	162	-	5,666	1.8	34%
Sub-total					9,149,714	474,168	155.3	402,391	128.8	95,017	1,594	649	38	97,298	36.8	21%
Sub-total Active Operations					48,408,597	2,914,685	1,490.8	2,329,761	1,157	552,409	93,049	38,003	28,008	711,469	391.5	24%

Recipient	Type	Project	Project Description	Estimated Completion Date	Estimated Beneficiaries (1)	2002 NET Needs (2)		2002 Contributions and Allocations		2002 Shortfalls (3)					Total 2002 Shortfalls vs		
						Total	Total	Total	Total	Cereals	Pulses	Oil	Others	Total	Total	Net Needs	
						(MT)	(US\$ Mill)	(MT)	(US\$ Mill)	(MT)	(MT)	(MT)	(MT)	(MT)	(US\$ Mill)		(MT %)
Completed Operations																	
AFGHANISTAN REG.	E	101260	c Drought Victims, IDPs and Refugees	30-Mar-02	(7 500 000)	51,557	26.8	46,704	20.4	2,232	-	8	2,613	4,853	6.4	9%	
ALGERIA	X	062340	c Western Sahara Refugees	31-Aug-02	(155 000)	12,784	6.0	9,505	3.9	2,262	-	262	761	3,285	2.0	26%	
ANGOLA	X	100540	c War-affected People	30-Jun-02	(1 040 000)	105,739	77.5	80,136	57.2	16,434	2,099	-	7,070	25,603	20.4	24%	
BALKANS REGIONAL	E	061362	c Refugees and Social Cases	30-Jun-02	661,000	3,000	1.7	3,000	1.7	-	-	-	-	-	-	0%	
CENTRAL AFRICAN REP.	E	101940	b Assistance to IDPs	30-Jul-02	(6 000)	287	0.2	-	-	-	-	-	-	-	-	0%	
D.R. CONGO	E	101660	c Volcano Victims	24-Apr-02	350,000	17,392	12.0	4,448	2.4	8,831	1,449	722	1,942	12,944	9.6	74%	
EL SALVADOR	E	10022.0	b Victims of Earthquake	30-Jun-02	50,000	3,026	1.5	-	-	2,469	254	75	228	3,026	1.5	100%	
ETHIOPIA	E	060801	c Internally Displaced Persons	31-Dec-02	75 000	6,616	4.2	6,342	2.0	-	438	288	200	926	2.2	14%	
ETHIOPIA	E	100300	b Victims of Natural Disaster	30-Jun-02	(2 000 000)	136,875	64.7	96,806	45.8	40,069	-	-	-	40,069	18.9	29%	
ETHIOPIA	X	061800	c Food Assist. to Sudan/Somalia/Kenya Refugees	31-Dec-02	(151 501)	6,155	2.4	10,803	5.4	-	-	-	-	-	-	0%	
GABON	E	100500	b Refugees from Congo	30-Sep-02	12,000	161	0.1	-	-	-	-	-	-	-	-	0%	
INDONESIA	X	061950	c IDPs/Urban Poor	31-Dec-02	2,400,000	9,077	3.8	416	0.3	8,554	138	-	-	8,692	3.5	96%	
KENYA	E	100850	c Drought	15-Apr-02	3,162,000	30,953	15.2	5,232	2.0	21,616	-	-	4,105	25,721	13.2	83%	
LESOTHO	E	102030	f Relief for Severe Food Shortage	30-Aug-02	(97 600)	4,569	2.2	2,688	1.2	1,735	110	36	-	1,881	1.0	41%	
MADAGASCAR	E	062900	c Drought	30-Jun-02	97,500	1,245	0.6	1,090	0.3	3	152	-	-	155	0.2	12%	
MALAWI	E	100560	c Flood Victims	30-Jun-02	(208 500)	4,211	1.6	2,095	0.9	795	719	267	335	2,116	0.7	50%	
MALAWI	E	101530	c Natural Disaster	31-May-02	(255 000)	11,375	4.6	4,321	1.7	5,680	1,137	-	237	7,054	3.0	62%	
MALAWI	E	102010	f Food Shortage	30-Sep-02	(2 100 000)	55,022	32.2	20,538	8.9	20,470	6,593	-	7,421	34,484	23.3	63%	
MAURITANIA	E	101640	c Crop Deficit Affected	30-Mar-02	(7 652)	459	0.2	-	-	-	-	-	-	-	-	0%	
MOZAMBIQUE	E	062252	c Flood Victims	20-Apr-02	170,000	9,372	4.4	3,352	1.8	5,323	89	237	371	6,020	2.7	64%	
MOZAMBIQUE	E	101860	f Crop Failure	31-Jul-02	(400 000)	19,603	10.4	13,265	5.5	5,570	365	-	403	6,338	4.9	32%	
MYANMAR	X	100660	c Assistance to Returnees and Vulnerable Groups	30-Jun-02	(259 000)	2,000	0.7	150	0.5	1,850	-	-	-	1,850	0.2	93%	
NIGER	E	10068.0	c Food shortages	30-Sep-02	7,170	939	0.4	509	0.2	430	-	-	-	430	0.2	46%	
PALESTINIAN TERR.	X	062140	c Social Safety Net Schemes	31-Mar-02	(104 000)	3,052	1.1	-	-	2,494	-	368	190	3,052	1.1	100%	
PALESTINIAN TERR.	E	100720	c Conflict Affected	30-Aug-02	(267 500)	23,331	6.5	24,348	6.5	-	-	-	-	-	-	0%	
PERU	E	101020	c Victims of Earthquake	30-May-02	30,000	989	0.7	-	-	840	100	50	-	989	0.7	100%	
SENEGAL	E	101670	c Victims of Natural Disaster	15-Feb-02	250,000	500	0.2	-	-	-	-	-	-	-	-	0%	
SRI LANKA	E	101190	c Assistance to Drought Victims	30-Sep-02	300,000	10,991	4.0	2,473	0.8	7,150	1,424	-	-	8,574	3.2	78%	
SYRIA	E	102160	c Victims of Dam Collapse	10-Aug-02	10,000	272	0.1	-	-	-	-	-	-	-	-	0%	
SUDAN	E	100480	c Warr/Drought-Affected People	30-Apr-02	2,970,000	21,581	21.4	2,311	1.8	14,626	2,759	-	1,886	19,271	19.6	89%	
SUDAN	X	061890	b Eritrean/Ethiopian Refugees	30-Apr-02	110,000	590	0.3	3,900	1.7	-	56	-	234	290	0.1	49%	
SWAZILAND	E	102060	f Food Shortage	30-Aug-02	(144,000)	4,190	2.0	2,469	1.1	1,317	188	216	-	1,721	0.9	41%	
ZAMBIA	E	101200	f Drought-Affected People	31-Jul-02	(1 288 590)	45,602	20.3	45,015	13.1	-	-	-	587	587	7.2	1%	
ZIMBABWE	E	101400	f Drought/Flood-Affected People	30-Nov-02	(558 000)	77,767	44.7	62,080	32.0	8,132	3,796	537	3,222	15,687	12.7	20%	
Sub-Total Completed Operations						10,579,670	681,282	374.8	453,995	219	178,882	21,866	3,066	31,804	235,617	159.5	35%
GRAND TOTAL						58,988,267	3,595,967	1,865.6	2,783,756	1,376	731,290	114,915	41,069	59,812	947,086	551.0	26%

Definitions:

X = Protracted Relief and Recovery Operation; E = Emergency Operation; x = Operation pending approval, figures still to be confirmed; nyd = not yet determined; c = completed; b = budget revision requiring increases; f = foded in new operation

1) For operations terminated in 2002 followed up by other operations initiated in 2002, beneficiary numbers are counted only once only the largest caseload is included in the computation of beneficiary numbers (the smaller caseload is set in parenthesis).

2) 2002 Net Needs: projected level of WFP distribution in calendar year 2002 based on most recent assessment, minus any carry-over stocks or carry-over contributions.

Net needs are revised upwards throughout the year when budget revisions requiring increased commitment or new operations are approved.

3) Shortfall: Net needs minus contributions and allocations¹. Note that some operations may be over resourced in certain commodity groups. In these cases the shortfall is zero.

4) The beneficiary number of this PRRO is under revision.

DEVELOPMENT, REHABILITATION AND DISASTER PREPAREDNESS

Meeting the Needs of the Chronically Food Insecure

1. As at the end of September 2002, some 608,000 metric tons of commodities have been mobilized in support of hungry poor who depend on WFP food aid. This still falls some 20 percent short of the anticipated delivery level of 748,000 metric tons in 2002 and hardly covers 55 percent of the original requirements.

2. The volume of food aid mobilized so far in 2002 includes a total of 11,531 tons of commodities resourced thanks to close collaboration of donor representations and WFP country offices at the local level, and almost 64,000

metric tons of food made available through the 2002 US donation to the WFP Global School Feeding Campaign. The latter has allowed WFP to provide continued support to school feeding activities in 14 countries.

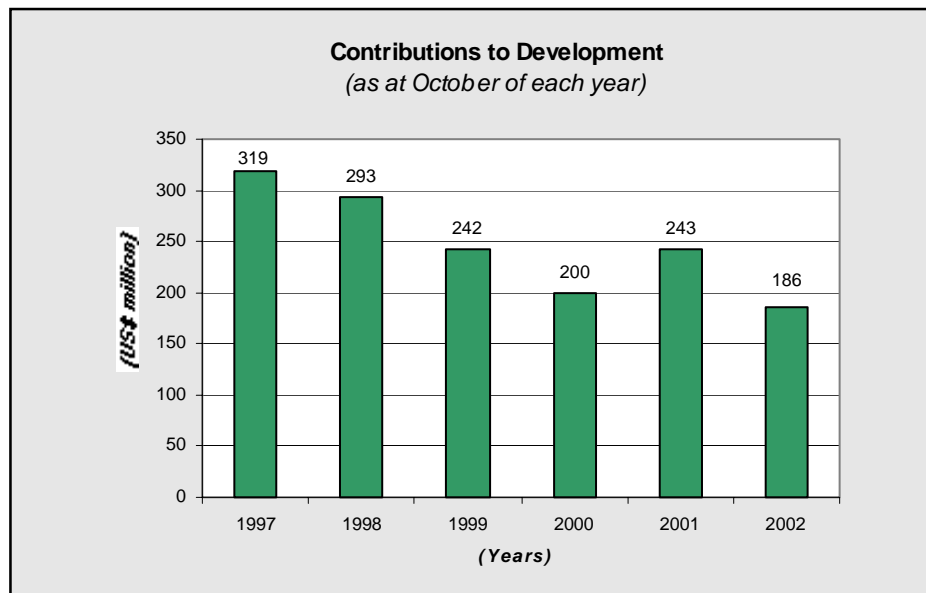
3. In allocating available resources, WFP has paid special attention to least developed countries: 63 percent have been allocated to this category, while low-income food-deficit countries received 33 percent of resources and countries classified as “Others” the remaining four percent.

4. WFP expects to reach the 748,000 metric ton target with balances of 2002 contributions confirmed over the last two months, contributions likely to be confirmed in the last quarter, as well as with the critical allocation of part of the various surpluses and balances, which is being presented to the approval of the Executive Board in October (ref. document WFP/EB.3/2002/5-A/1/1).

Dwindling Resources Levels

5. The resourcing of the development portfolio remains critical. By 15 October total 2002 contributions amounted to US\$186 million. Compared to the same period last year, the level of contributions has dropped by 23 percent. In addition to the low level of new contributions, most of the pledges have been confirmed since June.

6. The problem of late and / or reduced contributions has been compounded by additional constraints some donors are imposing on the use of their contributions. Examples include reduced commodity mix availability in case of in-kind contributions, preferences for a specific country category or limiting the use of contributions to certain geographical areas. This renders the process of programming resources against approved activities extremely complex and is seriously hampering the implementation of WFP’s programmes.



7. If no additional resources are made available in the near future, not only will the food not reach the beneficiaries on time, but the functioning of the country offices largely dependent on development resources will be jeopardised as WFP will not be in a position to allocate the already reduced levels of the direct support costs needed to run these programmes.

8. Maintaining an adequate level of yearly contributions and sustained, predictable support from the donors over a medium-term period (4-5 years) remain major challenges.

Appeal to Donors

9. The requirements for development projects in 2003 have been estimated at close to one million metric tons, of which over 90 percent are in support of basic commitments approved by the Executive Board.

10. In view of the reduced contribution levels in 2002, the availability of carry-over contributions will be much lower in 2003 than in past years. Therefore, resourcing of operations will be increasingly dependent on receiving fresh contributions on a timely basis.

11. Accordingly, WFP encourages donors to confirm their contributions as early as possible, especially through the multilateral channel to avoid interruptions in project activities.

12. WFP also urges all donors to increase their contributions to non-relief operations. Otherwise, millions of hungry children, women at risk of malnutrition or HIV/AIDS-affected people will not get the chance to develop their human capital and secure sustainable livelihoods.

2002 Planned Deliveries vs Actuals for Development Projects (as at 15 October 2002)

COUNTRY	REVISED PLANNED DELIVERIES			ACTUAL DELIVERIES		OUTSTANDING DELIVERIES		ADDITIONAL DIRECTED CONTRIBUTIONS		
	Quantity	Estimated Value	Share	Quantity	Value	Quantity	Estimated Value	Quantity	Value	
	(MT)	(US\$ mill.)	(%)	(MT)	(US\$ mill.)	(MT)	(US\$ mill.)	(MT)	(US\$ mill.)	
Least Developed Countries										
Bangladesh	101 917	20.9		98 723	20.2	3 194	0.7	1 491	3.3	
Benin	3 884	2.1		2 530	1.0	1 354	1.1	-	0.0	
Bhutan	4 414	2.2		4 321	1.5	93	0.7	-	0.0	
Burkina Faso	9 959	3.6		9 445	3.4	514	0.1	-	0.0	
Burundi	1 215	0.7		720	0.3	495	0.4	-	0.0	
Cambodia	3 126	1.3		3 126	1.3	-	-	-	0.0	
Cape Verde	2 850	1.3		1 866	1.2	985	0.2	-	0.0	
Central African Republic	2 875	1.6		2 479	1.4	396	0.2	-	0.0	
Chad	6 363	3.1		2 280	1.3	4 083	1.8	-	0.0	
Djibouti	1 511	0.6		480	0.1	1 031	0.5	-	0.0	
Ethiopia	59 343	21.2		47 396	14.0	11 947	7.2	6 880	4.1	
Gambia	4 212	1.8		2 371	0.8	1 841	1.0	1 590	0.4	
Guinea	3 016	1.3		1 395	0.8	1 621	0.5	-	0.0	
Haiti	9 221	5.3		9 221	0.0	-	0.0	1 050	0.4	
Laos	5 462	2.5		5 448	2.5	14	0.0	-	0.0	
Lesotho	5 195	1.8		3 731	1.1	1 464	0.7	299	0.1	
Liberia	2 033	1.1		1 993	0.8	40	0.3	-	0.0	
Madagascar	6 478	3.3		5 911	2.5	567	0.9	-	0.0	
Malawi	10 466	2.9		7 760	2.5	2 706	0.4	-	0.0	
Mali	9 265	4.4		5 615	2.5	3 650	1.9	-	0.0	
Mauritania	5 608	3.0		5 412	2.2	196	0.8	10	0.0	
Mozambique	17 855	6.2		15 762	6.0	2 093	0.2	7 000	3.6	
Nepal	16 101	6.5		11 439	3.7	4 662	2.8	7 998	2.1	
Niger	11 380	5.2		7 714	3.4	3 666	1.8	-	0.0	
Palestinian Territory (*)	4 220	1.5		1 869	0.6	2 351	0.9	-	0.0	
Rwanda	6 237	3.4		6 147	3.0	90	0.4	-	0.0	
São Tomé and Príncipe	1 175	0.5		965	0.3	211	0.2	-	0.0	
Senegal	7 429	4.1		5 875	3.0	1 555	1.1	-	0.0	
Sudan	14 470	5.6		2 700	0.9	11 770	4.8	-	0.0	
Tanzania	4 943	2.3		3 579	1.3	1 365	1.0	2 350	0.8	
Uganda	10 835	3.2		6 855	2.2	3 980	1.0	250	0.2	
Yemen	23 335	7.5		18 623	6.0	4 712	1.5	-	0.0	
Zambia	14 329	6.0		6 199	2.5	8 130	3.6	-	0.0	
Sub-total	390 722	138.2	64.1%	309 948	94.4	63.2%	80 774	38.5	28 918	15.1

(cont.)

(cont.)

2002 Planned Actuals Vs Deliveries for Development Projects (as at 15 October 2002)										
COUNTRY	REVISED PLANNED DELIVERIES			ACTUAL DELIVERIES		OUTSTANDING DELIVERIES		ADDITIONAL DIRECTED CONTRIBUTIONS		
	Quantity	Estimated Value	Share	Quantity	Value	Quantity	Estimated Value	Quantity	Value	
	(MT)	(US\$ mill.)	(%)	(MT)	(US\$ mill.)	(MT)	(US\$ mill.)	(MT)	(US\$ mill.)	
Low-income, Food-deficit Countries										
Bolivia	9 106	4.4		8 592	3.4	514	1.0	9 309	2.7	
Cameroon	2 000	1.1		886	0.5	1 114	0.7	390	0.2	
China	88 370	13.3		80 072	12.1	8 298	1.3	-	0.0	
Côte d'Ivoire	3 145	2.0		2 377	1.5	768	0.5	690	0.3	
Cuba	5 380	2.0		5 380	2.0	-	0.0	-	0.0	
Ecuador	11 863	2.0		8 000	1.9	3 863	0.1	-	0.0	
Egypt	13 833	3.5		9 099	3.0	4 734	0.5	-	0.0	
Ghana	5 343	2.0		4 698	1.6	645	0.4	1 020	0.3	
Guatemala	8 368	2.9		5 000	1.2	3 368	1.6	-	0.0	
Honduras	5 745	2.1		5 416	1.6	329	0.5	-	0.0	
India	37 060	14.3		28 560	9.6	8 500	4.6	-	0.0	
Kenya	10 254	4.3		9 274	3.4	980	0.9	10 970	2.7	
Morocco	7 005	1.3		6 800	1.3	205	0.0	-	0.0	
Nicaragua	5 591	2.1		3 579	1.0	2 012	1.2	8 000	3.2	
Pakistan	18 780	6.7		15 700	2.3	3 080	4.4	1 304	1.1	
Sri Lanka	4 399	1.7		4 094	1.4	305	0.3	-	0.0	
SYRIA	6 623	2.0		3 095	0.9	3 528	1.2	-	0.0	
Sub-total	242 865	67.7	31.4%	200 622	48.6	32.5%	42 243	19.1	31 683	10.5
Others										
Colombia	6 200	1.1		3 000	0.6	3 200	0.4	-	0.0	
Dominican Republic	2 874	1.2		350	0.3	2 524	0.9	-	0.0	
El Salvador	4 200	1.2		-	0.0	4 200	1.2	6 930	1.6	
Jordan	8 780	2.0		8 161	2.0	619	0.0	-	0.0	
Peru	16 707	4.2		10 499	3.5	6 208	0.7	8 000	1.7	
Sub-total	38 761	9.7	4.5%	22 010	6.4	4.3%	16 751	3.3	14 930	3.3
GRAND TOTAL	672 348	215.6	100%	532 580	149.4	100%	139 768	60.8	75 531	28.9

* considered as if LDC

N.B. US\$ values only include commodity, ocean transport and LTSH costs excluding ODOC, DSC and ISC.

SPECIAL OPERATIONS

1. Special Operations (SOs) are a separate programme category and complement WFP relief operations in order to address operational bottlenecks that hinder the flow of food to beneficiaries or to facilitate the relief operation as such.
2. Special Operation activities range from intermittent airlifts of non-food items and air services for the international humanitarian community, to road, airport, and port rehabilitation projects and other operational support activities (specialised equipment, mine action, etc.).
3. As and when required, WFP plays the leading role in logistics planning and co-ordination in international emergency operations and often provides logistics services to other United Nations humanitarian agencies, NGOs and the donor community. Examples of this include the UN Joint Logistics Centre (UNJLC) and the United Nations Humanitarian Air Service (UNHAS), both of which were established to support the international humanitarian relief effort in Afghanistan and funded through SO 10163.0. This operation will be extended into 2003.
4. While donor support for the Special Operations in Afghanistan, Angola, Southern Africa and North Sudan has been strong, funding has not been forthcoming for several emergency infrastructure projects which are critical for the timely delivery of food assistance in a cost-effective manner.
5. Special attention should be paid to the following most under-funded operations (listed in order of priority):

6. **Burundi SO 10173.0 Passenger Aircraft:** due to prevailing insecurity in Burundi and the continuing civil war situation, this WFP air operation is often the only way for UN agencies and international NGOs to access areas where relief operations are ongoing. Road transport is often interrupted and hence the UN Security Cell in many cases only allows travel by air. It is therefore of utmost importance for the humanitarian community working in Burundi, that the air transport continues in order to provide humanitarian assistance to the population of Burundi.

7. **Eritrea SO 10087.0 Support of Immediate Intervention and Augmentation of Logistics Capacity of EMOP 10049.0 and 10052.0:** this project has not received any funding but remains critical if existing immediate and mid-term logistics bottlenecks are to be solved. The project seeks to improve port operations, construct storage facilities in Eritrea and to build up the logistics capacity of WFP's main implementing partner and Government counterpart. The overall objectives of these activities are to generate additional savings on ocean freight and LTSH and to facilitate the timely and cost-effective delivery of food commodities to beneficiaries.

8. **Guinea SO 10061.1 and SO 10060.0 West Africa Regional Passenger Aircraft:** by end October 2002, the project for helicopter support in Sierra Leone, funded under SO 10060.1, will be merged into SO 10061.1, and become one single regional passenger aircraft service based out of Guinea. The security situation in parts of Cote d'Ivoire, Sierra Leone and Guinea prohibits easy surface movement of aid and personnel between urban areas and the countryside. The WFP passenger aircraft enhances the humanitarian agencies' ability to assist affected people in the region and provides humanitarian agencies in Sierra Leone, Liberia and Guinea with an evacuation contingency.

9. **Malawi/Mozambique SO 10224.0 Emergency Repairs and Capacity Increase of the Nacala Railway Line in support of Regional EMOP 10200.0 (Southern Africa Crisis Response):** the primary objective of this special operation, which is under the overall responsibility of WFP Johannesburg, is to conduct emergency repairs of the railway line and increase the capacity of the railway operations to enable the movement of additional two block trains daily from the Mozambican port of Nacala to Malawi.

10. **Angola SO 10146.0 Passenger Aircraft and SO 10149.0 Transport of Non-Food Items:** as the lead agency responsible for managing an efficient logistics network for the humanitarian operation, WFP will continue to provide free air transport services to humanitarian personnel to fly to locations where humanitarian assistance is being delivered or planned, or where assessments are scheduled. Where appropriate, WFP will withdraw from locations serviced by commercial transporters.

11. Due to the evolving situation in Angola whereby WFP has increasing access to new areas, efforts are being made to increase surface transport. This project is under revision and will be expanded into a new **Logistics Support Project for the Humanitarian Community**, with three components all aimed at ensuring that essential non-food humanitarian assistance is transported to areas where humanitarian operations are underway: 1) WFP will operate an air cargo service for the humanitarian community to locations not reachable by surface means; 2) in order to improve surface access, WFP will support emergency repairs to selected water-crossing points where bridges have been destroyed and humanitarian assistance is critical; and 3) simultaneously, WFP will hire a fleet of about a dozen all-terrain all-traction trucks for secondary transport and distribution, which will be used to service the entire humanitarian community on the basis of need and priorities established.

12. **Southern Africa SO 10204.0 WFP Regional Management and Logistics Coordination:** the purpose of the WFP's Regional Logistic Office is to ensure timely and sufficient delivery of food aid to people in need by addressing the logistical issues at a regional level. This will help reduce congestion and ensure smooth pipeline flows, allowing more flexibility in food distribution for the whole southern Africa region. This project is under revision to take into consideration supplementary logistics monitoring and milling activities, an additional warehouse and other support costs for the logistics co-ordination structure.

13. **Afghanistan SO 10163.0 Common Services for Humanitarian Agencies Working in Afghanistan:** this project is being extended until mid 2003 to provide common services for passenger aircraft and joint logistics to support the international humanitarian response in Afghanistan. WFP is managing the passenger air transport service "United Nations Humanitarian Air Services" (UNHAS) to facilitate the movement of humanitarian personnel in Afghanistan and neighbouring countries. The UNJLC will continue its role in civil-military co-operation and inter-agency logistics co-ordination to reduce overlapping demand for transport assets and infrastructure until the end of March 2003.

Contributions and Shortfalls for Special Operations Active in 2002 (as at 15 October 2002)

Region	Project Number	Project Description	Completion Date	Total Requirements (US\$)	Total Contributions (US\$)	Shortfalls	
						(US\$)	(%)
Asia							
Afghanistan	SO 10130.0	Support to Interagency Humanitarian Assistance for Afghan People	31-Dec-2002	40 292 147	37 293 027	2 999 120	7%
Afghanistan	SO 10163.0	Common Services for Humanitarian Agencies Working in Afghanistan	31-Dec-2002	10 053 152	7 806 613	2 246 539	22%
DPRK	SO 10029.0	Support to EMOP 5959.02: Logistics, Local Production	31-Dec-2002	2 234 140	1 357 997	876 143	39%
Palestinian Territory	SO 10193.1	UN Truck Fleet in Palestinian Territory	31-Jan-2003	1 629 504	814 149	815 355	50%
Sub-Saharan Africa							
Angola	SO 10146.0	Passenger Aircraft	31-Dec-2002	6 161 282	3 572 755	2 588 527	42%
Angola	SO 10149.0	Transport of Noon-food Items	31-Dec-2002	3 456 965	2 212 626	1 244 339	36%
Burundi	SO 10173.0	Passenger Aircraft in Burundi	31-Mar-2003	2 076 522	675 000	1 401 522	67%
Congo DR	SO 10117.0	Food Airlift to Northern Katanga	31-Dec-2002	2 139 227	1 478 301	660 926	31%
Eritrea	SO 10087.0	Support/Intervention/Augmentation-logistics Capacity	31-Dec-2002	2 992 905	-	2 992 905	100%
Guinea	SO 10061.1	Passenger Aircraft in Guinea, Liberia, Sierra Leone and Côte d'Ivoire	6-Oct-2003	1 256 728	-	1 256 728	100%
Malawi/Mozambique	SO 10224.0	Emergency Repairs to Nacala Railway	31-May-2003	5 607 972	256 410	5 351 562	95%
Southern Africa	SO 10204.0	WFP Regional Management and Logistics Co-ordination	31-May-2003	3 445 153	2 799 793	645 360	19%
Southern Sudan	SO 10080.0	Infrastructure Rehabilitation (Airstrips/Roads)	31-Dec-2002	8 166 995	8 718	8 158 277	100%
Sudan	SO 10181.0	Passenger Air Transport	31-Mar-2003	951 299	1 039 745	(88 446)	0%
Grand total				90 463 991	59 315 134	31 148 858	34%

IMMEDIATE RESPONSE ACCOUNT

1. During 2002, the Immediate Response Account (IRA) has again proved invaluable to boosting WFP's responsiveness to critical humanitarian needs. The fund allowed timely provision of resources to populations affected by drought and sudden crop failure as well as to persons displaced due to conflict. WFP wishes to thank donors who have been responding positively to requests to provide further resources for the IRA.
2. The use of IRA helped address critical needs that arose in several major WFP operations in 2002. For example, the IRA allocation of US\$ 3 million to the Angola PRRO enabled WFP to respond swiftly to the significant increase in the number of IDPs (some 18,000, of which 5,000 children) and newly accessible populations following the Angola peace agreement earlier this year.
3. When the Southern Africa crisis started unfolding, WFP was already assisting 2.6 million people in the region, but did not have sufficient capacity to respond effectively to an emergency of that magnitude. To kick-start the WFP response to the crisis and to boost operational capacity, US\$ 3.5 million were released from the IRA, to cover start-up costs, secure temporary staff and establish new sub-offices where needed. This IRA allocation has since been fully revolved.
4. To prevent the depletion of the account, single IRA allocations rarely exceed US\$ 3 million per operation. When the IRA was established in 1991, the intention was to provide WFP with a flexible resource facility to respond quickly to emergency needs which would allow funding of up to three months of initial food requirements in any one operation. The scope of WFP activities has changed substantially over the last several years, with the dramatic increase in emergency requirements. For example, an allocation of US\$3 million meets

Facts About the IRA

The IRA serves as both a revolving and replenishable fund. Thus, IRA funds allocated to an operation are recycled into the IRA once the operation is resourced through other cash contributions. In-kind contributions or contributions with donor conditions such as specific bag markings cannot be used for revolving the IRA.

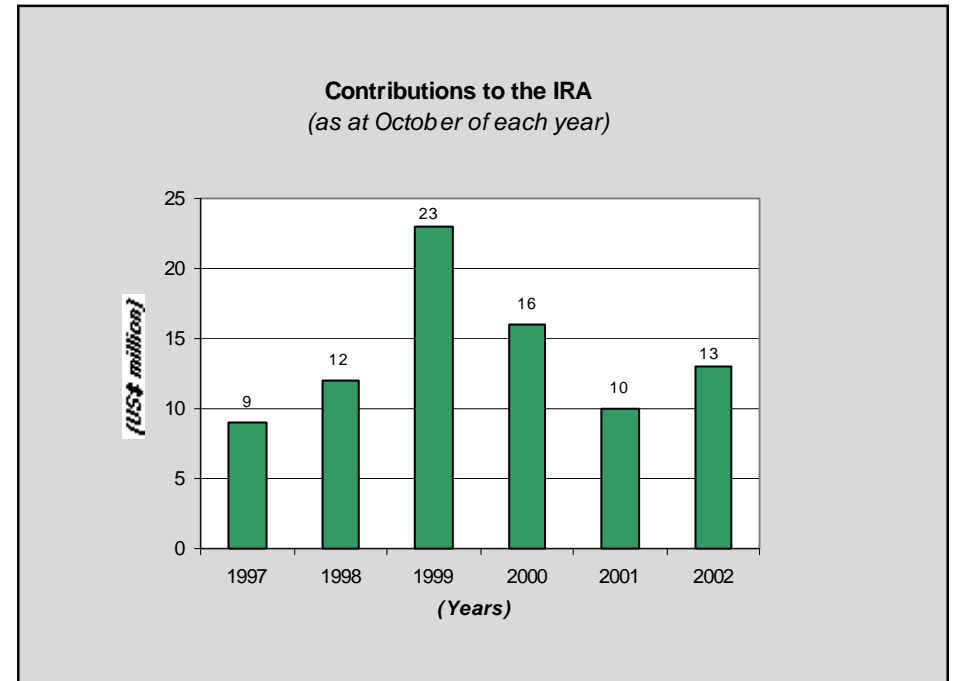
The IRA may be used during the initial three months of a new operation, to cover food aid requirements, logistics and other non-food costs. It can also be used in on-going emergencies relief and recovery operations faced with a sharp increase in need (e.g. in response to a new large population displacement).

WFP continues to encourage donors to channel the unspent balances of their contributions to operations that are either terminated or no longer require resources to the IRA. WFP ensures that funds allocated are revolved as quickly as possible, in order not to deplete the account.

just three days' worth of requirements of the Afghanistan emergency operation and the whole US\$35 million (i.e. the IRA annual target level) barely cover 2.5 weeks worth of needs of the Southern Africa regional EMOP.

5. In 2002, IRA funds have been allocated to 23 operations for a total value of US\$ 24.8 million, of which US\$ 1.8 million to 10 immediate response emergencies approved under the country directors' delegated authority.

6. So far in 2002, contributions to IRA have reached US\$ 12.5 million, and US\$ 7.3 million have been revolved. Additional donor contributions to the IRA would greatly enhance the Programme's capacity to ensure robust responses to large and complex emergencies.



2002 IRA Allocations (as at 15 October 2002)

EMOP/PRRO/SO			Date of Approval	Approved Allocations
Country	Operation	Title		(US\$)
Under Country Director Delegated Authority				
Mauritania	EMOP 10164.0	Assistance to Crop-Deficit Affected	20-Jan-02	199 900
Senegal	EMOP 10167.0	National Disaster in N. Senegal	22-Jan-02	173 181
Central African Republic	EMOP 10194.0	Assistance to IDPs	22-Mar-02	198 137
Cape Verde	EMOP 10198.0	Assistance to Vulnerable Groups Affected by the Bad Harvest	10-May-02	213 000
Syria	EMOP 10216.0	Assistance to Victims of Zaizoom Dam Collapse	10-Jun-02	104 558
Iran	EMOP 10227.0	Earthquake Victims	31-Jul-02	109 578
Albania	EMOP 10238.0	Flood-Affected Vulnerable People	02-Oct-02	161 039
Cuba	EMOP 10239.0	Hurricanes Isidore and Lili	02-Oct-02	199 993
Burkina Faso	TBI	Assistance to Burkinabé Fleeing Conflict in Côte d'Ivoire	14-Oct-02	199 624
Ghana	EMOP 10242.0	Refugee Influx from Côte d'Ivoire	14-Oct-02	199 969
Sub-total				1 758 979
IRA – Allocations				
Malawi	EMOP 10153.0	Assistance to Victims of Crop Losses	12-Mar-02	1 500 000
Pakistan	EMOP 10171.0	Assistance to Drought-Affected Persons	30-Apr-02	1 000 000
Mauritania	EMOP 10147.0	Assistance to Low Production-Affected Population	09-May-02	1 000 000
Guatemala	EMOP 10174.0	Assistance to Families Affected by Drought	09-May-02	1 500 000
Angola	PRRO 10054.0	Assistance to War-Affected People	09-May-02	3 000 000
Uganda	PRRO 10121.0	Assistance for Relief, Recovery Refugees and IDPs in Uganda	09-May-02	1 000 000
West Africa Coastal	PRRO 10064.0	Assistance for Relief, Recovery Refugees and IDPs in West Africa Coastal	09-May-02	4 000 000
Southern Africa	EMOP 10200.0	Southern Africa Crisis Response	13-May-02	3 500 000
Kenya	EMOP 10085.1	Assistance to Drought-Affected People	27-May-02	2 000 000
Southern Africa	SO 10204.0	Regional Management and Logistics Coordination	28-May-02	1 000 000
Mozambique	EMOP 10186.0	Assistance to Victims of Crop Fail	29-May-02	736 333
Palestinian Territory	EMOP 10190.0	Assistance to Victims of Conflict	10-Jun-02	2 000 000
Southern Africa	EMOP 10200.0	Southern Africa Crisis Response	26-Aug-02	763 667
Sub-total				23 000 000
Total				24 758 979

Contributions to the IRA* (US\$)

<i>Donor</i>	<i>Contribution Year</i>								
	1994	1995	1996	1997	1998	1999	2000	2001	2002*
ARGENTINA	-	-	-	-	-	-	-	6 793	-
AUSTRALIA	446 400	445 500	-	4 431	666 290	-	721 418	162 574	-
AUSTRIA	-	-	117 400	-	-	13 430	-	73 580	-
BELGIUM	-	-	-	-	-	997 873	322 827	-	132 358
CANADA	3 972 335	2 277 745	2 189 781	2 186 014	-	8 400 000	2 187 874	1 998 105	1 863 354
CUBA	-	-	-	-	-	-	-	23 272	-
DENMARK	-	52 287	1 730 253	739 262	1 078 582	713 267	910 273	969 602	-
FINLAND	-	-	-	402 542	548 948	541 419	423 351	40 927	490 364
FRANCE	49 477	-	-	-	-	-	100 984	714 029	-
GERMANY	203 955	-	37 132	-	-	-	-	-	-
IRELAND	-	-	-	98 124	-	-	296 700	386 257	462 021
ITALY	-	-	78 472	41 937	19 200	-	-	12 502	-
JAPAN	1 000 000	1 000 000	1 214 781	927 025	937 009	700 000	1 217 943	700 000	400 000
KOREA, REP. OF	-	-	-	1 280	-	-	-	-	-
NETHERLANDS	4 127 168	3 346 958	3 014 773	4 026 377	4 800 000	3 900 000	4 532 079	3 661 694	2 992 958
NEW ZEALAND	-	1 777	-	-	-	-	-	-	-
NORWAY	920 446	822 000	3 143 344	1 768 707	1 978 892	1 901 141	1 686 608	2 297 864	1 989 390
SPAIN	-	-	3 194	-	-	-	532 831	8 468	-
SWEDEN	5 723 704	6 605 929	3 728 358	2 471 553	2 000 000	3 000 000	2 287 398	107 370	2 419 315
SWITZERLAND	1 138 050	1 031 165	834 290	796 474	1 118 135	1 713 479	1 180 368	908 528	1 236 216
THAILAND	-	-	-	-	-	-	10 582	-	-
U.K.	1 004 738	1 033 796	1 069 539	132 257	-	-	1 589	283 436	493 790
U.S.A.	3 000 000	3 000 000	2 000 000	4 000 000	2 000 000	2 000 000	1 500 000	-	50 000
OTHER	-	-	40 362	-	-	-	50 454	37 581	-
TOTAL	21 586 273	19 617 157	19 201 679	17 595 983	15 147 056	23 880 609	17 963 280	12 392 582	12 529 766

*As at 15 October 2002



COUNTRY PAGES

The following section includes brief descriptions of selected EMOPs, PRROs and development projects that are facing large shortfalls or are severely underfunded.

Operations are described by country and include a table with basic operational information (operation title, number, total beneficiaries, total cost, total tonnage and period) and a table with pipeline data (indicating, by commodity, the month when a pipeline break is expected to occur).

The tables in the following pages refer to the full operation requirements and may differ from the data in “*Status of 2002 Food aid Needs and Shortfalls*” (pages 14 to 16) which refer to net requirements for the calendar year 2002.



AFGHANISTAN

Title:	Emergency Food Assistance to Afghanistan
Project number:	EMOP 10155.0
Beneficiaries:	9,885,000
Total cost (US\$):	285,000,000
Total tonnage (MT):	543,837
Period:	April - December 2002

BACKGROUND INFORMATION

Following the completion of the regional emergency operation 10126.0, a new operation, EMOP 10155.0, was launched in April 2002, to provide basic food aid support to the Afghan people as the country emerged from crisis to rehabilitation and recovery.

OVERVIEW OF IMPLEMENTATION

Rural reconstruction and recovery programmes have been expanded, following pre-harvest relief to drought-affected people. During the first three months of the operation, approximately 130,000 tons of food aid were distributed through implementing partners nationwide. Of this, over 90,000 tons were delivered to 9.3 million drought-affected beneficiaries, while 40,000 tons were distributed through food-for-work projects, education and school feeding activities, to vulnerable people, and in supplementary feeding programmes for chronic and acutely malnourished people.

Food-for-asset-creation and food-for-work projects in rural communities are reaching over six million beneficiaries involved in construction or rehabilitation of schools, irrigation canals, wells, rural roads, bridges and tree nurseries.

In close collaboration with UNHCR, WFP has supported the Government's priority programme to facilitate the return and re-integration of refugees. As of the beginning of July, over 1.1 million returnees have been assisted through the repatriation programme. Originally estimated at 800,000, numbers of returnees from Pakistan and Iran have already surpassed 1.6 million; this number is expected to reach the two million mark by the end of 2002. Due to insufficient food aid resources, WFP has been forced to reduce rations from 150 kg to 100 kg per family. WFP also assists 1.3 million internally displaced people (IDPs).

The Transitional Government of Afghanistan has requested WFP to pre-position and distribute 71,000 tons of food before December, for vulnerable and food insecure people in communities that will be cut off during the winter. The available food resources will be prioritised to meet this target. Inadequate availability of food during the winter months has shown in the past that vulnerable populations are likely to migrate to cities, IDP camps and possibly refugee camps in neighbouring countries. A budget revision to this EMOP will incorporate updated findings from the nationwide vulnerability assessment and extend the current operation until March 2003. As of 15 October, 74 percent of the EMOP 10155.0 requirements have been resourced (including US\$42 million carry-over from the previous EMOP).

Pipeline Warning (month)				
Cereals	Pulses	Oil	Blended Food	Others
Immediate	December 2002	January 2003	March 2003	January 2003

WFP Country Director: Mr. Burkard Oberle
Email: burkard.oberle@wfp.org

Telephone: +92 51 2855850
Fax: +92 51 2855852



ALGERIA

Title:	Assistance to Western Sahara Refugees
Project number:	PRRO 10172.0
Beneficiaries:	155,430
Total cost (US\$):	29,765,704
Total tonnage (MT):	66,654
Period:	September 2002 – August 2004

BACKGROUND INFORMATION

Tens of thousands of Western Sahara refugees have taken refuge in Algeria since 1975 and settled in camps in a desert area near Tindouf. WFP has helped the government of Algeria to meet the basic nutritional needs of the refugees since 1986. The United Nations-sponsored 'Settlement Plan' envisages a referendum for the self-determination and repatriation of all eligible refugees and their families to Western Sahara. However, despite recent deliberations at the UN Security Council, the referendum is unlikely to take place soon. Pending the achievement of a durable solution to the conflict, the refugees remain in Algeria. Because of the harsh geophysical environment in which the camps are located, the refugees will continue to rely entirely on humanitarian assistance for their survival.

OVERVIEW OF IMPLEMENTATION

The objective of the PRRO is to ensure prompt delivery of basic food to sustain the lives of the refugees. WFP is responsible for mobilizing basic food aid for the entire refugee camp population and provision of supplementary feeding for malnourished children under five years of age and pregnant and lactating women. UNHCR and bilateral donors provide other supplementary foods and non-

food items. A planning figure of 155,430 people is being used for the period of this operation, based on registrations by United Nations Mission for the Referendum in Western Sahara (MINURSO) and UNHCR. In addition, the supplementary feeding component will cover 6,380 children and women suffering from various degrees of malnutrition. Women and children represent more than 60 percent of the refugee population and play an important role in food distribution and decision making. They are in charge of overall administration in the camps and occupy leading positions in community affairs and health and education sectors. The continuing low level of contributions has caused food pipeline breaks. There have consequently been chronic imbalances in the refugees' monthly food intake, noting that an estimated 95 percent of households in the camps have no means of meeting their food requirement or procuring fresh food. Malnutrition rates are high: an estimated 13 percent of children under 5 years of age are acutely malnourished and 35 percent suffer from stunting. About 44 percent of them and more than 48 percent of women suffer from anemia.

The operation has been relying heavily on allocations of unearmarked multilateral funds to meet the monthly food requirements of the refugees. Such funds are scarce and increased donor attention to the operation in Algeria is crucial. Taking into account recent bilateral donations, this PRRO will urgently require 3,100 tons of wheat flour, 305 tons of oil, 470 tons of sugar and 140 tons of salt to meet the needs for the coming six months.

Pipeline Warning (month)				
Cereals	Pulses	Oil	Blended Food	Others
February 2003	N/A	January 2003	N/A	Immediate



ANGOLA

Title:	Assistance to War-Affected People
Project number:	PRRO 10054.1 (*)
Beneficiaries:	1,160,000
Total cost (US\$):	233,518,264
Total tonnage (MT):	305,598
Period:	July 2002 – December 2003

(*) Budget revision will be presented to the October 2002 EB for an increase of beneficiaries and requirements

BACKGROUND INFORMATION

The resumption of civil war in December 1998 and the continuing conflict caused widespread population displacement. Internally displaced persons (IDPs) and resident populations have been unable to harvest crops while overall economic activity, which slowed almost to a standstill, hampers the ability of households to purchase food. As a result, during 2000 and 2001 WFP was obliged to shift its focus from rehabilitation and resettlement efforts to emergency assistance. In 2001, WFP attempted to address the ongoing displacement of Angolans through a strategy of self-reliance for the displaced persons. The strategy is based upon enhanced targeting and registration of beneficiaries and facilitating the resettlement of IDPs where security conditions and access to land, seeds and tools permit.

OVERVIEW OF IMPLEMENTATION

The PRRO for Angola was presented and approved by the Executive Board in May 2002. In order to cope with the newly emerging and rapidly growing caseload a Budget Revision will be presented to the Executive Board in October 2002.

At the end of March 2002, a general peace accord was signed between UNITA and the Government. The country embarked on what is hoped will be a permanent cessation of hostilities and a process of demobilization. With the recent improvement in the security situation, WFP is gaining access to a greater number of food-insecure people who have been cut off from help. Consequently, the number of beneficiaries in these areas has grown rapidly. WFP is also providing food assistance to the ex-UNITA soldiers and their families and is supporting the growing number of IDPs who have returned to their area of origin to prepare their fields and plant crops before the rainy season. Food assistance is also being provided to Angolan refugees who are spontaneously returning from neighboring countries – DRC, Zambia and Namibia. An organized repatriation of an estimated 250,000 refugees to Angola, from neighboring countries, is expected in 2003.

As a result of these population movements, WFP expects that the number of beneficiaries will grow rapidly to 1.9 million by December 2002.

Urgent contributions – both cash and commodities - are required to enable WFP to avoid a break in the pipeline. This is especially urgent for maize since if no new contributions are confirmed by mid-October 2002, WFP will run out of maize, the staple cereal, temporarily in January 2003.

Pipeline Warning (month)				
Cereals	Pulses	Oil	Blended Food	Others
January 2003	January 2003	January 2003	March 2003	January 2003

WFP Country Director: Mr. Francisco Roque Castro
Email: francisco.roque@wfp.org

Telephone: +244 2 310552
Fax: +244 2 311894



BANGLADESH

Title:	Country Programme (CP)
Country Programme:	10059.0
Beneficiaries:	2,152,140
Total cost (US\$):	189,563,510
Total tonnage (MT):	644,107 Basic, 90,000 Supplementary
Period:	5 years (January 2001-December 2005)

BACKGROUND INFORMATION

Under its Country Programme (CP) 10059.0, WFP Bangladesh provides assistance through three basic activities and one supplementary activity. Implementation of these activities require yearly 142,000 tons and 18,000 tons of food commodities respectively. As of October 2002, a total of 98,723 tons of food commodities has been resourced against the annual requirements.

OVERVIEW OF IMPLEMENTATION

The Country Office (CO) plans activities based on the annual WFP allocation. As of August 2002, out of the 67,500 tons of wheat resourced, 18,000 tons had actually been received. Because of the necessary lead time to mobilise and deliver WFP commodities, wheat has been advanced from the Government of Bangladesh and bilateral donor contributions. Unless commitments for the remaining resources against the 2002 allocation are secured soon, WFP will be required to scale back its assistance to ongoing activities, which would jeopardize the overall achievement of targets to support ultra-poor participants, the majority of whom are women.

Furthermore, no resources have been distributed for Activity-3, Rural Development (RD) due to the late arrival of resources. As this activity is scheduled for phase out in 2003, mobilization of resources is essential to ensure a smooth phasing out of this activity as agreed with government implementing partners.

Under the Country Programme, WFP assistance in Bangladesh supports the building of capacity among communities and households in disaster preparedness and mitigation in order to reduce their level of vulnerability to natural disasters, with particular emphasis on floods. A shortfall of WFP resources will result in a decrease in the overall coverage of such needy households and will undermine their ability to cope with future natural disasters.

Moreover, in the event of a natural disaster, the reduced level of available resources is likely to impact on the overall response capacity of the CO as resources to implement the emergency reserve facility in the CP may not be available.

Pipeline Warning (month)				
Cereals	Pulses	Oil	Blended Food	Others
January 2003	N/A	N/A	March 2003	N/A



CENTRAL AMERICA REGIONAL

Title:	Assistance for Reconstruction and Rehabilitation to Families in Central America affected by Hurricane Mitch
Project number:	PRRO 6089.0
Beneficiaries:	1,110,000
Total cost (US\$):	73,879,455
Total tonnage (MT):	115,009
Period:	July 1999 – February 2003

BACKGROUND INFORMATION

Natural disasters continue to batter the Central American region exacerbating conditions of extreme poverty and food insecurity for millions of people, causing heavy losses to agricultural production and destroying vital economic and social infrastructure. During 2001 and 2002, the sub-region suffered from the worst natural disasters since Hurricane Mitch, when a combination of drought, earthquakes, floods and hurricanes affected this disaster-prone area. Findings from a recent WFP survey carried out in El Salvador, Guatemala, Honduras and Nicaragua, showed that rural communities are suffering from the 2001/2002 drought. Residents have severely weakened coping mechanisms, families have sold off small farm animals, withdrawn children from school, and reduced the quality and quantity of their diet.

OVERVIEW OF IMPLEMENTATION

WFP's regional protracted relief and recovery operation is contributing to the recovery and improvement of food security of the most affected segments of the population in Central America. Active beneficiary participation in activities for the recovery of productive capacity and the rehabilitation of economic and social infrastructure through food-for-work projects is crucial to regain lost assets.

WFP is also providing food aid to the most vulnerable, including expectant women and nursing mothers, malnourished children, and pre-school and primary schoolchildren. The school-feeding component is implemented in municipalities with high levels of chronic malnutrition and drop out rates.

Hundreds of thousands of families in the region continue to suffer the effects of drought and other natural disasters, which is compounded by unemployment stemming from falling prices of export crops. These shocks have a direct negative impact on the food security of families, particularly those living in rural areas of the drought corridor that extends from Guatemala to Nicaragua. The lack of resources means that some activities will not be implemented and the coverage reduced: a reduction in the number of children in school feeding programmes means a bleaker future for them; activities aimed at rehabilitating infrastructure and preventing natural disasters postponed; fewer chronic malnourished and expectant women and nursing mothers assisted. It also means that the same people will still be vulnerable to the next round of shocks.

A new regional PRRO will be presented for approval to the Executive Board in October 2002. The new operation's strategy is to prevent acute malnutrition among food insecure children and families exposed to recurring shocks; rebuild and buffer livelihoods eroded by exposure to disasters; and respond effectively to shocks.

Pipeline Warning (month)				
Cereals	Pulses	Oil	Blended Food	Others
Immediate	January 2003	Immediate	December 2002	N/A

WFP Regional Director: Ms. Zoraida Mesa
Email: zoraida.mesa@wfp.org

Telephone: +505 2684929
Fax: +505 266 8043



CHAD

Title:	Assistance to Primary Schools and Education	Food Security Promotion and Natural Resources Management in the Sahelian Zone	Assistance to Nutritional Rehabilitation and Education of Vulnerable Groups	Disaster Mitigation and Prevention
Country Programme	10018.0 Act1	10018.0 Act 2	10018.0 Act 3	10018.0 Act y 4
Beneficiaries:	63,750	50,000	116,885	100,000
Total cost (US\$):	15,325,000	5,234,000	3,059,000	1,846,000
Total tonnage (MT):	20,009	8,806	3,474	2,871
Period:	1 January 2001 – 31 December 2005	1 January 2001 – 31 December 2005	1 January 2001 – 31 December 2005	1 January 2001 – 31 December 2005

BACKGROUND INFORMATION

The Country Programme approved in May 2001 for the period 2001-2005 comprises four activities targeting the chronically food insecure areas in the Sahelian zone of Chad.

The activities aim at:

Promoting access to primary education, in particular of girls; improving the food security of vulnerable populations through the sustainable use of natural resources; improving the health status of children less than five years old and nutrition and health practices; prevention of malnutrition of children and expectant and nursing women at risk of malnutrition; and strengthening the food security and livelihoods of populations at risk of drought and natural disasters.

OVERVIEW OF IMPLEMENTATION

The four activities support the Government strategy and are inline with the United Nations Development Assistance Framework. The assistance to primary schools constitutes 57 percent of the country programme resources. It allows providing a meal a day to approximately 63,000 pupils in the primary school cycle and encourages school attendance of approximately 13,000 girls who receive a dry ration. The promotion of food security and rural development constitutes 24 percent of the programme. It enables WFP to assist 10,000 disadvantaged people every year (including 5,200 women) by increasing and diversifying the agricultural productions and an average of 23,000 children suffering from acute malnutrition and expectant and nursing women at risk of malnutrition.

The shortage of food for the Activity assistance to primary schools will adversely affect school attendance. Similarly, lack of resources has greatly affected the frequency of attendance at the therapeutic nutritional centers and health centers. So far, new arrivals are planned for only 200 tons of corn soya blend (CSB) and 20 tons of dried skim milk (DSM) with an estimated time of delivery in November. The activity could come to a halt due to lack of resources.

Pipeline Warning (month)					
Operation	Cereals	Pulses	Oil	Blended Food	Others
Act 1	Immediate	Immediate	Immediate	N/A	Immediate
Act 2	February 2003	January 2003	January 2003	N/A	April 2003
Act 3	Immediate	Immediate	Immediate	N/A	Immediate
Act 4	N/A	N/A	N/A	N/A	N/A



DEMOCRATIC REPUBLIC OF CONGO

Title:	Population Groups Affected by Armed Conflicts
Project number:	PRRO 6274.0
Beneficiaries:	1,290,830
Total cost (US\$):	112,352,325
Total tonnage (MT):	134,565
Period:	July 2001 - June 2003

BACKGROUND INFORMATION

The armed conflict that started in August 1998 accelerated the deterioration of an already precarious situation in the country. Over 2.2 million people have been displaced over the past 4 years due to inter-ethnic rivalries in the central and eastern regions and violent confrontations between various external and internal groups. It is estimated that over 2.5 million people have died in DRC since 1998 due to conflict. The combination of conflict, acute food insecurity and lack of medical care render the population highly vulnerable to diseases and natural disaster. More recently, FAO has reported drought conditions in Katanga province, which is related to the current southern African drought. This will have negative impact on food production and hence food security in the country. Recent developments in the peace process, however, should lead to improved security and accessibility.

OVERVIEW OF IMPLEMENTATION

From January to June 2002, a total of 20,441 tons of food were distributed in 9 out of the 11 provinces of DRC. Over 705,000 persons received food assistance from WFP at least once. WFP is assisting needy populations through a combination of general distribution, vulnerable group feeding, seed protection/

returnees resettlement, food-for-training (FFT) and food-for-work (FFW). Almost 40 percent of WFP resources are directed to supplementary and therapeutic feeding of malnourished children and mothers.

The continuous conflict in the northern and eastern parts of the country is causing access problems, effectively limiting general distributions to IDPs in urban areas. However, WFP mounted two airlift special operations to assist some 30,000 persons severely affected by malnutrition in Northern Katanga, which is inaccessible by road. A major intervention in the Equateur Province also targeted 30,000 returnees for the implementation of seed protection projects along the Ubangui River. In addition, around 63,000 Angolan refugees still depend on WFP food assistance while awaiting repatriation.

Meanwhile, WFP is exploring all possibilities (and devoting 25 percent of WFP resources), within the recovery component of the PRRO, to develop sustainable food self-sufficiency through FFW, FFT and seed protection activities. WFP reopened a sub-office in Kisangani to meet the emerging requirements of needy persons in the Eastern Province. A contingency plan has been formulated to cope with possible sharp increases in needs, should the current peace process result in sustained improvements in accessibility. The number of beneficiaries is expected to increase to almost 1.9 million people in 2003.

Pipeline Warning (month)				
Cereals	Pulses	Oil	Blended Food	Others
March 2003	December 2002	March 2003	January 2003	January 2003

WFP Country Director: Mr. Felix Bamezon
Email: felix.bamezon@wfp.org

Telephone: +243 89056427
Fax: +243 8801220



ERITREA

Title:	Relief Food Assistance to Victims of Drought and War	
Project number:	EMOP 10049.0 (Victims of Drought)	EMOP 10052.0 (Victims of War)
Beneficiaries:	700,000	488,000
Total cost (US\$):	32,969,041	43,988,111
Total tonnage (MT):	90,869	101,787
Period:	May 2001 – April 2003	May 2001 – April 2003

BACKGROUND INFORMATION

For nearly three consecutive years, the arid and semi-arid Northern Red Sea and Anseba regions have experienced serious drought, which led to crop failure, livestock loss and affected populations sold off assets in order to cover grain shortfalls. These conditions have greatly exacerbated long-term food insecurity. EMOP 10049.0 was extended up to mid 2003 to allow for a smooth transition into a PRRO in 2003.

With the resumption of the border conflict in May 2000, over one million people in the grain producing regions of Gash Barka and Debub were displaced and most of these people continue to experience low food production due to security factors and current drought conditions. After the establishment of the temporary security zone in early 2001, most of the displaced persons were able to return home with only about 60,000 remaining in camps and in host communities. All displaced persons in camps and returning refugees from Sudan will receive food aid assistance until mid 2003 under EMOP 10052.0.

OVERVIEW OF IMPLEMENTATION

WFP food supplies are distributed through the Eritrean Relief and Refugee Commission (ERREC). WFP has 4 sub-offices in different regions of the country.

WFP has supported, since January 2002, over 42,000 pupils in 133 elementary schools under the emergency school-feeding programme and plans to expand this assistance to benefit 80,000 pupils this year. Supplementary and therapeutic feeding activities through hospitals and clinics in the affected areas are being implemented with WFP-supplied commodities through Ministry of Health and NGOs. Over 1,800 beneficiaries affected by HIV/AIDS have also been supplied with food rations.

The formal alert issued by ERREC (24 July 2002) of an impending food emergency due to the lack of rainfall, followed by a series of assessments by the government, UN agencies and NGOs indicates a possible failure of the 2002 harvest (November/December). This might result in close to zero carry-over food stock into 2003 with a potential major food crisis affecting large parts of the population. WFP has submitted a PRRO, covering the period 2003/2004, to the Executive Board (October session) for consideration and approval.

Pipeline Warning (month)					
Operation	Cereals	Pulses	Oil	Blended Food	Others
10049.0	N/A	N/A	N/A	November 2002	N/A
10052.0	November 2002	N/A	N/A	November 2002	Immediate



ETHIOPIA

Title:	Relief Food Assistance to Small-scale Farmers and Drought-affected Pastoralists	MERET: Managing Environmental Resources to Enable Transitions to More Sustainable Livelihoods
Project number:	EMOP 10030.1	DEV 10040.0
Beneficiaries:	3,000,000	1,400,000
Total cost (US\$):	160,836,648	20,000,000
Total tonnage (MT):	389,578	64 217
Period:	April 2002 – March 2003	January – December 2002

BACKGROUND INFORMATION

An appeal was launched by the Government's Disaster Prevention and Preparedness Commission (DPPC) supported by the United Nations in early October. The appeal is for immediate food needs to the end of 2002 and includes early forecasts of expected needs in 2003. The mid-main season assessment in August has revealed the serious consequences of the late start of the main rains. Malnutrition has reached alarming levels in some areas. Even though reduced rations were used, only two-thirds of the target populations have been reached in recent months. The number of people needing emergency food has sharply increased. Relief food needs in cereals for October-December have increased from 110,000 tons to 245,000 tons.

OVERVIEW OF IMPLEMENTATION

Current estimates are that 273,000 tons are required in the period October-December, of which 200,000 tons have been pledged and should be available on a timely basis. 2003 food aid requirements will range between 1.5 and 2 million metric tons. The first quarter will require between 340,000 and 500,000

tons, which should be committed and shipped by the end of 2002. The second quarter will require even more with needs peaking in mid year, which should be committed and shipped latest during the first quarter of 2003. If these commodities are not available, or come significantly late, vulnerability in terms of visible malnutrition and child mortality will rise rapidly.

WFP Ethiopia's relief commitments will be about 40 percent of requirements. WFP plans to cover 130,000 tons for use in October-December, 180,000 tons for use in January-March 2003, and a further 410,000 tons for the balance of 2003.

Development requirements are strategically important. The development programme works with beneficiaries that would otherwise require relief, and has a strong record of reducing vulnerability. Any reduction in support will increase the numbers of people requiring emergency food distributions. The development programme requires 10,000 tons wheat commitments immediately for use in January-March 2003 and a further 25,000 tons wheat for use in April-June 2003.

Pipeline Warning (month)					
Operation	Cereals	Pulses	Oil	Blended Food	Others
EM OP	December 2002	N/A	Immediate	December 2002	N/A
M ER ET	November 2002	N/A	N/A	N/A	N/A

WFP Country Director: Ms. Georgia Shaver
Email: georgia.shaver@wfp.org

Telephone: +251 1 514425
Fax: +251 1 514433



GREAT LAKES

Title:	Food Aid for Relief and Recovery in the Great Lakes Region
Project number:	PRRO 10062.0
Beneficiaries:	1,120,000
Total cost (US\$):	167,087,444
Total tonnage (MT):	297,950
Period:	August 2001 – January 2003

BACKGROUND INFORMATION

In February 2001, the EB approved a regional Great Lakes PRRO to assist 1.12 million persons severely affected by conflicts in the Great Lakes region consisting of Burundi, Rwanda, Tanzania and Uganda. The regional operation provides food aid to refugees and internally displaced persons, forced to leave their homes as a result of fighting and insecurity that hampers their ability to farm and to meet their daily dietary food requirements. The resulting food insecurity is compounded by structural poverty, adverse climatic conditions and pressure on limited farming land caused by population density.

The PRRO aims to contribute towards the survival and improvement of food security of food insecure populations, through: a) improved and/or stabilized household food availability and nutritional status of target populations; b) increased access of the target populations in Burundi and Rwanda to infrastructure, assets knowledge and skills; and c) enhanced emergency preparedness among stakeholders in the Great Lakes. The major beneficiaries of food aid assistance are IDPs and vulnerable people in Burundi (between 300,000 and 1.1 million). Tanzania has about half a million refugees, mostly Burundians and Congolese.

These are all fully dependent on WFP food aid assistance, while Uganda and Rwanda have smaller refugee populations. Activities in Rwanda also supports returnees and resettled populations with food aid for recovery activities like swamp reclamation and reforestation programs.

OVERVIEW OF IMPLEMENTATION

The PRRO assists about 120,000 malnourished and highly vulnerable children and women in nutritional centres in Burundi, Rwanda and Tanzania, through supplementary and therapeutic feeding activities. However, the food and nutrition security situation continues to be fragile, particularly in Burundi, due to the combined result of increased insecurity, limited food availability, disease, lack of agricultural inputs and reduced access to land. General and targeted food distributions remain the main relief form in Burundi and Uganda. When the peace process progresses, Burundian refugees in Tanzania will be repatriated and recovery activities will replace relief interventions. Rwanda is focusing on rehabilitation and disaster mitigation through food-for-work.

In October, Burundi is projected to have a shortfall of cereals due to increased need for seed protection rations. The Tanzania refugee operation will have a complete break in cereals in mid-January. New contributions to the entire operation are required across the countries to avoid recurrence of previous ration cuts and rises in malnutrition levels.

Pipeline Warning (month)					
Operation	Cereals	Pulses	Oil	Blended Food	Others
GLR COs	January 2003	Immediate	N/A	Immediate	January 2003



IRAN

Title:	Food Assistance and Support for Repatriation of Iraqi and Afghan Refugees in Iran
Project number:	PRRO 6126.00
Beneficiaries:	115,000
Total cost (US\$):	7,937,704
Total tonnage (MT):	26,994
Period:	May 2000 – December 2002

BACKGROUND INFORMATION

Iran is host to more than two-and-half million registered refugees according to the government census of 2001. Many Afghan and Iraqi Arab and Kurdish refugees have been living in Iran for over twenty years. WFP has been assisting the most vulnerable refugees, i.e. those in camps, since 1987.

During October 2001-March 2002, food assistance to Afghan refugees in Iran was incorporated into the Regional EMOP for Afghan refugees and vulnerable populations. However, as of 1 April 2002, the Afghan caseload is being assisted again through PRRO 6126.00. A repatriation agreement was signed on 3 April 2002 in Geneva by the Governments of Iran, Afghanistan and UNHCR. This tripartite agreement, which lays down the main legal and operational framework for the voluntary return of Afghan refugees in Iran, foresees the return of 400,000 refugees in 2002. To date, more than 250,000 refugees have returned to Afghanistan.

OVERVIEW OF IMPLEMENTATION

WFP continues to provide food assistance to approximately 45,000 Iraqi and Kurdish refugees in 22 camps and 30,000 Afghan refugees in seven camps.

Furthermore, up to 7,000 school girls from refugee families are being provided with 4.6 kilograms of vegetable oil on a monthly basis in order to encourage regular class attendance. In accordance with the recommendations of the WFP/UNHCR joint food assessment mission, WFP is taking the necessary steps to provide food assistance for up to 40,000 of the most vulnerable Afghan non-camp refugees. As recommended, this assistance is being initially targetted at Sistan and Baluchistan provinces, which host Afghan settlements with high poverty and low educational/literacy levels. Overall, assistance to Afghan refugees in Iran is focused on repatriation and equipping refugees with skills that would enable them to engage in income generations employment and assist in the reconstruction of their country upon return.

A WFP evaluation mission took place during February 2002. This was immediately followed by a Joint UNHCR/WFP Food Assessment Mission, which assessed the requirements for the coming two years. The outcome of the two missions by way of an evaluation report and a new project document will be presented to the WFP Executive Board in October 2002. The current phase of the operation has been extended through December 2002, while the new phase is planned to commence in January 2003. To meet the requirements of the refugees through December 2002, the PRRO urgently needs contributions of wheat, rice, pulses, vegetable oil and sugar, totaling nearly 3,600 tons.

Pipeline Warning (month)				
Cereals	Pulses	Oil	Blended Food	Others
Immediate	December 2002	November 2002	N/A	December 2002

WFP Country Director: Mr. Marius de Gaay Fortman
Email: marius.degaayfortman@wfp.org

Telephone: +98 21 8097789
Fax: +98 21 8075227



KENYA

Title:	Food Assistance to Somali and Sudanese Refugees	Assistance to Pre-Primary and Primary School Feeding in Arid and Semi-Arid Lands
Project number:	PRRO 6226.00	CP 10009.0 Activity 2
Beneficiaries:	224,000	1,098,236
Total cost (US\$):	85,384,280	35,191,301
Total tonnage (MT):	159,959	75,079
Period:	October 2000 – September 2003	January 2001 – December 2003

BACKGROUND INFORMATION

As a result of civil unrest and military conflicts in Ethiopia, Somalia and southern Sudan in 1991, some 224,000 refugees fled to Kenya and are now living in Dadaab and Kakuma refugee camps in the northern areas of the country. The security situation in southern Sudan and southern Somalia remains volatile, preventing large-scale, voluntary repatriation of refugees. A budget expansion to the PRRO 6226.00 to provide food assistance to an additional 15,000 Somali refugees was approved in August 2002.

The PRRO requires 33,000 tons of food commodities until the end of the programme in September 2003. If donations are not forthcoming, pipeline breaks will lead to reductions of the ration scale (refugees will receive only 1,700 kilocalories per person per day, or 80 percent of the recommended daily intake).

WFP's country programme assists 415,000 primary and pre-primary school children in 1,453 schools with a hot mid-day lunch. The schools are located in 21 arid and semi-arid districts of the country, and in two unplanned urban

settlements in the capital. WFP also supports an Expanded School Feeding Programme, which brings the total beneficiary to just under 1.1 million school children. The Expanded School Feeding Programme's primary objective is to prevent children from dropping out of school due to acute hunger.

OVERVIEW OF IMPLEMENTATION

The maintenance of a regular food pipeline for a wholly dependant and increasing refugee population remains a major challenge. Refugees rely almost entirely on WFP to meet their food needs. WFP also promotes income generating initiatives through the provision of empty sacks and tins. Refugee women sell the empty food aid containers and use the generated funds to start small businesses. In the refugee camps 70,000 school children receive a free, hot mid-morning snack. In addition, the Kenya PRRO provides assistance to vulnerable groups through supplementary and therapeutic feeding programmes within the refugee camps.

The Kenya school feeding programme has a shortfall of 24,435 tons of food for the coming year. Breaks in the pipeline will impact adversely, not only the health of beneficiaries under the school feeding programme, but also their educational development.

Pipeline Warning (month)					
Operation	Cereals	Pulses	Oil	Blended Food	Others
PRRO	March 2003	December 2002	April 2003	March 2003	March 2003
DEV	March 2003	March 2003	March 2003	January 2003	N/A



DEMOCRATIC PEOPLE'S REPUBLIC OF KOREA

Title:	Emergency Assistance to Vulnerable Groups
Project number:	EMOP 10141.0
Beneficiaries:	6,423,600
Total cost (US\$):	218,307,065
Total tonnage (MT):	612,202
Period:	January – December 2002

BACKGROUND INFORMATION

The combination of economic decline and natural disasters in the Democratic People's Republic of Korea since 1995, have compromised national food security. Although the unprecedented volume of food aid has helped ease the situation, the country still faces a precarious food outlook. The Consensus Statement issued in December 1999 by UN agencies, NGOs and donor agencies in DPRK indicated that: "Malnutrition, safe water, adequate sanitation and public health in general remain serious problems to be addressed".

The FAO/WFP crop and food supply assessment mission carried out in September/October 2001 found a substantial recovery compared to the previous year's low outputs. However, production was below minimum food needs. The special FAO/WFP crop and food supply assessment mission (June 2002) report noted that the worst affected continue to be urban households, in particular children, pregnant and nursing women and the elderly.

The Government agreed on a follow-up nutrition survey in 2002 to assess the nutritional status of its population. The Protocol for the implementation of the survey was signed on August 22.

Starting in July, the DPRK Government enacted a set of economic reforms by increasing wages and prices of staple foods. Prices of staple foods have been largely brought in line with prices at the farmers' markets. Costs for accommodation and utilities have also increased. With wage increases not uniform across all sectors, these change might have a proportionately serious impact on the food security situation for urban populations in areas where once heavy industrial activity has diminished or ceased, especially in the northeast.

OVERVIEW OF IMPLEMENTATION

The food assistance continues to be targeted to the most vulnerable groups. Priority has been given to urban populations and, in particular, those living in food insecure provinces, mainly in the northeast regions. WFP currently has access to 163 of the 206 counties.

Pipeline shortages, which seriously impacted WFP's activities since the second quarter of 2002, continue to cause concern for the remainder of this year. From May, WFP had to suspend regular distributions of food to secondary school children and was unable to commence lean season distributions for the elderly and caregivers at institutions.

To meet its needs for all beneficiary groups for the remainder of the year, WFP requires additional pledges totaling 72,011 tons of cereals.

Pipeline Warning (month)				
Cereals	Pulses	Oil	Blended Food	Others
Immediate	N/A	N/A	N/A	January 2003

WFP Country Director: Mr. Richard Corsino
Email: rick.corsino@wfp.org

Telephone: +850 2 3817 221
Fax: +850 2 3817 639



MAURITANIA

Title:	Emergency Food Assistance to Vulnerable Populations Affected by Crop Deficits During the 2001/2002 Agricultural Campaign
Project number:	EMOP 10147.0
Beneficiaries:	246,500
Total cost (US\$):	7,485,727
Total tonnage (MT):	16,231
Period:	April – December 2002

BACKGROUND INFORMATION

After two consecutive years of drought, in January 2002, parts of Mauritania were struck by torrential rains, which caused severe flooding and the risk of an unprecedented food crisis. Following an appraisal mission in January/February, in late March 2002 WFP approved a US\$ 7.5 million emergency operation targeting 246,500 beneficiaries with 16,231 tons of food.

OVERVIEW OF IMPLEMENTATION

The objectives of this EMOP are to improve the nutritional status of the most vulnerable and to strengthen coping mechanisms that promote recovery and household food security. This will be implemented in parallel with WFP rural development and food security activity, within the framework of the country programme.

Beneficiaries are divided into two groups. The first group consists of 64,200 drought victims and 6,500 primary school children (assisted through school canteens) in the most seriously affected areas of the Aftout region, who will receive a full ration of cereals, pulses and vegetable oil for 6 months. A second

group of 175,800 beneficiaries in the Aleg valley, along the Senegal river and the South of two Hodhs will only receive a ration of cereals for 4 months during the lean period leading up to the next harvest.

WFP ensures targeted food distributions to the beneficiaries through WFP food monitors, with the assistance of a national consultant, local authorities and NGOs' participation. Monthly co-ordination meetings are held with all involved partners in order to improve the quality of the monitoring. The start of distribution had to be delayed due to the slow donor response. This operation is currently facing a shortfall of US\$ 5.2 million, or about 71 percent of its food requirements. On 1 September the Government of Mauritania declared a state of emergency and made an appeal to the international community for 37,000 tons of cereals and 14,000 tons of complementary foods.

In light of the current evolution of the agricultural season in the western Sahel region, WFP plans to launch a regional emergency operation targeting over a million people, with Mauritania at its "epicentre". This EMOP will also cover Gambia, Senegal and Cape Verde.

FAO/CILSS crop evaluation missions and WFP vulnerability assessment missions will be fielded in October in the four above-mentioned countries, and will serve as a basis for the preparation of the regional emergency operation.

Pipeline Warning (month)				
Cereals	Pulses	Oil	Blended Food	Others
November 2002	Immediate	Immediate	Immediate	Immediate



PAKISTAN

Title:	Assistance to Afghan Refugees	Assistance to Girls' Primary Education	Promoting Safe Motherhood
Project number:	EM OP 10228.0	CP 10091.0 Activity 1	CP 10091.0 Activity 2
Beneficiaries:	288,000	144,000	388,500
Total cost (US\$):	23,909,316	7,800,000	5,000,000
Total tonnage (MT):	64,665	9,272	5,750
Period:	October 2002 – September 2003	January 2002 – June 2004	January 2002 – June 2004

BACKGROUND INFORMATION

WFP has been providing food assistance to Afghan refugees in Pakistan since 1996, under various phases of emergency operations, including the Regional EMOP 10126.0 for Afghanistan. A UNHCR/WFP joint food assessment mission (JFAM) conducted in May-June 2002 concluded that food assistance to the refugees in the camps should be continued for another year, as they are unlikely to repatriate soon due to the unpredictability of the political environment in Afghanistan.

Pakistan's female literacy and school enrolment rates are among the lowest in the world. An estimated 76 percent of the female adult population is illiterate. Poverty is the major reason for girls' exclusion from education. The maternal and infant mortality rates in Pakistan are one of the highest in the world, resulting from the fact that women in poor communities have very limited access to health services.

OVERVIEW OF IMPLEMENTATION

The new EMOP 10228.0 has been designed to assist a caseload of 288,000 Afghan refugees, including 23,000 highly vulnerable children and women. WFP assistance is the only source of food for these refugees and a break in the food pipeline, expected in November, would have grave consequences, possibly leading to the breakdown of law and order in the camps.

Under country programme Activity 1, girls receive one 4-litre tin of oil every month, provided they attend school for a minimum of 20 days each month. Activity 2 uses a 4-litre tin vegetable oil as an enabler for pregnant and nursing women to attend health facilities to obtain health care for themselves and their infants at two critical antenatal and two postnatal 'milestones'. Both activities have been dramatically successful in raising enrolment and attendance rates even in tradition-bound areas. The government funding commitment, which requires a lengthy approval procedure, is already in place for the duration of the activities up to June 2004.

Pipeline Warning (month)					
Operation	Cereals	Pulses	Oil	Blended Food	Others
10228.0	November 2002	November 2002	November 2002	November 2002	November 2002
Act. 1	N/A	N/A	December 2002	N/A	N/A
Act. 2	N/A	N/A	December 2002	N/A	N/A

WFP Country Director: Mr. Germán Valdivia
Email: german.valdivia@wfp.org

Telephone: +92 51 2651448
Fax: +92 51 2651070



PALESTINIAN TERRITORY

Title:	Emergency Food Assistance to Victims of Conflict in the Palestinian Territory
Project number:	EMOP 10190.0
Beneficiaries:	500,000
Total cost (US\$):	18,341,565
Total tonnage (MT):	41,217
Period:	May – December 2002

BACKGROUND INFORMATION

Economic and social conditions in the West Bank and Gaza have been in a state of deep crisis during the past 24 months. According to a World Bank study published in March 2002, 45-50 percent of the Palestinian population live below the poverty line (US\$ 2 per person per day). The escalation of hostilities and the recent military incursions and siege of Palestinian towns and villages, particularly in the West Bank, have exacerbated the humanitarian crisis. The population's access to food and basic necessities has been severely curtailed. Malnutrition rates are rising, especially among the most vulnerable, i.e. children under five years of age, lactating and pregnant women and the elderly.

OVERVIEW OF IMPLEMENTATION

The main objective of this operation is to meet the immediate basic food requirements and provide an income support to the poorest households from among the non-refugee population, who are severely affected by the crisis and the damage resulting from the recent military incursions. It will also contribute to improving the nutritional status of vulnerable groups, namely children and expectant/ lactating women, as well as patients in hospitals and residents of

social institutions. WFP emergency food assistance will cover a total of 500,000 beneficiaries in West Bank and Gaza, including 360,000 persons (70,000 households) classified as hardship cases, 130,000 poor and destitute people, mainly unskilled workers, who have been unemployed for over one year, and 10,000 persons in hospitals and social institutions. In addition to the basic food ration, 6,000 beneficiaries from the latter group will also receive supplementary food.

WFP is chairing a food crisis management group with membership from concerned UN agencies, international and national NGOs as well as representatives of major donors. Implementing partners and counterparts are the Palestinian Ministry of Social Affairs, Catholic Relief Services, Corporate Housing Foundation (CHF) and the Palestinian Agricultural Relief Committee (PARC). WFP will be also providing 11,200 tons of food to the International Committee of Red Cross to assist 180,000 non-refugees in the rural areas of the West Bank.

Due to a weak pipeline, WFP has not been able to provide a complete food basket to the beneficiaries in any month since the start of the EMOP. Stocks of wheat flour are expected to deplete in November, while shortfalls of other commodities are already being experienced. Contributions are urgently sought in order to address this humanitarian emergency.

Pipeline Warning (month)				
Cereals	Pulses	Oil	Blended Food	Others
November 2002	Immediate	N/A	Immediate	N/A

WFP Country Director: Mr. Jean-Luc Siblot
Email: jean-luc.siblot@wfp.org

Telephone: +972 2 5401340
Fax: +972 2 5401453



Title:	Support to Primary Education in Food Insecure Regions of Rwanda
Project number:	DEV 10076.0
Beneficiaries:	170,000
Total cost (US\$):	6,107,864
Total tonnage (MT):	8,938
Period:	1 September 2001 - 31 August 2003

BACKGROUND INFORMATION

The educational system was devastated during the genocide of 1994 and is still in the recovery stage. It is estimated that over 30 percent of all primary schools were destroyed, and more than 3,000 primary school teachers were killed or fled the country.

In food insecure areas of the country, severe food shortages and the poor health and hunger of primary school age children exacerbate general education problems. Children are often absent from school or drop out altogether to look for food or income. Sometimes, they are too hungry and too physically weak to go to school. Many students who suffer from chronic or short-term hunger either dropout before the end of the school term, or fail to pass onto the next year.

OVERVIEW OF IMPLEMENTATION

The main objective of DEV 10076.0 is to contribute to national efforts in rebuilding Rwanda’s human resource base, particularly the primary education system and to support the goal of providing universal access to school by 2010.

To this effect, DEV 10076.0 aims to increase enrolment and attendance, reduce dropout rates and improve the learning capacity in primary schools, paying special attention to girls, orphans and other vulnerable children by ensuring adequate food intake.

The project provides up to 170,000 pupils with one daily hot meal of maize meal, beans, oil and salt. The meal acts as an incentive for parents to enroll and retain their children in school, and is an incentive for the children themselves to come to school. Take-home rations are given to girls attending primary grades 4 through 6, provided they are not absent for more than 3 days per month. Each girl’s family receives 3.6 kg of oil monthly. The project expects to increase participation, capacity and motivation of communities and families to ensure that their children are educated.

The operation was approved in June 2001. However, the late arrival of resources delayed the implementation of the project that year. Consequently, the first distribution commenced only in February 2002. To date, the project has received contributions amounting to 22 percent of the planned commitment. The project will not be able to reach all 170,000 beneficiaries unless further contributions are received.

Pipeline Warning (month)				
Cereals	Pulses	Oil	Blended Food	Others
January 2003	Immediate	N/A	N/A	December 2002

WFP Country Director: Mr. David Stevenson
 Email: david.stevenson@wfp.org
 Telephone: +250 87624
 Fax: +250 87625



SOUTHERN AFRICA REGIONAL

Title:	Southern Africa Crisis Response
Project number:	EMOP 10200.0
Beneficiaries:	10,255,850
Total cost (US\$):	507,273,091
Total tonnage (MT):	992,459
Period:	1 July 2002 – 31 March 2003

BACKGROUND INFORMATION

Clear signs of a rapidly worsening food security situation and indications of a potential deterioration in health and nutrition were highlighted by the joint FAO/WFP crop and food supply assessments in Lesotho, Malawi, Mozambique, Swaziland, Zambia and Zimbabwe (April – May 2002). The cereals requirement for external food aid to the region was estimated at 1.2 million tonnes for some 12.8 million persons through March 2003. Findings from the emergency food security assessments released by the SADC in September reconfirmed the severity of the regional food crisis and suggested that the number of people requiring emergency food aid (cereals) has increased to 14.4 million. The contributing factors are many and vary from country to country, as does the severity of the crisis. Among the principal factors are a mix of drought, floods, disruptions to commercial farming, the absence of effective food security and governance policies, depletion of strategic grain reserves, poor economic performance, foreign exchange shortages and delays in the timely importation of maize.

Nutritional surveys in selected areas have indicated pockets of increased wasting and with a particular increase in severe acute malnutrition. The food crisis is progressively worsening as the year advances.

OVERVIEW OF IMPLEMENTATION

While contributing towards saving lives and livelihoods, the Regional EMOP aims to: prevent severe food shortages at household level that could lead to deterioration of nutritional status and starvation; safeguard the nutritional well being of vulnerable such as children, expectant and nursing women, people living with HIV/AIDS and prevent distress migration from affected areas to urban centres and neighbouring countries. General food distribution (GFD) and food-for-work (FFW) will provide a contribution to the household food basket for some 9.9 million beneficiaries during the most critical period (December/02 to March/03). This figure will need to be adjusted upwards based on findings from the recent vulnerability assessments.

Complementary activities will provide support to a total of 2,740,700 people of which 342,850 are in addition to those already receiving assistance through the GFD/FFW. Malnourished children and expectant and nursing women at risk of malnutrition will be targeted through selective feeding programs across the countries. Vulnerable groups, as a supplement to general food distribution and food-for-work in Zimbabwe and Mozambique, will receive support through targeted activities related to HIV/AIDS and nutritional risk factors. Given the increasing school dropout rates, further attention to emergency school feeding efforts is needed. WFP has developed individual country level implementation arrangements with governments, donors and both local and international implementing partners.

Pipeline Warning (month)				
Cereals	Pulses	Oil	Blended Food	Others
January 2003	January 2003	January 2003	N/A	January 2003



SRI LANKA

Title:	Relief and Recovery Assistance to Internally Displaced People in Sri Lanka
Project number:	PRRO 10067.0
Beneficiaries:	217,030
Total cost (US\$):	19,659,704
Total tonnage (MT):	55,794
Period:	January 2002 – December 2004

BACKGROUND INFORMATION

The human suffering and displacement arising from 19 years of armed conflict in Sri Lanka are considerable. It is estimated that over 64,000 lives have been lost and more than 800,000 people have been displaced and continue to bear the brunt of destruction and tremendous physical and psychological hardship. In addition, local host communities have been adversely affected by supporting large numbers of displaced people with limited local resources.

The signing of a cease-fire agreement by both parties to end this two decade old conflict in February of this year, as well as other positive developments moving towards peace talks in Thailand in September, have created an atmosphere of optimism and have led in the first 8 months of this year to the spontaneous return of about 160,000 IDPs. WFP is currently expanding its activities to the host communities of these returning IDPs in an effort to support community-based food-for-work schemes to rehabilitate damaged or neglected basic community infrastructure.

OVERVIEW OF IMPLEMENTATION

The core objective of the PRRO is to provide food assistance to cover the food gap of the most vulnerable conflict-affected people. It entails relief food rations and

recovery activities, complementing government's efforts aimed at restoring self-reliance. The strategy of the PRRO is to support peace-building initiatives through rehabilitation and recovery activities that will concentrate on food-for-work community-based schemes targeting local host populations, especially in areas of IDP return. It is also providing a safety-net for most vulnerable conflict-affected people. A much-expanded supplementary feeding programme targeting children from 6 to 36 months old and expectant and nursing women, complemented by nutrition education, is commencing only slowly due to lack of corn soya blend (CSB). Vocational skills development, for income-generating activities, is another component that enhances greater livelihood opportunities. Food is also being used as an incentive to increase children's participation in psychosocial programmes, which provide basic catch-up schooling and counselling services. WFP and UNICEF are contemplating collaboration for an emergency type education and school feeding assistance in the North under this PRRO.

Although the commodity pipeline has improved in recent months, there is an urgent need for cereals. In addition, due to a break in the pipeline earlier in the year, the government agreed to backstop the dry ration distribution to the IDPs until WFP's resource situation in country had improved. The expansion of the food-for-work schemes to about one hundred sites in the North will require additional rice, pulses and sugar. A budget revision has been submitted to the October Session of the Executive Board in this regard.

Pipeline Warning (month)				
Cereals	Pulses	Oil	Blended Food	Others
December 2002	June 2003	N/A	March 2003	May 2003

WFP Country Director: Mr. Jeff Taft-Dick
Email: jeff.taft-dick@wfp.org

Telephone: +94 1 508919
Fax: +94 1 502468



SUDAN

Title:	Emergency Food Assistance to Sudanese Populations Affected by War and Natural Disasters
Project number:	EMOP 10048.1
Beneficiaries:	1,270,000
Total cost (US\$):	132,815,266
Total tonnage (MT):	160,806
Period:	April 2002 – March 2003

BACKGROUND INFORMATION

Sudan is a least developed, low-income food-deficit country, which has been severely affected by civil war throughout the past two decades. Recurrent drought and frequent floods have compounded the damaging effects of the conflict. Outbreaks of fighting and mass population displacements continue. Efforts to bring about durable peace have not been successful to date. Consequently, the war-affected, the displaced and those unable to cope with the damaging effects of the drought continue to need relief food assistance for their survival.

The food security situation in Sudan is characterized by low agricultural production, depleted assets and limited access to food, causing large-scale malnutrition. Malnutrition rates, up to 25 percent, have been registered in areas of continuous fighting and displacement where effective food aid interventions have been hampered.

OVERVIEW OF IMPLEMENTATION

The main objectives of the EMOP are to save lives, improve and sustain the nutritional status of vulnerable populations, promote peace building and self-reliance, prevent distress migration and bridge existing gender gaps. EMOP

10048.1 is part of the 2002 consolidated appeals process. Food distribution is handled directly by WFP or through NGOs. Supplementary and therapeutic feeding is carried out by NGOs, supporting children under five years of age, expectant and nursing women as well as other vulnerable groups. The EMOP also provides for emergency school feeding, particularly in IDP camps.

As at the end of September 2002, donor contributions amounted to 110,139 tons, representing 68 percent of the above requirement. Unless donors make firm commitments and commodities are pre-positioned very soon, the EMOP will run out of all commodities.

Continuous fighting and insecurity, coupled with restrictions on UN Flights to several locations during the past months have impeded access and timely distribution of food aid to severely food-insecure people. Despite these constraints, over one million beneficiaries per month were reached during the lean season, when food assistance was needed most, though reduced rations were provided in several instances, due to late availability of commodities. With the impending peace talks leading to a possible peace process (the Machakos talks), it is foreseen that the area covered by the EMOP will be enlarged further, as inaccessible conflict areas become reachable. This is at a time when food assistance is critically needed.

Pipeline Warning (month)				
Cereals	Pulses	Oil	Blended Food	Others
January 2003	Immediate	Immediate	Immediate	Immediate



UGANDA

Title:	Targeted Food Assistance for Relief and Recovery of Refugees, Displaced Persons and Vulnerable Groups
Project number:	PRRO 10121.0
Beneficiaries:	1,029,415
Total cost (US\$):	102,973,763
Total tonnage (MT):	175,645
Period:	April 2002 – March 2005

BACKGROUND INFORMATION

Destruction of villages, abductions of children and looting of household property and food due to violent rebel incursions have resulted in large-scale displacement of rural people in Gulu, Kitgum and Pader districts, in Uganda's northern Acholi region bordering Southern Sudan. Some 500,000 internally displaced people live in protected camps while the Ugandan army is at war with the Lord's Resistance Army (LRA). In the remote western district of Bundibugyo, IDPs formerly displaced by the rebels of the Allied Democratic Forces were in 2002 resettled back home in their villages, thanks to the return of peace to this area bordering the DRC. In addition, Uganda hosts some 157,000 Southern Sudanese refugees, who have fled the civil war in Southern Sudan.

OVERVIEW OF IMPLEMENTATION

Northern Uganda is currently experiencing the worst atrocities against civilians since the height of the LRA rebellion in 1996/1997. Groups of rebels have scattered throughout the Acholi region and infiltrated Adjumani district in West Nile, after the LRA were flushed from their bases in Southern Sudan following

an offensive of the Ugandan army in collaboration with the Government of Sudan forces in June 2002.

The renewed rebel attacks on IDP camps and rural villages have resulted in a dramatic shock to the food acquisition strategy of the IDPs. Whereas previously displaced people were able to access 70 percent of their basic food needs from their own production and casual labour, they are now almost entirely dependant on WFP relief food for survival. Visible malnutrition in the camps is apparent among young children in particular, following a break in food distributions due to insecurity in June 2002. WFP has responded by adding CSB to the ration as of July in order to address the rise in childhood malnutrition. Due to lack of resources, cereal and oil rations have been reduced to 70 percent.

Sudanese refugees have also been targeted by the rebel attacks with the displacement of 24,000 refugees in Pader district following the violent attack on Achol Pii Refugee Camp in August 2002. The refugees are currently in a transit camp in Masindi awaiting resettlement to a safe site. WFP has responded by providing emergency food assistance to displaced refugees under the PRRO. Moyo, Kitgum and Pader districts have been hit by prolonged dry spells resulting in widespread crop failure and subsequent hunger. The PRRO is in desperate need of food or cash resources in order to meet the urgent food needs of a growing target population at risk of severe hunger.

Pipeline Warning (month)				
Cereals	Pulses	Oil	Blended Food	Others
Immediate	Immediate	Immediate	November 2002	January 2003

WFP Country Director: Mr. Ken Davies
Email: ken.davies@wfp.org

Telephone: +256 31 242440
Fax: +256 31 260873



WEST AFRICA COASTAL

Title:	Targeted Food Assistance for Relief and Recovery of Refugees, Internally Displaced Persons and Returning Refugees in Guinea, Sierra Leone, Liberia and Côte d'Ivoire
Project number:	10064.1
Beneficiaries:	789,430 (including 50,000 contingency caseload)
Total cost (US\$):	USD 56,817,004
Total tonnage (MT):	98,792
Period:	1 January – 31 December 2003

BACKGROUND INFORMATION

The political and security situation in the West Africa Coastal region has been in a state of deep crisis for many years. Liberia is once again at the centre of a conflict that could spread within the region. With no sustainable political solution in sight in Liberia, the humanitarian situation is expected to remain critical through 2003 and the prospects for recovery in Guinea and Sierra Leone are likely to suffer as a result. Moreover, the security conditions in Côte d'Ivoire have deteriorated dramatically in September with regional humanitarian consequences. In 2003, WFP plans to continue its assistance, focussing on emergency food needs within the West Africa Coastal region. Côte d'Ivoire will be integrated in the regional operation in response to the large new influx of refugees seeking asylum there since the beginning of 2002.

These population displacements compounded by insecurity have been the major factors underlying causes of food insecurity in the region throughout the past ten years, thereby adding considerable strain on the population's limited coping mechanisms.

OVERVIEW OF IMPLEMENTATION

WFP's primary response to the dramatic plight of IDPs and refugees will continue to be channelled through the regional PRRO (January-December 2003). The rationale for providing WFP food assistance through the proposed PRRO is to save lives through the provision of an adequate ration to population groups who have been affected by recent fighting as well as to other vulnerable populations who remain either refugees or IDPs as a result of the protracted regional crisis and to help consolidate the recent progress achieved in economic and political stability – particularly in Sierra Leone – by ensuring that, during a transition period, recent returnees and returnee communities receive enough basic humanitarian assistance to allow them to take the first steps towards sustainable resettlement and recovery.

With the aim of addressing the problem of sexual exploitation of refugee children and women, WFP have put in place a series of corrective measures, including the adoption of a joint UN code of conduct (which stipulates the termination of employment in case of sexual exploitation and abuse), accompanied by training and sensitisation sessions for all staff, and the strengthening of the food post-distribution monitoring through the appointment of new female field monitors and the redeployment of existing staff. The need for further action by WFP and all partners will be reviewed once the report by the UN Office of Internal Oversight Service is finalised.

Pipeline Warning (month)				
Cereals	Pulses	Oil	Blended Food	Others
January 2003	January 2003	January 2003	January 2003	January 2003

WFP Regional Director: Mr. Manuel Aranda da Silva
Email: manuel.arandadasilva@wfp.org

Telephone: +221 8423565
Fax: +221 8423562



YEMEN

Title:	Nutrition Support to Malnourished Women and Children	Promotion of Access to Primary Education for Girls
Project number:	CP 10137.0 Activity 1	CP 10137.0 Activity 2
Beneficiaries:	19,734	104,400
Total cost (US\$):	1,237,000	31,378,000
Total tonnage (MT):	22,800	82,500
Period:	June 2002 – May 2007	June 2002 – May 2007

BACKGROUND INFORMATION

Yemen is a food-deficit, least developed Country. It is among the world's poorest, both in terms of per capita gross national product, estimated at US\$ 369 in 1999, and quality of life. The poverty survey conducted by the government in 1999 showed that 27 percent of the population lived below the food poverty line.

In Yemen, gross primary school enrolment rate for girls is 40 percent, compared to 76 percent for boys. In rural areas, the enrollment rate for girls is 38 percent, compared to 80 percent in urban areas. Dropout and repetition are generally high. While this poor performance is mainly attributable to the quality of teaching and inadequate education environment, poverty and food insecurity at the household level contribute to its magnitude.

OVERVIEW OF IMPLEMENTATION

WFP is providing food assistance to vulnerable women and children through Mother and Child Health (MCH) centres in 84 food-insecure districts identified

by the Vulnerability Assessment and Mapping (VAM) study which analysed the results of the poverty survey. These districts have high rates of stunting, low birth weight babies and infant mortality. A Project Management Unit from the Ministry of Health and Population is in charge of implementing the project. MCH centres are adequately equipped to provide health services and health/nutrition education, including hygiene, reproductive health and weaning food preparation. Over the five years period, the activity will target some 74,800 pregnant and nursing women, 46,100 malnourished children under five years of age, as well as 3,700 tuberculosis and leprosy out patients.

WFP is also targetting schools in 84 food-insecure districts identified by the VAM study. These districts have generally low enrolment rates and a high enrolment gender gap in favor of male students. A Project Management Unit from the Ministry of Health and Population is in charge of implementing the project. Over the 5-year period, the activity will target an average of 104,400 girls per year.

Commodities resourced for 2002 fall short of the expected allocation by 4,712 tons. While they will cover distribution needs for the next several months, it is very important to note that an adequate and regular pipeline is essential throughout the 5-year duration of the Country Programme, if the latter is to meet its objectives.

Pipeline Warning (month)					
Operation	Cereals	Pulses	Oil	Blended Food	Others
Act 1	Immediate	N/A	N/A	N/A	N/A
Act 2	Immediate	N/A	Immediate	N/A	N/A

WFP Country Director: Ms. Naila Sabra
Email: naila.sabra@wfp.org

Telephone: +967 1 448895
Fax: +967 1 448729

2002 Contributions* to WFP (as at 15 October 2002)

TOP DONORS	Total Amount (US\$)	Development (US\$)	Emergency (US\$)	IRA (US\$)	PRRO (US\$)	SO (US\$)	Others** (US\$)
USA	846 325 973	65 045 559	496 813 233	50 000	274 931 834	9 203 829	281 518
EC	148 964 133	-	93 158 402	-	41 171 934	1 913 641	12 720 156
JAPAN	63 348 396	555 340	26 811 769	400 000	35 016 284	-	565 003
UK	56 523 338	1 567 286	43 174 499	493 790	1 639 728	2 505 178	7 142 857
GERMANY	48 114 457	20 967 800	16 715 396	-	8 613 092	712 394	1 105 775
NETHERLANDS	44 375 767	-	22 837 103	2 992 958	16 921 664	361 011	1 263 031
AUSTRALIA	41 081 794	13 019 716	16 526 705	-	11 510 373	-	25 000
NORWAY	37 909 976	24 585 884	4 047 640	1 989 390	6 027 707	893 523	365 832
DENMARK	33 432 339	23 601 068	5 770 396	-	2 989 086	-	1 071 789
CANADA	31 406 975	14 643 685	8 124 866	1 863 354	3 416 477	2 770 323	588 270
SWEDEN	31 062 404	-	14 325 140	2 419 315	10 236 019	3 805 931	275 999
ITALY	21 905 105	5 053 974	8 768 665	-	1 905 495	-	6 176 971
SWITZERLAND	16 434 163	2 095 165	5 408 913	1 236 216	6 824 598	644 228	225 043
KOREA, REP OF	15 903 086	100 000	15 803 086	-	-	-	-
FINLAND	14 306 309	7 942 906	4 607 388	490 364	962 379	-	303 272
FRANCE	13 971 598	1 368 091	1 859 143	-	10 274 259	-	470 105
BELGIUM	8 290 010	434 097	3 510 943	132 358	3 942 118	-	270 494
IRELAND	8 257 764	854 040	4 452 600	462 021	2 397 502	91 601	-
INDIA	7 439 067	-	7 439 067	-	-	-	-
LUXEMBOURG	2 407 649	392 542	1 524 431	-	490 676	-	-
AUSTRIA	2 064 156	1 293 331	-	-	770 825	-	-
OMAN	2 000 000	-	2 000 000	-	-	-	-
SPAIN	1 901 386	-	1 796 730	-	-	-	104 656
CHINA	1 250 000	1 250 000	-	-	-	-	-
SAUDI ARABIA	999 999	-	999 999	-	-	-	-
NEW ZEALAND	753 849	355 069	148 780	-	250 000	-	-
CUBA	619 693	-	367 823	-	251 870	-	-
FAROE ISLANDS	329 412	-	329 412	-	-	-	-
ANDORRA	67 924	19 000	48 924	-	-	-	-
HUNGARY	65 000	65 000	-	-	-	-	-
SOUTH AFRICA	43 365	-	43 365	-	-	-	-
JORDAN	42 002	42 002	-	-	-	-	-
ERITREA	35 000	-	35 000	-	-	-	-
SINGAPORE	20 000	-	20 000	-	-	-	-
SLOVAKIA	15 000	15 000	-	-	-	-	-
ICELAND	11 363	-	11 363	-	-	-	-
PERU	7 000	7 000	-	-	-	-	-
DOMINICAN REPUBLIC	4 000	-	-	-	4 000	-	-
MOROCCO	2 154	2 154	-	-	-	-	-
OTHERS/PRIVATE	4 349 849	474 172	3 348 567	-	499 878	27 232	-
	1 506 041 455	185 749 881	810 829 348	12 529 766	441 047 798	22 928 891	32 955 771

* Contributions excluding bilaterals.

** Others: includes non standard contributions, JPOs, and contributions for which the donor has not yet confirmed the allocation.

*For any questions regarding this document,
please contact the focal points listed below:*

G. Jerger – **Tel.: (00 39) 06-6513 2501**
email: gordana.jerger@wfp.org

J. Suvanto – **Tel.: (00 39) 06-6513 2140**
email: janne.suvanto@wfp.org