

## 2005 Estimated Food Needs and Shortfalls for WFP Operational Activities



<http://www.wfp.org/YellowPages>



United Nations  
World Food  
Programme

14 January 2005

## TABLE OF CONTENTS

<b>RELIEF AND SPECIAL OPERATIONS WITH CRITICAL SHORTFALLS</b> .....	3
<b>2005 OVERVIEW</b> .....	5
<b>SPECIAL SECTION – NATURAL DISASTERS WATCH AND POTENTIAL FOOD CRISES</b> .....	8
<b>EMERGENCY OPERATIONS</b> .....	10
<b>PROTRACTED RELIEF AND RECOVERY OPERATIONS</b> .....	12
<b>STATUS OF 2005 RELIEF FOOD AID NEEDS AND SHORTFALLS</b> .....	14
<b>DEVELOPMENT, REHABILITATION AND DISASTER PREPAREDNESS</b> .....	17
<i>Table: Status of 2005 Development Activities Needs and Shortfalls</i> .....	19
<b>SPECIAL OPERATIONS</b> .....	21
<i>Table: Special Operations 2005 Needs and Shortfalls</i> .....	24
<b>IMMEDIATE RESPONSE ACCOUNT</b> .....	26
<i>Table: 2004 IRA Allocations</i> .....	28
<i>Table: 2005 IRA Allocations</i> .....	29
<i>Table: Contributions to the IRA</i> .....	30
<b>COUNTRY PAGES: OVERVIEW OF SELECTED OPERATIONS</b> .....	31
<b>2004 CONTRIBUTIONS TO WFP OPERATIONAL ACTIVITIES</b> .....	61
<b>2005 CONTRIBUTIONS TO WFP OPERATIONAL ACTIVITIES</b> .....	64

## WFP RELIEF OPERATIONS<sup>(1)</sup> WITH CRITICAL SHORTFALLS

(As at 14 January 2005)

Type of Operation	Recipient	Project Number	Project Title	Estimated End Date	Planned Beneficiaries in 2005	Beneficiary Needs <sup>(2)</sup> in 2005		Resources to Raise <sup>(3)</sup> in 2005		2005 Shortfall <sup>(4)</sup> as at 14 January 2005	
						Quantity	Value	Quantity	Value	Quantity	Value
						(MT)	(US\$ mill)	(MT)	(US\$ mill)	(MT)	(US\$ mill)
EMOP	Bangladesh	10380.0	Assistance to Flood-Affected People	19.08.2005	2,000,000	116,787	43.0	92,326	33.5	92,326	33.2
	Eritrea (6)	10261.1	Emergency Food Assistance to Victims of Crop Failure and Drought	31.03.2005	840,000	100,744	47.0	43,874	21.3	43,874	20.0
	Iraq (7)	10360.0	Assistance to Primary School Children and Vulnerable Groups	31.08.2005	1,800,200	67,078	64.2	54,104	53.5	54,104	53.5
	Korea, Democratic Rep. of	10141.3	Emergency Assistance for Vulnerable Groups	31.12.2005	6,521,000	504,000	202.4	504,000	202.4	504,000	202.4
	Sudan	10048.3	Food Assistance to Populations Affected by War and Drought	31.12.2005	3,230,951	267,899	301.6	257,909	290.7	257,172	289.5
	Sudan	10339.1	Food Assistance to Population Affected by War in Greater Darfur	31.12.2005	2,400,000	453,216	438.2	171,329	186.9	149,599	179.4
<b>EMOP Sub-total</b>					<b>16,792,151</b>	<b>1,509,724</b>	<b>1,096.4</b>	<b>1,123,542</b>	<b>788.3</b>	<b>1,101,075</b>	<b>778.0</b>
PRRO	Afghanistan (7)	10233.0	Food Assistance to Re-establish Livelihoods and Household Food Security	30.09.2005	5,563,238	302,012	170.6	204,991	109.2	185,901	100.9
	Angola	10054.2	Support to Return and Resettlement	31.12.2005	1,127,500	125,465	83.5	76,513	50.6	76,001	45.3
	Azerbaijan	10168.0	Targeted Food Assistance for Relief and Recovery of Displaced Persons and Vulnerable Groups	31.12.2005	126,000	12,414	6.3	10,549	5.4	8,019	3.9
	Central America Regional	10212.0	Targeted Food Assistance to People Affected by Shocks and for the Recovery of Livelihoods	28.02.2006	690,000	46,719	23.3	38,799	19.1	37,896	18.8
	Colombia (5)	10366.0	Assistance to Persons Displaced by Violence	31.03.2007	499,000	19,249	13.1	19,249	13.1	19,249	13.1
	Congo, Democratic Rep. of	10288.0	Protracted Relief and Recovery Operation for Populations Affected by Armed Conflict	31.12.2005	1,260,000	81,423	72.1	53,983	47.5	46,217	41.1
	Côte d'Ivoire Crisis Regional	10372.0	Côte d'Ivoire Crisis and Regional Impact	31.12.2005	922,500	33,933	28.2	33,933	28.1	33,677	27.3
	Ethiopia	10362.0	Enabling Livelihood Protection and Promotion	31.12.2007	3,800,000	494,011	274.6	475,501	262.6	475,501	262.6
	Great Lakes Regional	10062.1	Relief and Recovery in the Great Lakes Region	31.01.2006	1,055,640	144,195	82.1	96,643	55.0	95,258	53.7
	Kenya	10258.0	Food Assistance for Somali and Sudanese Refugees	30.09.2005	230,358	39,844	23.9	28,082	16.4	28,082	16.3
	Southern Africa Regional	10310.0	Assistance to Populations in Southern Africa Vulnerable to Food Insecurity and the Impact of HIV/AIDS	31.12.2007	3,268,233	237,217	142.8	173,206	106.8	148,789	105.2
	Tajikistan (7)	10231.0	Assistance to Food-Insecure Households and Recovery Operations	30.06.2005	638,400	67,747	35.7	58,451	30.7	58,451	30.7
	Uganda (5)	10121.1	Targeted Food Assistance for Relief and Recovery of Refugees Displaced People and Vulnerable Groups	31.03.2008	1,917,747	160,018	85.8	160,018	85.8	160,018	85.8
	West Africa Coastal	10064.3	Post-Conflict Transition in the West Africa Coastal Region	31.12.2006	1,460,655	120,526	91.8	99,065	75.7	85,018	73.9
<b>PRRO Sub-total</b>					<b>22,559,271</b>	<b>1,884,773</b>	<b>1,133.7</b>	<b>1,528,983</b>	<b>906.0</b>	<b>1,458,077</b>	<b>878.5</b>
<b>Grand Total</b>					<b>39,351,422</b>	<b>3,394,497</b>	<b>2,230.1</b>	<b>2,652,525</b>	<b>1,694.4</b>	<b>2,559,152</b>	<b>1,656.6</b>

(1) Listed in alphabetical order. (2) Beneficiary Needs in 2005 indicate the total amount of food that is planned to be distributed to beneficiaries in 2005 if operations were fully resourced. These figures may be revised throughout the year in function of budget revisions or approval of new projects. (3) Resource to Raise in 2005 indicates the planned level of WFP distribution in calendar year 2005 based on most recent assessment, minus carry-over resources from previous periods. These figures may be revised throughout the year in function of budget revisions or approval of new projects. (4) Shortfall as at 14 January 2005 indicate the portion of the Resources to Raise in 2005 which remains unfunded. (5) Subject to EB approval at the First Regular Session 2005. (6) Needs planned till June 2005. (7) Needs planned till December 2005.

## WFP SPECIAL OPERATIONS <sup>(1)</sup> WITH CRITICAL SHORTFALLS

(As at 14 January 2005)

Recipient	Project Number	Project Title	2005 Needs	2005 Shortfall
	Start Date	End Date	(US\$ mill)	as at 14 January (US\$ mill)
Angola	10146.1 8-Apr-03	Passenger Air Transport Service for the Humanitarian Community 30-Jun-05	1.2	1.2
Chad	10338.0 12-Feb-04	WFP Humanitarian Air Services in Support of EMOP 10327.0 31-Mar-05	0.5	0.5
Chad	10390.0 1-Sep-04	Logistics Augmentation in Support to EMOP 10327.0 31-Dec-05	4.7	4.7
D.R. Congo	10377.0 1-Oct-04	Provision of Humanitarian Air Service 30-Sep-05	2.1	2.1
Sudan	10181.3 15-Jul-04	Provision of Humanitarian Air Services (HAS) in Sudan 31-Dec-05	24.4	24.4
Sudan	10368.0 1-Aug-04	Emergency Road Repair and Mine Clearance of Key Transport Routes in Sudan in Support of EMOP 10048.2 / 10048.3 31-Dec-05	65.9	65.2
Sudan	10371.0 12-Jul-04	Logistics Augmentation in Support to EMOP 10339.0 / 10339.1 31-Dec-05	27.2	27.2

(1) Listed in alphabetical order.

## 2005 OVERVIEW

### 2005 PROGRAMME OF WORK

1. An estimated **80 million people** will need WFP food assistance to sustain lives and livelihoods during 2005. These beneficiaries **require 5.7 million metric tonnes of food aid, valued at US\$3.76 billion**. Taking into account carry-over pledges and stocks from 2004, **WFP needs to raise US\$3 billion in new resources** to mobilize and deliver the **additional 4.5 million tonnes of food aid needed to meet beneficiary requirements in 2005**.

2. The estimated level of 2005 needs is based on requirements of approved programmes and extensions to them. Given that many humanitarian emergencies cannot be foreseen, WFP relief requirements may increase during the course of the year.

3. It is estimated that **additional resources of US\$564 million need to be raised before the end of 2005 to ensure uninterrupted delivery into early 2006** for ongoing activities.

4. The Indian Ocean tsunami disaster of 26 December 2004 resulted in a dramatic increase in WFP relief needs for 2005. There has been unprecedented generosity from governments and private sources, but WFP remains concerned that some of the relief resources for tsunami victims may be provided at the expense of other no less needy operations in Africa and elsewhere.

5. Of the US\$217 million of 2005 resources confirmed to WFP during the first three weeks of January 2005, **92 percent** was directed to the WFP tsunami response and 8 percent was directed to large-scale relief operations in **Uganda, Sudan** and the **Democratic Republic of Congo (DRC)**. The overall

amount pledged so far is highly satisfactory, but if resources continue to be concentrated to a limited number of operations, millions of beneficiaries in other WFP operations will be severely affected in the coming months.

2005 PROGRAMME OF WORK				
PROGRAMME CATEGORY	2005 ESTIMATED BENEFICIARY NEEDS		2005 RESOURCES TO RAISE	
	('000 MT)	(US\$ mill)	('000 MT)	(US\$ mill)
<b>EMOPs</b>	1,908	1,447	1,444	1,096
<b>PRROs</b>	2,849	1,633	2,295	1,305
<b>SOs</b>	-	228	-	228
<b>DEVELOPMENT</b>	968	451	798	363
<b>OVERALL</b>	<b>5,724</b>	<b>3,759</b>	<b>4,538</b>	<b>2,992</b>
Estimated additional resources to be raised in 2005 to ensure distribution in early 2006 (15% of beneficiary needs)				<b>564</b>
<b>Total estimated resources to be raised in 2005</b>				<b>3,556</b>

6. For **relief** operations, WFP needs to raise **US\$2.6 billion** in fresh funding in 2005 to meet resource requirements for the year, estimated at **US\$1.1 billion** for **emergency operations (EMOPs)**, **US\$1.3 billion** for **protracted relief and recovery operations (PRROs)** and **US\$228 million** for **special operations (SOs)**.

7. Global requirements are highest for PRROs, but it should be noted that 65 percent of EMOP needs are attributed to only three operations - Darfur and the southern Sudan/Operation Lifeline, and the response to the tsunami disaster.

8. Given WFP's massive humanitarian operations in Sudan and Chad and the countries affected by the tsunami disaster, **the 2005 resourcing needs for special operations are estimated at an all-time high of US\$228 million.** These needs are expected to increase, because several SOs are being extended in time, requiring additional resources. SOs complement WFP relief interventions and play an important part in addressing operational bottlenecks that hinder the flow of food to beneficiaries and enhance coordination in the United Nations System and with other partners by providing common services.

9. Eradicating hunger cannot be achieved without creating conditions that promote self-reliance: in 2005, **23 million people** will rely on WFP's **development** food aid to break the cycle of hunger, poverty and ill-health. WFP needs to raise US\$363 million in fresh funding in 2005 to mobilize the 798,000 tonnes of food needed for country programmes and development projects. These needs represent 12 percent of the resources to be raised in 2005 for all programme categories. If pledged, they would allow WFP to meet the needs of **30 percent** of its planned beneficiaries. A relatively small investment can make a difference in the lives of millions of extremely poor people.

## REACHING BENEFICIARIES ON TIME

10. The **Immediate Response Account (IRA)** has repeatedly proved its worth as one of the most effective relief-response mechanisms. An unprecedented US\$87 million was allocated to start and support 28 WFP's relief operations in 2004. In recognition of the effectiveness of the IRA mechanism, in October 2004 the Executive Board **approved an increase in the IRA target level from US\$35 million to US\$70 million per year.**

11. As of 14 January 2005, IRA allocations of US\$11 million have been made; the IRA balance stood at US\$34 million. To ensure that WFP continues to be responsive to unexpected humanitarian crises, WFP **requires continued and increased levels of donor support** for the IRA.

12. Between June and December 2004, under the business process review (BPR), US\$34 million was advanced to BPR pilot operations in DRC, Occupied Palestinian Territory, West Africa Coastal countries, Indonesia and China; US\$12 million, 35 percent, has so far been paid back. It should be noted that many of the loans were advanced late in 2004. WFP is recommending several important financial policy changes that will provide for adequate **working-capital financing** of its approved programmes in BPR pilot operations, and new roll-out commencing in 2005 to WFP's top ten EMOPs and PRROs, which are expected to account for 65 percent of the 2005 programme of work.

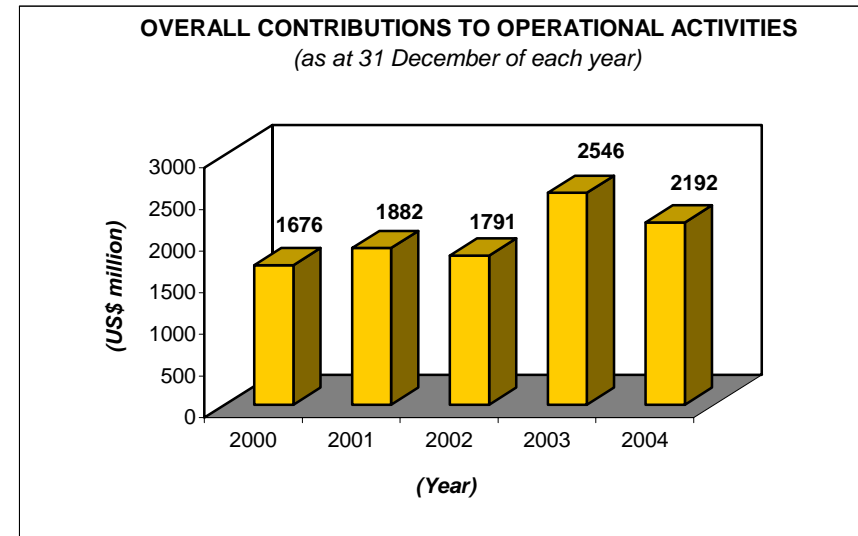
13. All **multilateral** contributions confirmed for relief operations in 2004 have been fully assigned, but as at 14 January, no untied multilateral pledges had been confirmed for EMOPs or PRROs in 2005. WFP urgently requires fresh resources to support flexibly its relief operations, particularly when there is no donor funding and the operational shortfall is large or when serious pipeline breaks are imminent. WFP is encouraged by the news that the level of multilateral support from one major donor will be increased in 2005.

14. An important derivative of BPR has been the focus on ways and means of increasing WFP's effectiveness by **minimizing the conditions** attached to donors' contributions. Some of the most common conditions that hamper WFP's management of contributions include:

- funding expiry dates in advance of project end dates;
- earmarking certain activities in operations or specifying countries in regional operations;
- purchasing restrictions; and
- visibility requirements.

15. Given the lead time needed to purchase, transport and distribute food aid on a timely basis, WFP appreciates donors who are willing to expedite confirmation of expected donations. Even if a contribution cannot be confirmed in the near future, an indication by the donor of its intention to contribute is extremely useful because it enhances WFP's ability to programme resources by matching needs with actual and expected funding levels.

**16. Local and regional purchases** of food are important in ensuring timely and cost-effective support for WFP operations while stimulating markets. Of the 3.5 million tonnes of food aid that WFP purchased in 2004, two thirds were procured in developing countries. WFP therefore renews its appeal to donors for cash contributions to ensure that it has the flexibility to respond rapidly and cost effectively.



## NATURAL DISASTERS WATCH AND POTENTIAL FOOD CRISES

### WFP AND EARLY WARNING

1. More than 80 percent of WFP's work involves responding to emergencies. On average, WFP reaches 30 million survivors of natural disasters each year, the vast majority of whom are women and children.

2. The devastating 26 December 2004 Indian Ocean tsunami came as a shock. Yet, there are millions of other people around the globe who, with statistical certainty, will be struck by disaster some time in the next five to ten years. Floods will probably again engulf wide areas of Bangladesh. Hurricanes will no doubt sweep through Central America and the Caribbean. Drought is sure to recur in the Horn of Africa. El Niño will return to disrupt weather affecting much of the globe.

3. For the past three years, WFP's 'Emergency Preparedness and Response' Unit has worked hard to better anticipate emergencies, to be ready to respond immediately, and – perhaps most importantly – to work with communities to reduce their risk to the typical disasters they face.

4. WFP monitors natural hazards, political and economic factors on a daily basis, highlighting potential emergencies. WFP has also developed a new early-warning website, *HEWSweb*, for the Inter-Agency Standing Committee. It presents the latest alerts on droughts, floods, tropical storms, El Niño, earthquakes and volcanoes.

5. Working together with the country offices, WFP maps out likely disaster scenarios and prepares contingency plans for potential events that could take place: identifying transport corridors, food stocks and partner agencies that

could be used at short notice. All of this aims to ensure that once disaster strikes, WFP can react in time to save lives and prevent malnutrition.

6. Coordination with all key stakeholders is crucial in emergency preparedness and response, and WFP is one of the leading agencies in this field. WFP works closely with its UN partners, the International Red Cross and Red Crescent Movement, the International Strategy for Disaster Reduction, the Famine Early Warning System, the New Partnership for African Development, US Geological Survey and hundreds of other government and non-government players.

7. Unlike the tsunami crisis, in most emergencies, large-scale donations often take considerable time to materialize, which creates a severe risk for people who already have lost everything. In addition to expanding existing advance funding mechanisms such as the Immediate Response Account, another option WFP is considering is acute-hunger insurance for people affected by weather-related disasters. Improvements in weather data and the advent of 'catastrophe bonds' now mean it might be possible to provide an insurance safety net for farmers in countries like Ethiopia, who often are forced to sell their ploughs and seeds and other assets when drought strikes. Instead of waiting until families hit destitution levels, an insurance scheme could pay out to provide food aid as soon as rainfall failed to reach certain levels. If farmers knew they could rely on aid arriving in time, they might not sell their productive assets, and they might not get mired in poverty and debt. Together with the World Bank, WFP is implementing a pilot study in Ethiopia to see whether this new approach to funding disaster relief might work.

8. Emergencies seize the international community's attention. However, these crises are not the biggest killers. Not even the Indian Ocean tsunami, with more than 280,000 people lost in a single event. Every week, some 150,000 persons – most of them children – die from hunger and related diseases.

## NATURAL DISASTERS WATCH

9. **Drought** can trigger a humanitarian intervention when a population that derives a large proportion of its income from crops and animals is forced to adopt increasingly demanding coping measures to withstand the hardship. Many populations can cope with income loss associated with a single drought year; consecutive droughts, however, have a devastating effect on food security and can lead to the sale of productive assets and migration.

10. In the 2004–2005 cropping seasons, there are drought conditions in the following countries: (i) Africa – Burundi, Djibouti, Eritrea, Ethiopia, Kenya, Lesotho, Malawi, Somalia, Swaziland, Tanzania and Zimbabwe; (ii) Latin America – Bolivia, Cuba, Guatemala, Honduras and Nicaragua; and (iii) Asia – Afghanistan, Cambodia and Sri Lanka.

11. When rainfall creates favourable breeding conditions, **locusts** multiply rapidly and concentrate into swarms that fly hundreds or thousands of kilometres between seasonal breeding areas. Plagues develop when the locusts find ideal conditions in a sequence of breeding areas. Unless early control measures are carried out in breeding areas, the food security of people in the affected region is severely compromised. Desert locusts have the potential to damage the livelihood of a tenth of the world's population.

12. Following the 2004 locust plague, several countries in the Sahel experienced widespread damage to crops. In Niger, for example, a combination of locust plagues and drought resulted in a substantial fall in the national production of cereals – 26 percent in the most severely affected regions, where malnutrition rates amongst women, children and elderly people have risen sharply. WFP will be assisting almost 850,000 affected people in both Niger and Mali through new emergency operations, while in Mauritania the ongoing PRRO has been expanded to assist food-insecure people affected by locust infestation.

13. Swarms of locusts still exist in some areas of North Africa. There is a risk that the locust menace could shift to the Sahel again in the summer 2005, with potentially severe consequences for agricultural production and people's livelihoods and food security.

14. **Tropical storms** – also known as hurricanes, typhoons and cyclones – can only be forecast a few days before striking, and can therefore require an emergency intervention. These storms bring strong winds and heavy rains, followed by floods and mudslides when they strike land. People affected by severe storms can lose their livelihoods and property, be displaced from their homes and may need food assistance, as happened recently in Bangladesh, Timor-Leste, Madagascar, Nicaragua and Guyana.

15. **El Niño** occurs when there is a disruption of the ocean-atmosphere system in the tropical Pacific which is followed by a rise in sea surface temperature. El Niño events tend to develop between April and June, reaching maximum strength during December–February.

16. The latest observations and forecasts of sea surface temperatures in the tropical Pacific indicate an 85 percent probability that weak El Niño conditions will prevail until the end of March 2005, decreasing thereafter. Expected global impacts include drier-than-average conditions in Indonesia and in south-eastern Africa. If the warming in the tropical Pacific increases and spreads eastward to the South American coast, wetter-than-average conditions can be expected in coastal areas of Ecuador and northern Peru in the first few months of 2005, and drier-than-average conditions in the eastern Amazon, spreading to north-eastern Brazil.

17. If adverse conditions develop in already vulnerable regions and countries in the coming months, the impact on local livelihoods will be devastating and will probably result in food aid requirements.

## EMERGENCY OPERATIONS

### 2005 ESTIMATED NEEDS

1. Coping with the destruction caused by natural disasters and conflict in the world's poorest nations in 2005 will require rapid, large-scale humanitarian responses through emergency operations (EMOPs).

2. WFP currently plans to assist 22 million beneficiaries in 2005 through 25 EMOPs in 21 countries. **These beneficiaries need 1.9 million tonnes of food, worth US\$1.45 billion.** It should be stressed that beneficiary numbers and requirements are based on best current estimates and do not take unforeseen emergencies into account.

Most requirements are in sub-Saharan Africa – 62 percent – and Asia – 30 percent. Three emergency operations alone account for 65 percent of EMOP needs worldwide:

- ***Sudan EMOP 10339.1*** “Food Assistance to Population Affected by War in Greater Darfur, West Sudan”;
- ***Sudan EMOP 10048.3*** “Food Assistance to Populations Affected by War and Drought” ; and
- ***Regional EMOP 10405.0*** “Assistance to Tsunami victims in Sri Lanka, Indonesia, Maldives and other countries in the Indian Ocean Region”.

3. A complete list of WFP's EMOP requirements and shortfalls for 2005 is shown in the Table *Status of WFP 2005 Relief Food Aid Needs And Shortfalls (as at 14 January 2005)* on pages 14-16. EMOPs with significant shortfalls or imminent pipeline breaks during the first six months of 2005, which require urgent donor attention, are highlighted in the section *Relief Operations with Critical Shortfalls* (page 3) of this publication. Their operational circumstances are explained in more detail in the Country Pages.

4. Of the US\$199 million mobilized as at 21 January 2005, 93 percent has been directed to the regional tsunami response, covering its current needs entirely. **No multilateral funds** have been confirmed to the EMOP category, though one important contribution is expected soon.

### RECENTLY APPROVED EMOPs

5. The following EMOPs have been approved between 4 October 2004 and 14 January 2005:

- ***Bolivia EMOP 10392.0*** “Emergency food assistance to victims of prolonged drought, El Chaco”
- ***Peru EMOP 10393.0*** “Assistance to vulnerable families due to extreme cold weather damage in the highland areas of Southern Peru”
- ***Sudan EMOP 10339.1*** “Foods assistance to the population affected by war in the Greater Darfur, West Sudan”
- ***Sudan EMOP 10048.3*** “Food assistance to the population affected by war and drought”
- ***Korea, DPR EMOP 10141.3*** “Emergency food assistance to vulnerable groups in DPRK”

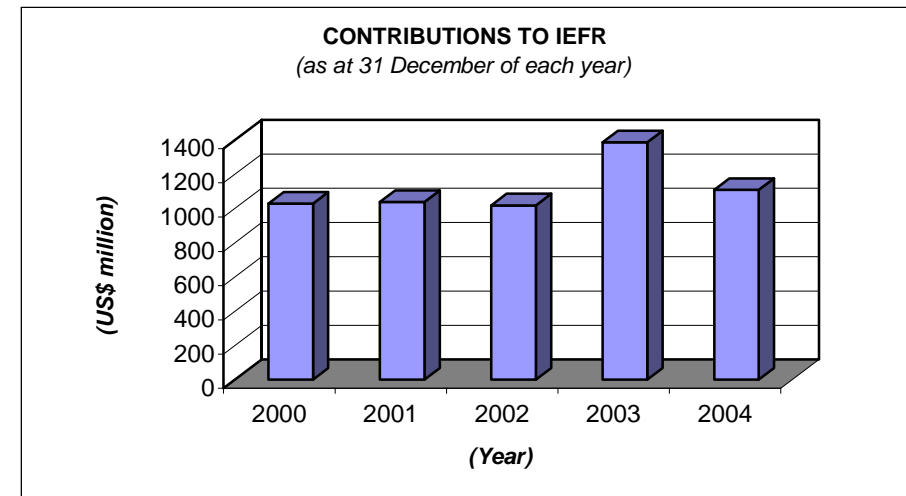
Additionally, four immediate response EMOPs were approved under Country/Regional Director's delegated authority immediately following the Indian ocean tsunami disaster.

### ONGOING OPERATIONS AND OUTLOOK FOR 2005

6. WFP's response to natural disasters is an important aspect of its EMOPs (see also the Special Section). The programme has been investing heavily in emergency preparedness to anticipate and respond more effectively to crisis. WFP's early warning and disaster preparedness efforts focus on monitoring the situation in the following “hot spots” and potential hot spots that may need increased emergency response:

- Drought in **East Africa**: Somalia, Eritrea, Ethiopia, Kenya and Uganda; **Southern Africa**: Malawi, Lesotho, Swaziland and Zimbabwe; **Asia**: Afghanistan and Sri Lanka; and **Latin America and the Caribbean**: Cuba, Bolivia, Guatemala and Honduras.
- In **Eritrea**, 2.3 million people will require food assistance at varying levels throughout 2005; increased requirements and beneficiary numbers will be met by expanding the ongoing Eritrea EMOP 10261.1.
- WFP is launching EMOPs in **Mali** and **Niger with a combined requirement of 19,000 tonnes worth US\$10.7 million** following the desert locust infestation in the Sahel, which devastated crops, particularly in Mauritania, Niger and Mali; Mauritania's needs are being addressed through PRRO 10359.0 (see PRRO section).
- Heavy rains and flooding during the past three weeks have affected half of **Guyana's** population; in response, an immediate-response EMOP has been approved to assist 10,000 people for 30 days.
- WFP is closely monitoring the fragile security situation in **Haiti**.

7. In response to the **tsunami disaster**, WFP has appealed for US\$185 million to feed 1.7 million people. The international community's response has been overwhelmingly generous, which is why this operation is not highlighted in the *Country Pages/Critical Shortfalls sections*. Unmet needs remain, however, in the three SOs linked to this regional EMOP (see Special Operations section for more details). WFP is working round the clock to deliver emergency food relief for people affected by the tsunami in **Indonesia, Sri Lanka, the Maldives, Myanmar and Somalia**; 1 million critically affected people had received food rations within 20 days of the tsunami.

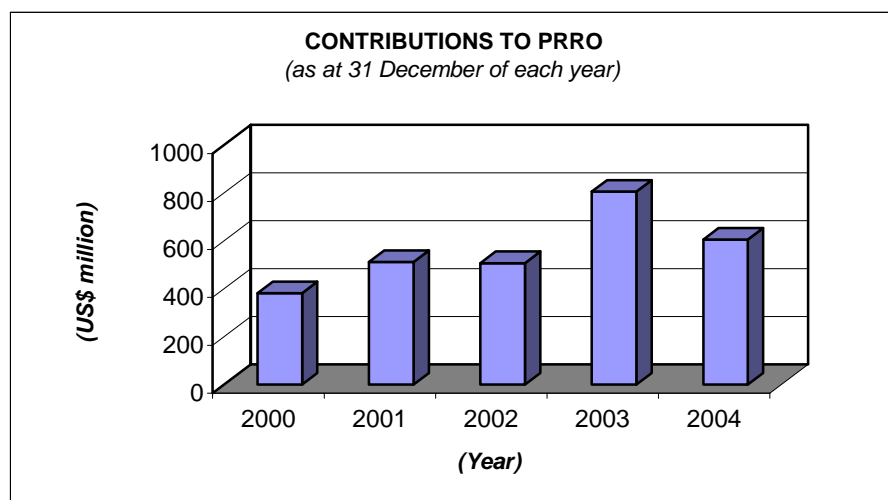


## PROTRACTED RELIEF AND RECOVERY OPERATIONS

### 2005 ESTIMATED NEEDS

1. Protracted relief and recovery operations (PRROs) are WFP's largest programme category. Meeting global PRRO needs in 2005 will be a challenge, given the international community's focus on high-profile humanitarian relief operations in the Sudan and the Indian Ocean.

2. WFP plans to assist **32 million people** in 2005 through 41 PRROs in 54 countries. These beneficiaries need 2.8 million tonnes of food, worth US\$1.6 billion. Three quarters of PRRO requirements, in value terms, are concentrated in sub-Saharan Africa.



3. An estimated 550,000 tonnes are being carried over from 2004, but the pipeline situation in a number of PRROs remains serious. The largest such PRROs include **Ethiopia, Southern Africa regional, Uganda, West Africa Coastal, Great Lakes regional, Eritrea, Angola, Democratic Republic of**

**Congo (DRC), Afghanistan and Indonesia**, all of which have 2005 shortfalls greater than **US\$ 40 million**. WFP is concerned about the plight of refugees, internally displaced people (IDPs) and other vulnerable groups being assisted through smaller-scale and less prominent PRROs where pipeline breaks immediately translate into hardship and suffering.

4. A list of PRRO requirements and shortfalls for 2005 is shown in the Table *Status of WFP 2005 Relief Food Aid Needs And Shortfalls (as at 14 January 2005)* on pages 14-16. PRROs with significant shortfalls and/or imminent pipeline breaks in the first six months of 2005, which require the most urgent donor attention, are highlighted in the section *Relief Operations with Critical Shortfalls* on page 3 of this publication. Their operational circumstances are explained in more detail in the *Country Pages* section.

5. As 21 January 2005, contributions confirmed to PRROs in 2005 amount to US\$10.5 million, the bulk of which has been directed to Uganda and DR Congo. No multilateral contributions have been confirmed to the PRRO category, but confirmation of a significant contribution is expected soon. WFP needs multilateral contributions as early as possible in 2005, to enable prompt and efficient responses to operational needs, especially for small-scale PRROs such as those supporting refugee operations that receive limited donor funding or those providing assistance through the winter in **Armenia, Azerbaijan and Georgia**.

6. Currently, 90 percent of WFP-assisted refugees are supported through PRROs. Many refugees are highly dependent on WFP-supplied food aid for their survival, because they often lack job opportunities and access to land for cultivation. A regular full food ration is therefore essential. Needs are particularly urgent in refugee operations in **Zambia, Great Lakes Regional, West Africa Coastal, Kenya, Chad (refugees from Central African Republic), Ethiopia and DRC** and in refugee reintegration programmes in **Eritrea and Angola**. The needs of these operations are described in the *Country Pages* section.

7. PRROs continue to respond flexibly to evolving needs. Two recent examples are:

- **Mauritania PRRO 10359.0**, designed to address populations affected by drought, is currently being used to assist victims of the desert locust infestation as well; and
- **Uganda PRRO 10121.0**, which primarily addresses victims of conflict in northern Uganda, assisted in December 2004. An influx of 11,000 refugees from DRC.

8. A number of small-scale “forgotten” PRROs face critical food shortages and need urgent donor attention:

- **Armenia 10053.1**. Serious pipeline breaks of cereals will occur as of January. Food-for-work and food-for-training activities will have to be curtailed, thus depriving vulnerable households, mostly headed by women, of an important source of livelihood. The consequences of food aid shortages during the severe winter will be serious, because the beneficiaries’ meagre incomes are insufficient to cover even basic food needs.
- **Georgia 10211.0**. As a result of continued shortfalls in pledges, WFP had to adjust planning recovery activities to avoid sudden interruptions of food assistance. Contributions confirmed in the last part of 2004 will allow food distribution in the first three months of 2005. If further contributions are not confirmed soon, reduced rations will have to be distributed and food for work will have to be discontinued as of May 2005.
- **Bangladesh 10045.2**. WFP is the sole agency providing food assistance and nutrition supplements to the Rohingya refugees, whose repatriation does not seem feasible in the near future. Integration by the host government will be considered if other options of repatriation and settlement in third countries have been fully explored. The project has been mainly funded through multilateral contributions. Funds are immediately required to procure basic food to avert pipeline breaks in February.
- **Nepal 10058.3**. The main role of WFP food assistance is to help 100,000 Bhutanese refugees to meet their basic nutritional needs through a general food rations and targeted supplementary feeding programmes.

Contributions are urgently required to avert a pipeline break in the first quarter of 2005.

- **Guinea-Bissau PRRO 10148.1** assists beneficiaries in the most food-insecure areas. It contributes to recovery efforts and helps to create sustainable assets and skills by providing elements of a social safety net, improving the cognitive performance of students and assisting poor farmers to improve agricultural skills. The operation requires US\$2 million to cover needs in 2005.
- **Sudan PRRO 10122.1**, which assists 60,000 Eritrean refugees, needs US\$4 million to cover needs in 2005. If the resourcing situation does not improve, cereal pipeline breaks will begin in April.
- **Republic of Congo PRRO 10312.0** addresses the needs of 342,000 beneficiaries in a post-conflict situation. Pipeline breaks in cereal and pulses are expected in April; US\$8.2 million is needed to meet food aid requirements in 2005.

## NEW OPERATIONS

9. Between 4 October 2004 and 14 January 2005, the WFP Executive Director approved the following PRRO under his delegated authority:

- **Timor-Leste PRRO 10388.0** “Investing in People’s Future”

10. Two new PRROs are being presented for approval to the Executive Board’s First Regular Session in 2005:

- **Colombia 10366.0** “Assistance to Persons Displaced by Violence”; and
- **Uganda 10121.1** “Targeted Food Assistance for Relief and Recovery of Refugees, Displaced People and Vulnerable Groups”.

Details are given in the *Country Pages* section.

11. EMOPs in **Chad** and the **Occupied Palestinian Territory** may convert into PRROs during 2005.

**STATUS OF WFP 2005 RELIEF FOOD AID NEEDS AND SHORTFALLS**  
(As at 14 January 2005)

Recipient	Project Number	Type (1)	Title	Estimated End Date	Planned Beneficiaries in 2005 (2)	Beneficiary Needs (3) in 2005		Resources to Raise (4) in 2005		Shortfall (5) as at 14 January 2005 (MT)															
						(MT)	(US\$ mill)	(MT)	(US\$ mill)	Cereals	Pulses	Vegetable Oil	Blended Food	Other	TOTAL										
															(MT)	(US\$ mill)	(MT)	(US\$ mill)	%						
<b>East and Central Africa (ODK)</b>																									
Congo, Democratic Rep. of	10288.0	P	Protracted Relief and Recovery Operation for Populations Affected by Armed Conflict	31.12.2005	1,260,000	81,423	72.1	53,983	47.5	32,481	8,944	2,318	1,648	827	46,217	41.1	86%								
Congo, Republic of	10312.0	P	Assistance to Population Affected by Conflicts	30.06.2006	107,181	9,993	8.9	9,036	8.2	5,127	2,743	539	142	485	9,036	8.2	100%								
Djibouti	10283.0	P	Assistance to Vulnerable Groups and Somali & Ethiopian Refugees	28.02.2005	17,260	3,865	2.5	576	0.4	496	0	50	0	30	576	0.4	100%								
Djibouti	10283.1	P	Assistance to Vulnerable Groups and Somali & Ethiopian Refugees	31.12.2006	17,260	2,706	1.5	2,706	1.5	2,021	122	157	353	53	2,706	1.5	100%								
Eritrea	10192.0	P	Food Assistance to War and Drought Affected People	30.06.2005	325,199	35,030	16.5	23,187	10.3	18,879	792	0	1,839	747	22,257	9.6	100%								
Eritrea (6)	10192.1	P	Food Assistance to War and Drought Affected People	30.06.2007	1,240,000	128,864	53.7	128,864	53.7	112,227	8,000	5,921	1,555	1,161	128,864	53.7	100%								
Eritrea (7)	10261.1	E	Emergency Food Assistance to Victims of Crop Failure and Drought	31.03.2005	840,000	100,744	47.0	43,874	21.3	38,635	0	3,463	826	949	43,874	20.0	94%								
Ethiopia	10030.3	E	Relief Food Assistance to Small-Scale Farmers and Drought-Affected Pastoralists	30.06.2005	400,000	7,281	4.7	0	0.0	0	0	0	0	0	0	0.0	0%								
Ethiopia	10127.1	P	Food Assistance to Somali, Sudanese and Eritrean Refugees	31.12.2006	100,900	31,299	16.6	19,299	10.5	15,345	1,510	1,312	768	364	19,299	10.5	100%								
Ethiopia	10197.1	E	Relief Food Assistance for Ethiopians Internally Displaced by the Ethiopia-Eritrea Border Conflict	31.01.2005	62,091	1,099	0.4	83	0.1	0	48	34	0	0	83	0.1	100%								
Ethiopia	10362.0	P	Enabling Livelihood Protection and Promotion	31.12.2007	3,800,000	494,011	274.6	475,501	262.6	335,740	34,425	29,455	74,946	935	475,501	262.6	100%								
Great Lakes Regional	10062.1	P	Relief and Recovery in the Great Lakes Region	31.01.2006	1,055,640	144,195	82.1	96,643	55.0	64,434	16,622	5,074	7,933	1,194	95,258	53.7	98%								
Kenya	10258.0	P	Food Assistance for Somali and Sudanese Refugees	30.09.2005	230,358	39,844	23.9	28,082	16.4	22,434	3,157	841	1,406	243	28,082	16.3	99%								
Kenya (6)	10258.1	P	Food Assistance for Somali and Sudanese Refugees	30.09.2007	230,358	13,246	7.9	13,246	7.9	10,176	1,290	597	1,053	130	13,246	7.9	100%								
Kenya	10374.0	E	Food Assistance to Drought-Affected People	30.06.2005	1,906,399	28,970	15.0	3,933	3.2	0	1,455	133	987	1,358	3,933	3.2	100%								
Somalia	10191.0	P	Food Aid for Relief and Recovery	31.12.2005	1,329,000	36,000	26.2	17,673	13.2	12,596	2,410	953	0	0	15,959	12.1	92%								
Sudan	10048.3	E	Food Assistance to Populations Affected by War and Drought	31.12.2005	3,230,951	267,899	301.6	257,909	290.7	180,925	19,379	14,589	26,952	15,327	257,172	289.5	100%								
Sudan	10122.1	P	Food Assistance for Eritrean Refugees	31.03.2006	60,000	14,343	5.4	9,646	4.0	5,755	1,444	632	1,163	652	9,646	4.0	100%								
Sudan	10339.1	E	Food Assistance to Population Affected by War in Greater Darfur	31.12.2005	2,400,000	453,216	438.2	171,329	186.9	14,852	32,448	21,680	54,594	26,025	149,599	179.4	96%								
Uganda	10121.0	P	Targeted Food Assistance for Relief and Recovery of Refugees Displaced People and Vulnerable Groups	31.03.2005	2,289,002	62,725	34.0	16,443	9.1	7,590	676	0	8,163	14	16,443	9.1	100%								
Uganda (6)	10121.1	P	Targeted Food Assistance for Relief and Recovery of Refugees Displaced People and Vulnerable Groups	31.03.2008	1,917,747	160,018	85.8	160,018	85.8	113,738	16,523	5,028	22,731	1,998	160,018	85.8	100%								
<b>Sub-total ODK</b>						<b>2,116,771</b>	<b>1,518.7</b>	<b>1,532,029</b>	<b>1,088.4</b>	<b>993,452</b>	<b>151,989</b>	<b>92,776</b>	<b>207,060</b>	<b>52,492</b>	<b>1,497,768</b>	<b>1068.7</b>									
<b>Southern Africa (ODJ)</b>																									
Angola	10054.2	P	Support to Return and Resettlement	31.12.2005	1,127,500	125,465	83.5	76,513	50.6	53,837	6,648	4,561	8,908	2,047	76,001	45.3	89%								
Madagascar	10236.0	E	Assistance to Victims of the Political Crisis in Urban Areas, the Cyclone and Floods in Toamasina and Drought in Southern Madagascar	30.04.2005	105,000	8,527	2.7	0	0.0	0	0	0	0	0	0	0.0	0%								
Malawi	10309.0	P	Food Assistance for Refugees	31.12.2005	11,200	2,071	0.6	328	0.1	242	47	22	0	16	328	0.1	100%								
Namibia	10145.1	E	Assistance to Angolan Refugees	30.04.2005	5,000	1,513	0.9	928	0.5	723	103	34	18	50	928	0.5	100%								
Namibia	10334.0	E	Targeted Food Assistance for Orphans and Vulnerable Children in Namibia Affected by Food Insecurity and the Impact of HIV/AIDS	31.03.2005	40,000	1,681	1.2	0	0.0	0	0	0	0	0	0	0.0	0%								
Southern Africa Regional	10310.0	P	Assistance to Populations in Southern Africa Vulnerable to Food Insecurity and the Impact of HIV/AIDS	31.12.2007	3,268,233	237,217	142.8	173,206	106.8	111,781	14,790	7,534	9,267	5,418	148,789	105.2	98%								
Zambia	10071.1	P	Food Assistance for Refugees from Angola and the Democratic Republic of Congo	31.12.2005	81,300	17,943	9.5	13,209	6.7	10,267	2,160	283	5	493	13,209	6.7	100%								
<b>Sub-total ODJ</b>						<b>394,417</b>	<b>241.2</b>	<b>264,184</b>	<b>164.8</b>	<b>176,850</b>	<b>23,749</b>	<b>12,434</b>	<b>18,198</b>	<b>8,024</b>	<b>239,255</b>	<b>157.8</b>									

**STATUS OF WFP 2005 RELIEF FOOD AID NEEDS AND SHORTFALLS**  
(As at 14 January 2005)

Recipient	Project Number	Type (1)	Title	Estimated End Date	Planned Beneficiaries in 2005 (2)	Beneficiary Needs (3) in 2005		Resources to Raise (4) in 2005		Shortfall (5) as at 14 January 2005 (MT)							
						(MT)	(US\$ mill)	(MT)	(US\$ mill)	Cereals	Pulses	Vegetable Oil	Blended Food	Other	TOTAL		
															(MT)	(US\$ mill)	(MT)
<b>West Africa (ODD)</b>																	
Central African Republic	10189.0	P	Assistance to Populations Affected by Armed Conflicts	30.06.2005	130,050	4,744	3.8	4,047	3.2	2,996	288	223	404	136	4,047	3.2	100%
Central African Republic (6)	10189.1	P	Assistance to Populations Affected by Armed Conflicts	30.06.2007	130,050	3,050	2.4	3,050	2.4	2,231	477	188	91	63	3,050	2.4	100%
Chad (8)	10295.0	E	Food Assistance to Refugees from the Central African Republic in Southern Chad	31.03.2005	32,000	5,304	4.4	4,734	3.8	3,809	609	196	74	46	4,734	3.8	100%
Chad	10327.0	E	Emergency Assistance to Sudanese Refugees in North-Eastern Chad	30.06.2005	250,000	26,352	31.1	21,762	25.9	17,394	1,897	1,346	355	769	21,762	25.9	100%
Chad (6)	10327.1	E	Emergency Assistance to Sudanese Refugees in North-Eastern Chad	31.12.2005	250,000	37,355	41.5	37,355	41.5	25,264	2,973	1,788	5,899	1,431	37,355	41.5	100%
Côte d'Ivoire Crisis Regional	10372.0	P	Côte d'Ivoire Crisis and Regional Impact	31.12.2005	922,500	33,933	28.2	33,933	28.1	25,837	3,954	1,784	1,639	463	33,677	27.3	97%
Guinea-Bissau	10148.1	P	Post Conflict Relief and Rehabilitation	31.12.2005	252,900	6,552	4.4	3,440	2.6	413	0	847	823	0	2,083	2.0	79%
Mali (6)	10400.0	E	Assistance to Population Affected by Drought and by the Locust Invasion	31.12.2005	444,500	12,839	7.5	12,839	7.5	12,500	0	339	0	0	12,839	7.5	100%
Mauritania	10359.0	P	Strengthening the Livelihood of Drought-Affected Populations	31.12.2007	400,000	31,562	16.9	25,290	13.3	19,529	641	240	0	120	20,530	13.3	100%
Niger (6)	10398.0	E	Assistance to Population in Niger Affected by Drought and by the Locust Invasion in 2004	31.08.2005	400,000	6,562	3.2	6,562	3.2	6,400	108	54	0	0	6,562	3.2	100%
Senegal	10188.1	P	Food Assistance for the Socio-Economic Recovery of the Casamance	31.12.2006	182,451	14,280	9.1	14,280	9.1	10,000	2,600	1,500	0	180	14,280	9.1	100%
West Africa Coastal	10064.3	P	Post-Conflict Transition in the West Africa Coastal Region	31.12.2006	1,460,655	120,526	91.8	99,065	75.7	58,947	10,294	4,794	9,405	1,579	85,018	73.9	98%
<b>Sub-total ODD</b>						<b>303,059</b>	<b>244.3</b>	<b>266,357</b>	<b>216.4</b>	<b>185,320</b>	<b>23,842</b>	<b>13,300</b>	<b>18,689</b>	<b>4,787</b>	<b>245,937</b>	<b>213.3</b>	
<b>Asia (ODB)</b>																	
Bangladesh	10045.2	P	Assistance to the Refugees from Myanmar	31.12.2005	26,500	5,273	2.2	4,498	1.9	3,388	315	171	462	162	4,498	1.9	100%
Bangladesh	10380.0	E	Assistance to Flood-Affected People	19.08.2005	2,000,000	116,787	43.0	92,326	33.5	87,455	0	0	4,871	0	92,326	33.2	99%
Cambodia	10305.0	P	Assisting People in Crisis	30.06.2007	1,233,817	34,991	17.6	10,387	7.3	6,654	2,253	66	0	1,413	10,387	7.3	100%
Indonesia	10069.1	P	Assistance to Recovery and Nutritional Rehabilitation	31.12.2007	965,500	90,000	38.4	84,068	35.7	76,318	0	0	0	0	76,318	31.9	89%
Indonesia	10402.0	E	Assistance to People Affected by the Earthquake and Subsequent Tidal Waves	31.01.2005	200,000	962	0.5	962	0.5	0	0	0	0	0	0	0.5	100%
Lao PDR	10319.0	P	Recovery Assistance to the Disaster Prone and Vulnerable Food Insecure Communities	31.03.2006	108,735	6,328	3.1	4,931	2.4	4,931	0	0	0	0	4,931	2.4	100%
Korea, Democratic Rep. of	10141.3	E	Emergency Assistance for Vulnerable Groups	31.12.2005	6,521,000	504,000	202.4	504,000	202.4	414,922	34,910	25,808	7,955	20,405	504,000	202.4	100%
Maldives	10404.0	E	Assistance to Victims of the Tsunami	31.01.2005	99,500	100	0.4	100	0.4	0	0	0	0	0	0	0.4	100%
Myanmar	10066.2	P	Assistance to Returnees/Vulnerable Groups in North Rakhine State of Myanmar	30.06.2006	273,775	19,748	6.5	18,887	6.3	15,829	2,630	396	0	32	18,887	6.3	100%
Myanmar	10345.0	E	Emergency Food Assistance to Ex-Poppy Farmers in Northern Shan State Myanmar	14.03.2005	180,000	4,935	1.8	1,810	0.7	1,810	0	0	0	0	1,810	0.7	100%
Nepal (8)	10058.3	P	Food Assistance to Bhutanese Refugees	30.06.2005	99,600	19,257	6.8	12,581	4.4	9,779	1,442	594	184	583	12,581	4.4	100%
Sri Lanka	10067.1	P	Assistance to Vulnerable Groups for Peace Building in Conflict-Affected Areas	31.12.2006	730,000	25,811	11.5	25,811	11.5	9,221	982	0	6,411	453	17,067	7.9	68%
Sri Lanka	10401.0	E	Assistance to Victims of Tsunami	31.01.2005	200,000	1,470	0.5	1,470	0.5	0	0	0	0	0	0	0.5	100%
Thailand	10403.0	E	Assistance to Victims of the Tsunami	27.03.2005	150,000	500	0.5	500	0.5	0	0	0	0	0	0	0.5	100%
Timor-Leste	10388.0	P	Investing in People's Future	15.11.2006	98,489	5,695	3.7	5,641	3.6	1,500	150	354	3,637	0	5,641	3.6	100%
Tsunami Regional	10405.0	E	Assistance to Victims of the Tsunami	30.06.2005	1,700,000	169,315	185.5	169,315	185.5	0	0	0	0	0	0	0.0	0%
<b>Sub-total ODB</b>						<b>1,005,172</b>	<b>524.4</b>	<b>937,287</b>	<b>497.1</b>	<b>631,807</b>	<b>42,682</b>	<b>27,389</b>	<b>23,520</b>	<b>23,048</b>	<b>748,447</b>	<b>303.9</b>	

## STATUS OF WFP 2005 RELIEF FOOD AID NEEDS AND SHORTFALLS

(As at 14 January 2005)

Recipient	Project Number	Type (1)	Title	Estimated End Date	Planned Beneficiaries in 2005 (2)	Beneficiary Needs (3) in 2005		Resources to Raise (4) in 2005		Shortfall (5) as at 14 January 2005 (MT)							
						(MT)	(US\$ mill)	(MT)	(US\$ mill)	Cereals	Pulses	Vegetable Oil	Blended Food	Other	TOTAL		
															(MT)	(US\$ mill)	(MT)
<b>Middle East, Central Asia and Eastern Europe (ODC)</b>																	
Afghanistan (8)	10233.0	P	Food Assistance to Re-establish Livelihoods and Household Food Security	30.09.2005	5,563,238	302,012	170.6	204,991	109.2	141,295	7,634	19,680	17,292	0	185,901	100.9	92%
Albania	10165.1	P	Assistance to Vulnerable Groups in the Construction of Community Assets	30.09.2005	74,700	5,866	2.5	4,037	1.7	3,794	0	244	0	0	4,037	1.7	100%
Algeria	10172.1	P	Assistance to Western Saharan Refugees	31.08.2006	158,000	34,512	17.3	27,303	13.6	20,173	3,501	790	558	1,417	26,438	13.0	95%
Armenia	10053.1	P	Assistance to Vulnerable Groups	30.06.2006	110,000	10,834	5.8	9,022	4.6	6,346	466	133	94	3	7,042	3.5	77%
Azerbaijan	10168.0	P	Targeted Food Assistance for Relief and Recovery of Displaced Persons and Vulnerable Groups	31.12.2005	126,000	12,414	6.3	10,549	5.4	5,286	1,261	583	29	860	8,019	3.9	72%
Georgia	10211.0	P	Relief and Recovery Assistance for Vulnerable Groups	30.06.2006	208,000	19,202	9.2	9,706	4.6	6,169	62	509	0	676	7,416	3.4	73%
Iran	10213.0	P	Food Assistance and Support for Education to Afghan and Iraqi Refugees	30.09.2005	517,200	11,162	3.0	176	0.1	0	99	77	0	0	176	0.1	100%
Iraq (8)	10360.0	E	Assistance to Primary School Children and Vulnerable Groups	31.08.2005	1,800,200	67,078	64.2	54,104	53.5	12,137	0	15,799	26,168	0	54,104	53.5	100%
Occupied Palestinian Territory	10190.2	E	Support to the Palestinian Population Affected by the Conflict	31.08.2005	480,000	46,394	26.8	32,815	18.6	29,338	2,291	586	166	423	32,804	17.2	93%
Occupied Palestinian Territory (6)	10387.0	P	Protracted Relief Operation to Non-Refugee Palestinians	31.12.2007	480,000	32,032	18.0	32,032	18.0	26,920	2,332	1,456	276	1,048	32,032	18.0	100%
Russian Federation (8)	10128.1	E	Emergency Food Assistance to Vulnerable Households in the North Caucasus	30.06.2005	259,000	29,654	16.4	21,342	11.5	17,792	0	1,207	292	1,567	20,858	11.3	98%
Tajikistan (8)	10231.0	P	Assistance to Food-Insecure Households and Recovery Operations	30.06.2005	638,400	67,747	35.7	58,451	30.7	52,317	4,143	1,379	198	414	58,451	30.7	100%
Yemen	10232.0	P	Food Assistance for Refugees	31.12.2005	10,000	1,740	0.7	1,248	0.5	561	145	19	66	31	823	0.4	68%
<b>Sub-total ODC</b>						<b>640,647</b>	<b>376.5</b>	<b>465,778</b>	<b>272.0</b>	<b>322,128</b>	<b>21,935</b>	<b>42,461</b>	<b>45,140</b>	<b>6,438</b>	<b>438,102</b>	<b>257.6</b>	
<b>Latin America and the Caribbean (ODPC)</b>																	
Bolivia	10392.0	E	Prolonged Drought in El Chaco Region	31.05.2005	41,179	1,487	0.5	430	0.2	239	171	20	0	0	430	0.2	100%
Central America Regional	10212.0	P	Targeted Food Assistance to People Affected by Shocks and for the Recovery of Livelihoods	28.02.2006	690,000	46,719	23.3	38,799	19.1	25,850	4,316	1,822	5,899	8	37,896	18.8	98%
Colombia	10158.0	P	Assistance to Persons Displaced by Violence	31.03.2005	404,000	7,496	4.8	1,045	0.6	143	663	0	0	239	1,045	0.5	89%
Colombia (6)	10366.0	P	Assistance to Persons Displaced by Violence	31.03.2007	499,000	19,249	13.1	19,249	13.1	12,417	3,069	1,657	0	2,106	19,249	13.1	100%
Haiti	10275.0	P	Relief Response to Drought and Malnutrition	30.04.2005	157,090	4,854	2.9	54	0.0	0	0	0	12	42	54	0.0	100%
Haiti	10347.0	E	Support to Victims of Civil Unrest and Natural Disasters	30.04.2005	240,000	3,362	4.0	2,137	3.0	1,498	0	149	490	0	2,137	3.0	100%
Haiti (6)	10382.0	P	Response to Food-Insecure Persons in Crisis Situation	30.04.2007	475,145	15,129	10.2	15,129	10.2	7,995	2,115	1,179	3,424	416	15,129	10.2	100%
Peru	10393.0	E	Assistance to Vulnerable Families due to Extreme Cold Weather Damage in Highland Areas in Southern Peru	30.04.2005	62,315	2,437	1.4	1,771	1.0	1,231	314	128	0	98	1,771	1.0	100%
<b>Sub-total ODPC</b>						<b>100,733</b>	<b>60.2</b>	<b>78,614</b>	<b>47.3</b>	<b>49,372</b>	<b>10,648</b>	<b>4,955</b>	<b>9,825</b>	<b>2,910</b>	<b>77,711</b>	<b>46.9</b>	
<b>TOTAL</b>					<b>55,298,454</b>	<b>4,560,798</b>	<b>2,965.3</b>	<b>3,544,249</b>	<b>2,285.9</b>	<b>2,358,929</b>	<b>274,845</b>	<b>193,316</b>	<b>322,432</b>	<b>97,699</b>	<b>3,247,220</b>	<b>2,048.2</b>	
Planned operations expected to commence in 2005					1,875,500	195,571	115	195,571	115.1						195,571	115.1	
Estimated additional resources to be raised in 2005 to ensure distribution in early 2006								444.8							444.8		
<b>TOTAL ESTIMATED RELIEF RESOURCES TO BE RAISED IN 2005</b>					<b>57,173,954</b>	<b>4,756,369</b>	<b>3,080.4</b>	<b>3,739,820</b>	<b>2,845.8</b>						<b>3,442,791</b>	<b>2,608.1</b>	

(1) P = Protracted Relief and Recovery Operation; E = Emergency Operation. (2) For any two operations covering the same group of beneficiaries, the total beneficiary number is counted only once, only the larger caseload is included in the computation. (3) Beneficiary Needs in 2005 indicate the total amount of food that is planned to be distributed to beneficiaries in 2005 if operations were fully resourced. These figures may be revised throughout the year in function of budget revisions or approval of new projects. (4) Resource to Raise in 2005 indicates the planned level of WFP distribution in calendar year 2005 based on most recent assessment, minus carry-over resources from previous periods. These figures may be revised throughout the year in function of budget revisions or approval of new projects. (5) Shortfalls as at 14 January 2005 indicate the portion of the Resource to Raise in 2005 which remains unfunded. (6) Provisional figures, subject to approval. (7) Operation requirements planned till June 2005. (8) Operation requirements planned till December 2005.

## DEVELOPMENT, REHABILITATION AND DISASTER PREPAREDNESS

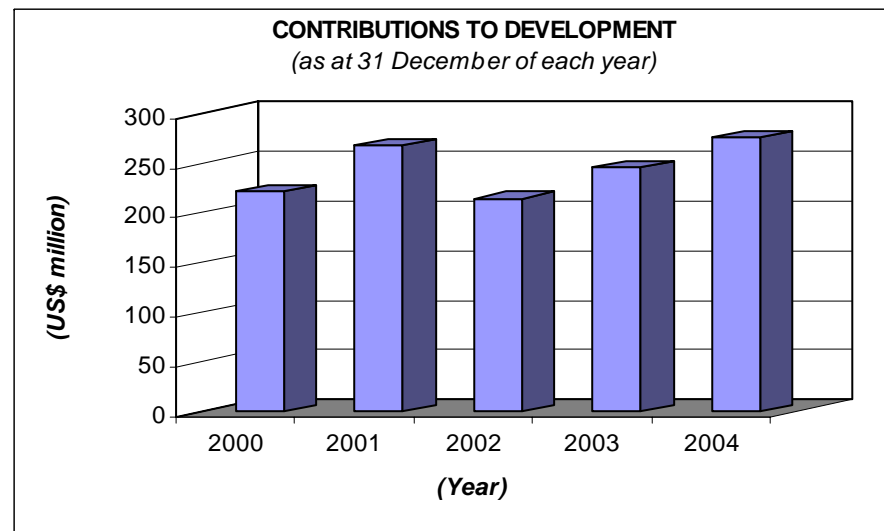
*“The chronic hunger and malnutrition that afflicts 300 million children worldwide does not create the dramatic media coverage of a tsunami, but it causes far greater suffering. We cannot afford to lose sight of that fact. This too is an emergency.”* Mr James T. Morris, Kobe, Japan, 20 January 2005

1. In 2005, WFP plans to target 23 million highly food-insecure and vulnerable people under the development portfolio through 35 country programmes and 20 stand-alone development projects in 50 countries. The beneficiaries will be supported through a variety of development and rehabilitation activities focusing primarily on support for education/school feeding, mother-and-child health and nutrition (MCHN), agricultural rehabilitation, disaster-mitigation activities and HIV/AIDS. Many WFP development activities have close links with emergency preparedness. Examples include **Bangladesh, Ethiopia, and Mozambique**.

2. Beneficiary needs in 2005 are estimated at 968,000 tonnes of food aid, worth US\$ 451 million. These needs represent 12 percent of the resources WFP needs for all programme categories in 2005, but if pledged they would allow it to meet the needs of nearly **30 percent** of the 80 million beneficiaries. A relatively small investment can make a difference to the lives of millions of extremely poor people.

3. About 64 percent of 2005 needs are concentrated in least-developed countries (LDCs); 29 percent are in low-income food-deficit countries (LIFDCs<sup>1</sup>) excluding LDCs; 6 percent are in “other” countries. As of mid-2004, WFP support to **Ecuador** was being covered in full by the Government through a trust fund agreement, so its requirements are not highlighted in this publication.

<sup>1</sup> As of 2005, Cuba has graduated from the LIFD category.



4. WFP makes every effort to mobilize resources for its development portfolio, but current forecasts of development resources likely to be available in 2005 suggest that it will be unable to meet 2005 requirements. Accordingly, and in line with the Strategic Plan approved in October 2003, WFP will continue to prioritize its available multilateral resources to country programmes and projects in countries that:

- are least developed or have equally low income – per capita three-year average gross domestic product of less than US\$900; and
- face a problem of chronic malnutrition measured as a rate of stunting among children under 5 greater than 25 percent.

The implication is that countries not meeting these criteria will need to be increasingly “self supporting”, obtaining resources through directed multilateral contributions or extra-budgetary resources.

5. As at 14 January 2005, only US\$123,000 had been pledged for WFP development activities. These funds, combined with carry-over resources from 2004, have enabled WFP to pre-assign and mobilize 63,700 tonnes of food aid worth US\$33.8 million. **The current 2005 shortfall for development stands at US\$333 million.**

6. WFP concentrates its scarce food aid resources on the most vulnerable people, reiterates the **need for adequate, predictable and sustained donor support** for all approved requirements, in line with commitments made at the International Conference on Financing for Development held in Monterrey, Mexico in March 2002 regarding increased and stable resources for development assistance. The need to increase development aid, particularly for **Africa**, has recently been raised by world leaders at the World Economic Forum in Davos, Switzerland.

7. WFP would also like to reiterate its **continuing appeal for undirected multilateral funding**, free from donor conditions such as targeting a geographical area, an activity in a country programme, a category of countries or purchasing restrictions. Undirected multilateral funding is the most efficient means of providing resources to WFP, because it enables the flexibility to respond efficiently to needs.

9. Timely receipt of contributions is critical for school feeding requirements, which constitute 40 percent of WFP's projected development portfolio for 2005. Given that academic years commence on fixed dates, WFP needs to pre-position an adequate supply of food aid for schools or run the risk of students in targeted schools abandoning their studies.

10. WFP's country programme in **China** will be phased out by the end of 2005. China has been identified as WFP's first pilot development activity to

be included in its business process review. A working-capital loan of US\$4.1 million was granted to this programme in late 2004 to purchase 21,750 tonnes of commodities and cover related costs; it will enable WFP to provide food for 1.3 million beneficiaries on time.

## **NEW DEVELOPMENT ACTIVITIES**

11. In late 2004, the South African Government provided WFP with R10 million, equivalent to US\$1.7 million, to support development of an integrated food-security information and vulnerability monitoring system in **South Africa** and strengthen the **Southern Africa Development Community (SADC)** vulnerability analysis initiative.

12. A budget increase to **Ethiopia** country programme 10208.0 Activity 2 "Promoting Education through School Feeding" is being presented for approval at the Executive Board's First Regular Session in 2005. The budget increase of US\$14.4 million for July 2005 to December 2006 will allow WFP to maintain the current school feeding caseload of 400,000 covered by EMOP 10030.3.

13. Draft country programmes for **Bangladesh, Uganda, Burkina Faso, Ghana** and **Chad** are scheduled for consideration by the Executive Board at its Second Regular Session from 6 to 10 June 2005. New stand-alone development projects in **Cape Verde** and **Peru** are currently under preparation.

## STATUS OF 2005 WFP DEVELOPMENT ACTIVITIES FOOD AID NEEDS AND SHORTFALLS

(As at 14 January 2005)

Country	Planned Beneficiaries	2005 Beneficiary Needs		Resources to Raise in 2005		Shortfall at 14 January	
	(thousands)	Quantity (MT)	Value (US\$ mill)	Quantity (MT)	Value (US\$ mill)	Quantity (MT)	Value (US\$ mill)
<b>Least Developed Countries</b>							
Bangladesh	2,049	150,000	44.2	150,000	44.2	150,000	44.2
Benin	68	5,271	3.7	4,737	3.4	4,737	3.4
Bhutan	59	5,392	3.9	3,435	1.5	3,435	1.5
Burkina Faso	428	16,142	9.4	1,640	2.2	1,640	2.2
Cambodia	51	6,291	3.1	2,912	1.5	2,912	1.5
Cape Verde	108	3,109	3.2	578	0.4	578	0.4
Central African Republic	108	3,128	2.8	1,891	1.9	1,525	1.6
Chad	297	6,849	5.5	3,437	2.9	1,638	2.3
Djibouti	19	3,125	2.1	2,495	1.7	2,495	1.7
Ethiopia	874	44,224	18.9	40,101	16.9	40,101	16.9
Gambia	146	4,915	2.9	4,484	2.7	4,484	2.7
Guinea	235	4,786	3.8	2,959	2.2	2,959	2.1
Haiti	149	8,975	8.8	8,975	8.8	3,243	2.3
Laos	207	7,995	5.2	6,958	4.8	5,771	4.1
Lesotho	181	7,754	4.3	3,976	2.4	3,976	2.4
Madagascar	176	8,838	5.2	8,838	5.2	8,838	5.2
Malawi	238	26,574	14.1	19,988	10.7	19,242	10.2
Mali	1,033	15,691	8.3	13,763	7.1	13,763	7.1
Mauritania	262	10,302	6.9	8,366	5.3	8,366	5.3
Mozambique	391	38,897	25.2	34,955	22.0	34,883	22.0
Nepal	904	28,289	16.1	19,691	11.4	13,757	8.2
Niger	370	14,001	6.8	10,932	5.5	10,932	5.4
Rwanda	199	16,329	11.1	4,067	3.3	4,067	3.3
São Tomé & Príncipe	36	1,336	0.9	933	0.7	933	0.7
Senegal	553	12,729	7.1	8,168	5.0	8,168	5.0
Sierra Leone	392	14,599	10.5	11,336	8.3	11,336	8.3
Sudan	656	20,767	9.2	6,601	3.4	6,601	3.4
Tanzania, Utd. Rep. of	238	18,382	9.5	13,115	6.8	13,115	6.8
Uganda	252	28,793	14.2	24,238	11.8	24,238	11.8
Yemen	1,077	28,665	13.6	23,860	10.8	23,860	10.8
Zambia	292	15,386	9.4	12,300	7.5	12,300	7.5
<b>Sub-total</b>	<b>12,048</b>	<b>577,534</b>	<b>289.9</b>	<b>459,729</b>	<b>222.3</b>	<b>443,892</b>	<b>210.3</b>

## STATUS OF 2005 WFP DEVELOPMENT ACTIVITIES FOOD AID NEEDS AND SHORTFALLS

(As at 14 January 2005)

Country	Planned Beneficiaries	2005 Beneficiary Needs		Resources to Raise in 2005		Shortfall at 14 January	
	(thousands)	Quantity (MT)	Value (US\$ mill)	Quantity (MT)	Value (US\$ mill)	Quantity (MT)	Value (US\$ mill)
<b>Low-income Food-deficit Countries</b>							
Cameroon	190	5,750	2.8	2,085	1.2	2,085	1.2
China	3,529	43,450	11.6	43,450	11.6	-	4.0
Egypt	413	22,424	11.2	21,971	10.8	21,971	10.8
Ghana	223	7,526	4.5	4,175	2.8	4,175	2.8
Honduras	525	9,660	6.2	8,691	5.8	8,066	4.0
India	2,150	132,831	38.2	112,434	31.6	112,135	31.5
Kenya	1,131	53,995	21.1	44,959	17.8	44,959	17.8
Nicaragua	511	17,488	10.8	17,034	10.4	16,117	7.7
Pakistan	510	22,782	19.2	17,750	17.4	17,750	17.4
Sri Lanka	132	6,536	2.5	4,544	1.8	4,544	1.8
Syria	116	12,029	4.0	12,029	4.0	12,029	4.0
<b>Sub-total</b>	<b>9,428</b>	<b>334,471</b>	<b>132.1</b>	<b>289,122</b>	<b>115.2</b>	<b>243,831</b>	<b>103.0</b>
<b>Other</b>							
Bolivia	279	25,000	8.8	25,000	8.8	25,000	8.8
Cuba	742	6,608	4.5	6,503	4.4	6,503	4.4
Dominican Republic	49	322	0.2	322	0.2	322	0.2
El Salvador	146	6,389	6.2	4,515	5.3	3,110	1.3
Guatemala	150	5,622	2.8	2,595	1.7	1,405	0.8
Jordan	2	3,153	1.0	3,153	1.0	3,153	1.0
Peru	225	8,838	4.5	7,077	3.4	7,077	3.4
South Africa	-	-	0.8	-	0.8	-	-
<b>Sub-total</b>	<b>1,593</b>	<b>55,932</b>	<b>28.8</b>	<b>49,165</b>	<b>25.5</b>	<b>46,570</b>	<b>20.0</b>
<b>GRAND TOTAL</b>	<b>23,070</b>	<b>967,937</b>	<b>450.9</b>	<b>798,016</b>	<b>363.1</b>	<b>734,293</b>	<b>333.3</b>

## SPECIAL OPERATIONS

1. Special operations (SOs) continue to demonstrate their importance in facilitating the distribution of food to beneficiaries and providing invaluable services to the humanitarian community in emergency situations. SOs have a decisive role in WFP's operations: responding to the recent tsunami disaster in the Indian Ocean, addressing the needs of refugees and internally displaced people (IDPs) in Darfur, providing air transport in the Democratic Republic of Congo and supporting relief efforts for victims of civil unrest and drought in Haiti are examples.

2. WFP also provides logistics services for other United Nations humanitarian agencies, non-governmental organizations (NGOs) and the donor community through SOs: the United Nations Joint Logistics Centre (UNJLC) established to respond to the Darfur and tsunami crises and the WFP Humanitarian Air Service (HAS) facilitating the response in the tsunami-affected countries are examples.

3. SO 10352.0, the Asia Emergency Response Facility (AERF), is a recent example of the difference SOs can make in facilitating humanitarian assistance. AERF consists of a number of pre-positioned regional emergency stocks in Phnom Pehn, which enabled WFP to react to the tsunami disaster within ten days, air-lifting 16 vehicles, 11 WiikHalls (temporary shelters/warehouses), 2 fuel-storage tanks and 70 tonnes of ready-to-eat high-protein biscuits (BP5s) to the areas most affected in Indonesia and Sri Lanka.

4. There are currently 21 active SOs, of which seven are for HAS and the remainder for augmented logistics or emergency infrastructure projects or other common services. These operations require US\$228 million to meet operational requirements in 2005. Needs will most likely increase taking into account the ongoing budget revisions. By pledging relatively small amounts of cash to the SOs, donors can greatly increase the impact of humanitarian assistance and help to reduce transport costs.

### Special Operations

SOs are a separate programme category complementing WFP relief operations, mainly by addressing operational bottlenecks that hinder the flow of food to beneficiaries. SO activities include airlifts of non-food items, information and communications technology (ICT) and air services for the international humanitarian community, projects to rehabilitate roads, airports, railways and ports and operational support activities involving specialized equipment and action against landmines.

SOs are used in WFP interventions to:

- rehabilitate and enhance transport and logistics infrastructure to permit timely and efficient delivery of food assistance, especially to meet emergency and protracted relief needs; and
- enhance coordination in the United Nations system and with other partners by providing designated common services.

## NEW SOs

### Asia Regional SO 10406.0, "Logistics Augmentation in Support of WFP Indian Ocean Tsunami EMOP 10405.0"

The objectives are (i) to reconstitute and maintain a reliable transport capacity to support deliveries of food and essential humanitarian relief items and (ii) to provide offices and accommodation for WFP and inter-agency staff. SO 10406.0 will provide warehouse and operational-support equipment, temporary prefabricated offices and accommodation, an inter-agency base camp in Banda Aceh and a contingency stock for additional base camps, and

augmented communications and ICT support. The shortfall for SO 10406.0 is US\$21.2 million, 87 percent of its needs.

#### **Asia Regional SO 10407.0, “WFP Air Support for Humanitarian Relief Operations in Response to the Indian Ocean Tsunami”**

SO 10407.0 aims to coordinate receipt and distribution by air of humanitarian aid for victims of the recent tsunami disaster. This is urgent in view of massive congestion at airports in the region, particularly in Sri Lanka and Indonesia. The operation will establish a staging area through which receipt, trans-shipment and distribution of aid through air terminals can be organized and coordinated. The shortfall for SO 10407.0 is US\$37.7 million, 89 percent of its needs.

#### **Asia Regional SO 10408.0, “Establishment of a United Nations Joint Logistics Centre”**

The objectives of the UNJLC intervention include ensuring uninterrupted, timely and cost-effective logistics activities, which involves acting as the coordination cell for strategic and regional air operations, analyzing customs systems and border-crossing regimes, analyzing fuel needs for the humanitarian operations and fuel-supply systems, establishing a humanitarian operations centre for liaising with military entities, developing and issuing regular logistics bulletins, reports, maps and databanks and creating a website. The shortfall for SO 10408.0 is US\$2.7 million, 69 percent of its needs.

### **CRITICALLY UNDER-FUNDED SOS**

5. As at 14 January 2005, the most critically under-funded SOs are:

#### **Angola SO 10146.1, “Passenger Air Transport Service for the Humanitarian Community”**

The objective of this SO is to contribute to the Common Humanitarian Action Plan for Angola by operating a passenger air service for humanitarian agencies, NGOs and donors. Commercial operators have increased the

number of locations to which they fly, but these are limited in terms of humanitarian requirements. WFP is therefore required to continue scheduling flights to locations for which there are no alternative services. The shortfall for SO 10146.1 is US\$1.2 million, 100 percent of needs for 2005.

#### **Chad SO 10338.0/10338.1, “WFP Humanitarian Air Services in Chad in Support of EMOP 10327.0: Emergency Assistance to Sudanese Refugees in North-East of Chad”**

These operations provide a critical link for agencies working in support of Sudanese refugees in Chad. Distances between refugee sites and the operations hub are large – Ndjamena, for example, is 1,000 km from the area of operations – roads are poor and largely impassable during the rainy season. SO 10338.0 has been extended until March 2005 and will be followed by SO 10338.1. The combined shortfall for both SOs is US\$5.5 million, 100 percent of needs for 2005.

#### **Chad SO 10390.0, “Logistics Augmentation in Support of EMOP 10327.0: Emergency Assistance to Sudanese Refugees in North-Eastern Chad”**

SO 10327.0 aims to ensure that WFP has the logistics support to assist Sudanese refugees in northern Chad. With roads in Chad closed in the rainy season and the opening of the Libyan corridor to supply eastern Chad, the logistics infrastructure urgently needs to be reinforced. Because many areas are inaccessible during the rainy season, WFP needs to pre-position stocks for 4–5 months to ensure that refugees are fed on time. Urgent funding is required to ensure that adequate capacity is in place before June 2005. The shortfall for SO 1039.0 is US\$4.7 million, 100 percent of needs for 2005.

#### **Democratic Republic of Congo 10377.0, “Provision of Humanitarian Air Services for the DRC”**

The objective of SO 10377.0 is to provide safe inter-agency air transport to meet the needs of the humanitarian community in delivering assistance to the Congolese population. A passenger air service is fundamental to the

continuation of humanitarian assistance: it is the only safe way of transporting humanitarian workers and donors to some areas in a timely manner. The shortfall for SO 10377.0 is US\$2.1 million, 100 percent of needs for 2005.

### **Sudan 10181.3, “Provision of Humanitarian Air Services in Sudan”**

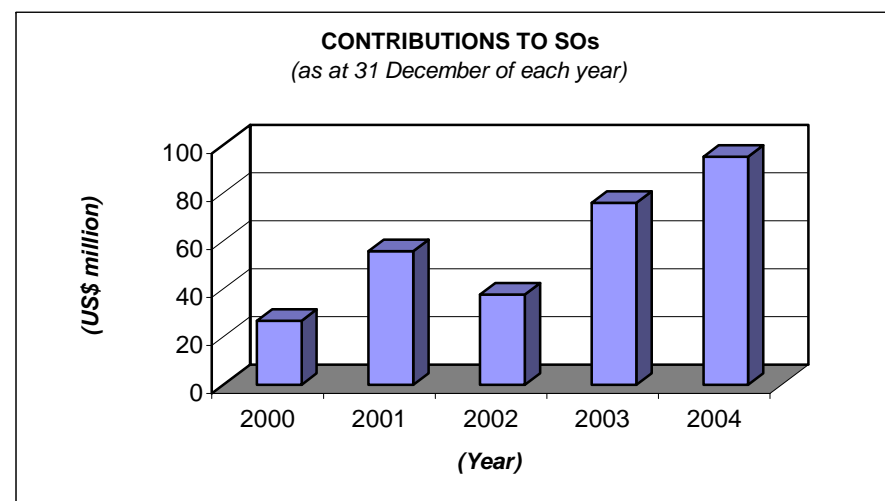
This operation, an expansion of SO 10181.2 “Passenger Air Transport in Support of EMOP 10048.2”, reflects the need for considerable expansion of air transport to respond to the emergency in the Darfur region – passenger air services for humanitarian workers who do not have access to remote areas by commercial airline, and transport of vital non-food items. SO 10181.3 aims to provide 14 supplementary aircraft, especially during the rainy season from July to November. The shortfall for SO 10181.3 is US\$24.4 million, 100 percent of needs for 2005.

### **Sudan 10368.0, “Emergency Road Repair and Mine Clearance of Key Transport Routes in Sudan in Support of EMOP 10048.3”**

The objective of SO 10368.0 is to carry out emergency repairs to transport routes in southern Sudan. Food security in the region is severely affected by poor and unpaved roads that are impassable in the rainy season and by mines and unexploded ordnance on some sections of road. SO 10368.0 is critical in terms of providing an alternative to air transport and enabling movements of relief and recovery assistance. The operation aims to facilitate the return and reintegration of IDPs in the new peace context and promote trade and self-sufficiency among people affected by war. The shortfall for SO 10368.0 is US\$65.1 million, 99 percent of needs for 2005.

### **Sudan 10371.0, “Logistics Augmentation in Support of EMOP 10339.1: Food Assistance to Population Affected by War in Greater Darfur”**

SO 10371.0 is linked to EMOP 10339.1 and is intended for 2 million beneficiaries in Greater Darfur. Since the start of the operation in July 2004, WFP has augmented its logistics operations to ensure that it has adequate transport capacity and sufficient operational support in place. Donors have been generous in providing 50 percent of operation requirements, but no funding had been received by 14 January to provide the US\$27.2 million needed in 2005.



### Special Operations 2005 Needs and Shortfalls (as at 14 January 2005)

Recipient	Operation Number	Title	Completion Date	Total Requirements	Total Contributions	2005 Estimated Resourcing Gap	2005 Shortfall as at 14 January	
				(US\$ mill)	(US\$ mill)	(US\$ mill)	(US\$ mill)	(%)
<b>Africa, sub-Saharan</b>								
Angola	10146.1	Passenger Air Transport Service for the Humanitarian Community	30-Jun-05	8.7	7.4	1.2	1.2	100%
Angola (1)	10149.1	Logistics Services to the Humanitarian Community in Angola to Improve Access to Beneficiaries	31-May-05	9.2	8.6	0.6	0.6	100%
Angola	10375.0	Improve Access to Vulnerable Populations through the Repair of Bridges and Water Crossings in Angola	31-Dec-05	5.1	0.2	2.3	2.3	100%
Burundi	10173.1	Provision of Services of Aircraft for Humanitarian Operations	31-Dec-05	3.0	2.3	0.7	0.7	100%
Chad	10338.0	WFP Humanitarian Air Services in Support of EMOP 10327.0	31-Mar-05	3.0	2.5	0.5	0.5	100%
Chad	10338.1	WFP Humanitarian Air Services in Support of EMOP 10327.0	31-Dec-05	5.0	0.0	5.0	5.0	100%
Chad	10390.0	Logistics Augmentation in Support to EMOP 10327.0	31-Dec-05	6.5	2.1	4.7	4.7	100%
D.R. Congo	10377.0	Provision of Humanitarian Air Service	30-Sep-05	3.0	0.9	2.1	2.1	100%
Sudan	10342.0	Establishment of a UN Joint Logistics Centre Providing Logistics Co-ordination to Humanitarian Agencies Working in Sudan	31-Dec-05	4.4	3.1	1.2	1.2	100%
Sudan	10181.2	Provision of Humanitarian Air Services (HAS) in Sudan	31-Mar-05	2.4	1.2	0.6	0.6	100%
Sudan	10181.3	Provision of Humanitarian Air Services (HAS) in Sudan	31-Dec-05	35.5	11.1	24.4	24.4	100%
Sudan (1)	10364.0	Interagency Security Telecommunication Networks, for the Crisis in Sudan	30-Jun-05	3.2	1.6	1.6	1.6	100%
Sudan	10368.0	Emergency Road Repair and Mine Clearance of Key Transport Routes in Sudan in Support of EMOP 10048.2 / 10048.3	31-Dec-05	89.2	23.3	65.9	65.2	99%
Sudan	10371.0	Logistics Augmentation in Support to EMOP 10339.0 / 10339.1	31-Dec-05	63.2	34.2	27.2	27.2	100%
West Africa Regional	10061.3	Air Passenger Service in West Africa Coastal Countries: Guinea, Sierra Leone, Liberia and Côte d'Ivoire	31-Dec-05	2.4	0.4	2.4	2.0	83%
<b>Sub-total</b>				<b>243.6</b>	<b>99.0</b>	<b>140.5</b>	<b>139.4</b>	<b>99%</b>

Recipient	Operation Number	Title	Completion Date	Total Requirements	Total Contributions	2005 Estimated Resourcing Gap	2005 Shortfall as at 14 January	
				(US\$ mill)	(US\$ mill)	(US\$ mill)	(US\$ mill)	(%)
<b>Asia and Middle East</b>								
Afghanistan	10163.0	Provision of Common Services for Humanitarian Agencies Working in Afghanistan	31-Dec-05	46.1	31.4	14.3	14.3	100%
Asia Regional	10352.0	Asia Emergency Response Facility (AERF)	30-Apr-05	2.2	1.0	0.1	0.1	100%
Asia Regional	10406.0	Logistics Augmentation in Support of WFP Indian Ocean Tsunami EMOP 10405.0	30-Jun-05	24.4	3.1	24.4	21.3	87%
Asia Regional	10407.0	WFP Air Support of Humanitarian Relief Operations in Response to the Indian Ocean Tsunami EMOP 10405.0	30-Jun-05	42.4	4.6	42.4	37.8	89%
Asia Regional	10408.0	Establishment of a UN Joint Logistics Centre Including an Air Coordination Center Providing Logistics & Movement Coordination and Augmentation to Humanitarian Agencies Working in Response to the Indian Ocean Tsunami EMOP 10405.0	30-Jun-05	3.9	1.2	3.9	2.7	69%
Korea, DPR	10029.1	Essential Inputs for Local Food Production, Port Operations and Food-for-Work Projects in Support of EMOP 10141.2	28-Feb-05	1.1	0.1	1.0	1.0	100%
<b>Sub-total</b>				<b>120.1</b>	<b>41.5</b>	<b>86.1</b>	<b>77.2</b>	<b>90%</b>
<b>Latin America and the Caribbean</b>								
Haiti	10346.0	Augmentation of Logistics in Support of PRRO 10275.0 and EMOP 10347.0	28-Feb-05	3.98	3.22	1.18	1.18	100%
<b>Sub-total</b>				<b>3.98</b>	<b>3.22</b>	<b>1.18</b>	<b>1.18</b>	<b>100%</b>
<b>Total</b>				<b>367.7</b>	<b>143.7</b>	<b>227.9</b>	<b>217.8</b>	<b>96%</b>

(1) Completion date based on pending extension in time.

## IMMEDIATE RESPONSE ACCOUNT

1. WFP's immediate response in the countries affected by the tsunami, the continuing crisis in Darfur, the locust plague in northern Africa and persistent food insecurity in southern Africa have once again demonstrated the value of the Immediate Response Account (IRA). WFP wishes to thank donors who have been responding positively to requests to make contributions to the IRA.

2. The IRA is fundamental in enabling WFP to respond rapidly to urgent humanitarian needs. Since the last issue of this publication in October 2004, US\$43 million has been allocated to jump-start eight operations and four immediate-response operations approved under the delegated authority of the country and regional directors.

3. Of that amount, US\$30 million was used in late 2004 in Sudan for the Darfur crisis, in Southern Africa for the most vulnerable food-insecure people, in Bolivia for drought victims and in Mauritania in response to the locust plague.

4. An additional US\$12.9 million was allocated from 27 December 2004 to address the most immediate needs in the Indian ocean region hit by the tsunami.

5. During 2004, a record US\$87.2 million in IRA funds was allocated to 28 operations. This represented a 55 percent increase over 2003 and was more than the combined advances of the three previous years. A large proportion of funds advanced to address the immediate needs in emergency situations was revolved back into the IRA once donors had contributed to the corresponding operations. It is mainly thanks to this revolving of the IRA that WFP could continue advancing substantial amounts to other operations in need of funds.

### IRA MOVEMENTS, 2000-2005 as at 14 January 2005

(US\$ million)

	2000*	2001	2002	2003*	2004	2005
New contributions	18.0	12.4	12.5	19.4	25.1	-
Allocations	24.6	16.9	36.0	56.2	87.2	11.0
Revolved funds	9.3	1.2	8.5	38.7	46.3	-

\* Excluding US\$7.5 million and US\$ 20 million reprogramming approved by the EB for 2000 and 2003, respectively

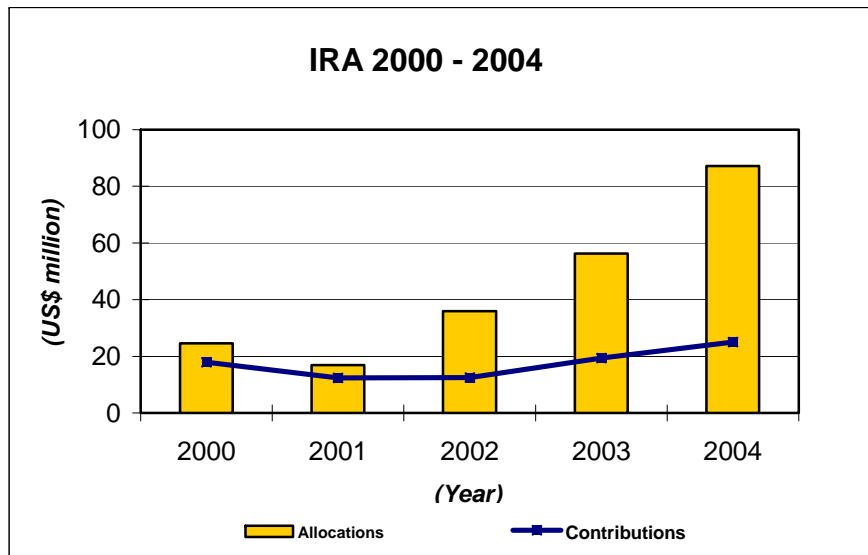
6. Donor contributions to the IRA increased by almost 30 percent during 2004 compared to 2003. However, the level of fresh contributions to the IRA remains inadequate: as of 14 January 2005, the funds available in the IRA totalled US\$34.7 million, less than half of the US\$70 million target amount.

7. As a recognition of the effectiveness of the IRA in addressing immediate emergency situation needs, the Executive Board broadened its scope at the Third Regular Session in October 2004 by:

- doubling the annual IRA target level to US\$70 million;
- endorsing the use of the IRA to prevent critical shortfalls in life-threatening situations, mainly through local and regional purchases and pre-positioning of food, in order to avert critical shortfalls beyond the initial three months of an EMOP while appeals and formal donations forecasts are being prepared; and
- endorsing the proposal that when there is a need for pre-investment in needs assessment but no alternative and viable funding source, the IRA may be used for funding the following preparedness activities up to a limit of US\$2 million per year: (i) capacity assessments for logistics, ICT and procurement; (ii) contingency planning and emergency preparedness; (iii) needs assessments, including VAM, targeting and technical appraisal; and (iv) baseline analyses and surveys.

8. The Executive Board agreed to take into consideration, whenever feasible, the following recommendations of the Secretariat:

- easing restrictions on bag markings, which seriously limit the possibility of revolving the IRA;
- agreeing up-front to revolving the IRA with directed contributions confirmed to an operation that has received an IRA allocation, even though the contribution might have been confirmed after the IRA allocation was made; and
- agreeing up-front to transfer to the IRA account any cash balances on directed contributions to EMOPs, PRROs or SOs of less than US\$10,000.



### Facts about the IRA

Allocations from the IRA fund are normally made as loans to eligible operations in anticipation of receiving specific donor contributions. If no such donations are received, especially in life-threatening situations, the “loan” is deemed to be a permanent non-reimbursable allotment from the IRA

The IRA serves as both a replenishable and a revolving fund. Revolving means that funds allocated from the IRA to an operation may subsequently be reimbursed to the IRA account with directed multilateral donor contributions received for that operation. Directed contributions that are used to revolve the IRA are accounted for and reported under the operation to which the donor pledged them.

In-kind contributions or contributions with donor conditions such as specific bag markings severely restrict the possibility of revolving the IRA.

**2004 IRA Allocations**  
(As at 31 December 2004)

<i>Recipient</i>	<i>Operation</i>	<i>Title</i>	<i>Date of Approval</i>	<i>Approved Allocation (US\$)</i>
<b>Immediate Response EMOPs Approved Under Country/Regional Directors' Delegated Authority</b>				
Bangladesh	EMOP 10378.0	Assistance to Flood Displaced Populations	29-Jul-04	199,287
Bolivia	EMOP 10395.0	Prolonged Drought in El Chaco Region	23-Sep-04	198,849
Cuba	EMOP 10369.0	Drought in the Eastern Provinces	30-Jun-04	196,580
Guinea-Bissau	EMOP 10343.0	Mitigating flood impact in Guinea Bissau	20-Feb-04	197,697
Indonesia	EMOP 10402.0	Assistance to People Affected by the Earthquake and Subsequent Tidal Waves	27-Dec-04	498,877
Maldives	EMOP 10404.0	Assistance to Victims of the Tsunami	29-Dec-04	376,640
Morocco	EMOP 10348.0	Assistance to Earthquake Affected People	16-Mar-04	223,569
Nicaragua	EMOP 10376.0	Mudslides and Flooding in the Northern Region of Nicaragua	16-Jul-04	162,101
Peru	EMOP 10373.0	Frost in Puno Department	14-Jul-04	199,561
Sri Lanka	EMOP 10401.0	Assistance to Victims of the Tsunami	27-Dec-04	498,085
Thailand	EMOP 10403.0	Assistance to Victims of the Tsunami	27-Dec-04	491,558
<b>Sub-total</b>				<b>3,242,804</b>
<b>Other Allocations</b>				
Bolivia	EMOP 10392.0	Prolonged Drought in El Chaco Region	12-Nov-04	420,250
Chad	EMOP 10327.0	Emergency Assistance to Sudanese Refugees in North-Eastern Chad	09-Jan-04	2,000,000
Chad	SO 10338.0	WFP Humanitarian Air Services in Chad in Support to EMOP 10327.0	04-Feb-04	550,000
Chad	EMOP 10327.0	Emergency Assistance to Sudanese Refugees in North-Eastern Chad	14-Jul-04	2,000,000
Chad	SO 10390.0	Logistics Augmentation in Support to EMOP 10327.0	16-Sep-04	2,000,000
Haiti	EMOP 10347.0	Support to Victims of Civil Unrest and Natural Disasters	23-Apr-04	1,400,000
Iran	EMOP 10332.0	Relief Assistance to Earthquake Victims in Bam	09-Jan-04	1,000,000
Iraq	EMOP 10360.0	Assistance to Primary School Children and Vulnerable Groups	04-Aug-04	10,000,000
Kenya	EMOP 10374.0	Food Assistance to Drought-Affected People	20-Aug-04	3,500,000
Korea, DPR	EMOP 10141.2	Emergency Assistance for Vulnerable Groups	06-Feb-04	3,500,000
Mauritania	PRRO 10359.0	Strengthening the Livelihood of Drought-Affected Populations	19-Dec-04	2,700,000
Myanmar	EMOP 10345.0	Emergency Food Assistance to Ex-Poppy Farmers in Northern Shan State Myanmar	16-Mar-04	700,000
Namibia	EMOP 10334.0	Targeted Food Assistance for Orphans and Vulnerable Children in Namibia Affected by Food Insecurity and the Impact of HIV/AIDS	22-Mar-04	643,000
Southern Africa Region	PRRO 10310.0	Assistance to Populations in Southern Africa Vulnerable to Food Insecurity and the Impact of HIV/AIDS	15-Nov-04	7,000,000
Sudan	EMOP 10048.2	Food Assistance to Population Affected by War in Greater Darfur	09-Jan-04	1,500,000
Sudan	EMOP 10339.0	Food Assistance to Population Affected by War in Greater Darfur	07-May-04	20,000,000
Sudan	SO 10371.0	Logistics Support to Population Affected by War in Darfur	16-Jul-04	5,000,000
Sudan	EMOP 10339.1	Food Assistance to Population Affected by War in Greater Darfur	14-Dec-04	20,000,000
<b>Sub-total</b>				<b>83,913,250</b>
<b>Total</b>				<b>87,156,054</b>

**2005 IRA Allocations**  
(As at 14 January 2005)

<i>Recipient</i>	<i>Operation</i>	<i>Title</i>	<i>Date of Approval</i>	<i>Approved Allocation (US\$)</i>
Asia Regional	EMOP 10405.0	Assistance to Tsunami Victims across the Indian Ocean Region	01-Jan-05	500,000
Asia Regional	SO 10406.0	Logistics Augmentation in Support of WFP Indian Ocean Tsunami EMOP 10405.0	01-Jan-05	5,000,000
Asia Regional	SO 10407.0	WFP Air Support of Humanitarian Relief Operations in Response to the Indian Ocean Tsunami	01-Jan-05	5,000,000
Asia Regional	SO 10408.0	Establishment of a UN Joint Logistics Centre Including an Air Coordination Center Providing Logistics & Movement Coordination and Augmentation to Humanitarian Agencies Working in Response to the Indian Ocean Tsunami	01-Jan-05	500,000
<b>Total</b>				<b>11,000,000</b>

### Contributions to the IRA (US\$), as at 14 January 2005

Donor	1995	1996	1997	1998	1999	2000*	2001	2002	2003*	2004
Argentina	-	-	-	-	-	-	6,793	-	-	-
Australia	445,500	-	4,431	666,290	-	721,418	162,574	-	-	-
Austria	-	117,400	-	-	13,430	-	73,580	-	-	-
Belgium	-	-	-	-	997,873	322,827	-	132,358	-	-
Canada	2,277,745	2,189,781	2,186,014	-	8,400,000	2,187,874	1,998,105	1,863,354	4,141,083	4,529,355
Cuba	-	-	-	-	-	-	23,272	-	-	-
Cyprus	-	-	-	-	-	-	-	-	4,630	4,629
Denmark	52,287	1,730,253	739,262	1,078,582	713,267	910,273	969,602	-	-	-
Finland	-	-	402,542	548,948	541,419	423,351	40,927	490,364	8,607	-
France	-	-	-	-	-	100,984	714,029	-	-	1,694,960
Germany	-	37,132	-	-	-	-	-	-	-	-
Greece	-	-	-	-	-	-	-	-	-	15,555
Holy See	-	-	-	-	-	-	-	10,000	-	-
Iceland	-	-	-	-	-	-	-	-	-	18,469
Ireland	-	-	98,124	-	-	296,700	386,257	462,021	1,681,797	977,252
Italy	-	78,472	41,937	19,200	-	-	12,502	-	583,009	-
Japan	1,000,000	1,214,781	927,025	937,009	700,000	1,217,943	700,000	400,000	1,857,197	9,274,925
Korea, Rep. of	-	-	1,280	-	-	-	-	-	-	-
Netherlands	3,346,958	3,014,773	4,026,377	4,800,000	3,900,000	4,532,079	3,661,694	2,992,958	3,549,061	4,146,341
New Zealand	1,777	-	-	-	-	-	-	-	86,207	-
Norway	822,000	3,143,344	1,768,707	1,978,892	1,901,141	1,686,608	2,297,864	1,989,390	2,141,964	2,404,855
South Africa	-	-	-	-	-	-	-	-	-	1,409
Spain	-	3,194	-	-	-	532,831	8,468	-	-	-
Sweden	6,605,929	3,728,358	2,471,553	2,000,000	3,000,000	2,287,398	107,370	2,419,315	2,421,320	1,473
Switzerland	1,031,165	834,290	796,474	1,118,135	1,713,479	1,180,368	908,528	1,236,216	2,875,592	2,021,263
Thailand	-	-	-	-	-	10,582	-	-	-	-
United Kingdom	1,033,796	1,069,539	132,257	-	-	1,589	283,436	493,790	-	-
United States of America	3,000,000	2,000,000	4,000,000	2,000,000	2,000,000	1,500,000	-	50,000	-	-
Others	-	40,362	-	-	-	50,454	37,581	-	1,500	-
<b>TOTAL</b>	<b>19,617,157</b>	<b>19,201,679</b>	<b>17,595,983</b>	<b>15,147,056</b>	<b>23,880,609</b>	<b>17,963,280</b>	<b>12,392,582</b>	<b>12,539,766</b>	<b>19,351,967</b>	<b>25,090,486</b>

\* Excluding US\$7.5 million and US\$20 million reprogramming approved by the EB in 2000 and 2003, respectively.



## COUNTRY PAGES

The following section includes brief description of selected relief operations and development activities that are facing critical shortfalls.

Each country page also includes a table with basic operational information (operation title, number, total beneficiaries, total cost, total tonnage and period), a table showing pipeline data (indicating, by commodity, the month in which a pipeline break is expected to occur) and a table providing projected distribution (in value and in tonnage) for the next six months.

The tables in the following pages refer to the full operational requirements and may differ from the data on pages 14-16 which refer to requirements as well as number of planned beneficiaries for 2005.



## AFGHANISTAN

<b>Title:</b>	<b>Food Assistance to Re-Establish Livelihoods and Household Food Security in Afghanistan</b>
<b>Project number:</b>	<b>PRRO 10233.0*</b>
<b>Beneficiaries:</b>	9,977,400
<b>Total cost (US\$):</b>	341,299,249
<b>Total tonnage (tonnes):</b>	614,390
<b>Period:</b>	April 2003 – September 2005

\* Expansion till December 2005 is planned

### OVERVIEW OF IMPLEMENTATION

The PRRO was designed in response to high levels of poverty, poor nutrition, limited access to education and health services and high levels of morbidity and mortality. It is intended to reach 6 million beneficiaries in the first year and 5.8 million during the second year. The main focus is on recovery activities such as food for work and food for education. Relief activities, one third of the planned assistance, support returning refugees, internally displaced people, malnourished people, tuberculosis patients and their families, vulnerable households and social institutions.

In December 2004, 68 percent of planned food assistance was distributed to beneficiaries. Actual distribution and beneficiaries reached are less than planned because of continued insecurity in parts of the country, limited availability of cooperating partners especially in the south and southeast and inability to implement school feeding projects at the planned scale because of lack of biscuits. WFP continues to rely on government counterparts trained in project monitoring and assessment to implement projects in areas with no NGO representation. Winter pre-positioning of food in areas that become inaccessible during winter is ongoing: 90 percent of the planned tonnage is now pre-positioned; 57 percent has been distributed to beneficiaries.

Following finalization of the Common Country Assessment (CCA), carried out from July to September 2004, preparations for the United Nations Development Assistance Framework (UNDAF) will start in January 2005. The UNDAF, to be finalized by May 2004, will set the basis for the United Nations harmonized programme cycle starting in early 2006. Preparations for a new PRRO will start in early 2005 in parallel with the UNDAF process and will take into consideration the findings of the May–June 2004 PRRO evaluation mission and the CCA.

### OVERALL NEEDS AND SHORTFALLS FOR 2005

Cash contributions are urgently needed to avert a shortfall of pulses as of April 2005. Other essential food-basket commodities, cereals and vegetable oil, will become depleted in May and June. An estimated US\$13.5 million is needed to resource 27,000 tonnes of food commodities to cover needs through June.

Insufficient resources may result in reduced or incomplete food rations for a monthly average of 3.8 million beneficiaries, including drought-affected beneficiaries at a time when vulnerability is greatest for rural Afghans living in food-insecure areas.

Commodity pipeline	Cereals	Pulses	Oil	Blended food	Other
<b>Shortfall for next 6 months</b>	23,975	2,697	733	-	-
<b>Pipeline break</b>	May 2005	April 2005	June 2005	N/A	N/A

Distribution projected for next 6 months	
US\$ million	Tonnes
117.1	184,441

**WFP Country Director: Mr Charles Vincent**  
**E-mail: charles.vincent@wfp.org**

**Telephone: +873 763044 995**  
**Fax: +873 763044 996**



## ANGOLA

Title:	Support to Return and Resettlement	Passenger Air Transport Service
Project number:	PRRO 10054.2	SO 10146.1
Beneficiaries:	1,640,198	N/A
Total cost (US\$):	161,168,816	8,653,732
Total tonnage (tonnes):	247,469	N/A
Period:	April 2004 – December 2005	April 2003 – June 2005

### OVERVIEW OF IMPLEMENTATION

The end of the internal conflict in April 2002 led to a massive population return into Angola. The objectives of PRRO 10054.2 are to contribute to the consolidation of peace by preventing hunger and malnutrition and to restore sustainable livelihoods for vulnerable rural people.

WFP Angola is currently supporting resettlement of 790,000 internal and external returnees – but only 50 percent of cereal rations are available because of the lack of resources. Most beneficiaries return to their places of origin with few productive assets, limited opportunities for income diversification and little access to basic services. They need food assistance until the next harvest in April–June 2005.

Because of the lack of resources, WFP's support for the primary education programme has been limited to 40,000 children in the provinces of Benguela and Huambo, only 20 percent of the target for 2004. In 2005, however, this number should increase with extension of the programme to new schools and to the provinces of Bie – 45,000 students – and Kwanza Sul – 10,000 students. Beneficiaries targeted through nutritional, medical and social programmes and newly arrived returnees are not yet affected by the reduced rations. Various activities in the health sector are supported: HIV/AIDS

awareness initiatives, assistance to people affected by AIDS and tuberculosis, and a supplementary feeding programme. Support for food-for-work activities continues, but at a lower level than planned.

### OVERALL NEEDS AND SHORTFALLS FOR 2005

The operation is severely underfunded: it requires US\$50 million, equivalent to 80,000 tonnes, to cover its needs to the end of 2005. New contributions are urgently required, especially to enable distribution of full cereal rations to recently resettled people until the next harvest.

Angola special operation (SO) 10146.1 requires additional funding of US\$1.2 million to enable it to run beyond mid-February 2005. The service is critical to the work of many humanitarian agencies in that it provides for them a safe and reliable passenger service with adequate frequency to the least accessible areas of the country for delivery of humanitarian assistance.

Commodity pipeline	Cereals	Pulses	Oil	Blended food	Other
Shortfall for next 6 months	30,267	1,004	1,095	-	470
Pipeline break	April 2005	May 2005	April 2005	N/A	March 2005

Distribution projected for next 6 months	
US\$ million	Tonnes
51.2	81,670

Expenditure projected for next 6 months (US\$ million)	
SO 10146.1	1.5

WFP Country Director: *Mr Rick Corsino*  
E-mail: [rick.corsino@wfp.org](mailto:rick.corsino@wfp.org)

Telephone: +244 2 310581  
Fax: +244 2 310306



## AZERBAIJAN

<b>Title:</b>	<b>Targeted Food Assistance for Relief and Recovery of Displaced Persons and Vulnerable Groups in Azerbaijan</b>
<b>Project number:</b>	<b>PRRO 10168.0</b>
<b>Beneficiaries:</b>	165,800
<b>Total cost (US\$):</b>	20,825,182
<b>Total tonnage (tonnes):</b>	43,087
<b>Period:</b>	January 2003 – December 2005

### OVERVIEW OF IMPLEMENTATION

Armed conflict with Armenia over the enclave of Nagorno-Karabakh in the early 1990s led to displacement of 800,000 Azeris and the loss of 20 percent of Azerbaijan's territory. WFP has provided food assistance to internally displaced people (IDPs) and other vulnerable groups since late 1993. PRRO 10168.0 aims to promote food security among vulnerable groups through targeted interventions, particularly in rural areas with high concentrations of IDPs. The school feeding component aims to minimize school drop-outs, especially girls, and to address malnutrition. Support to pre-school caregivers and food-for-assets (FFA) are also among PRRO components. Self-sufficiency for most of the IDPs is unrealistic in view of poor employment prospects and limited government social funds. Without food aid, the precarious status of the IDPs would rapidly deteriorate. Continued WFP assistance, with phase-out depending on the Government's capacity to meet IDP needs, is of paramount importance.

WFP currently provides food assistance to 130,000 IDPs, 70 percent of whom are women and children. The caseload for free food distribution was reduced while the number of beneficiaries enrolled in FFA activities was increased.

With its cooperating partners, WFP initiated community employment-generating schemes such as repair and maintenance of shelters, schools, sanitation and camp roads to improve the living conditions of IDPs. The school feeding project expanded to reach 5,000 primary schoolchildren in 99 schools from September 2004. Education is no longer free, so this additional support to family income offsets the costs of enrolment and clothing.

### OVERALL NEEDS AND SHORTFALLS FOR 2005

In view of decreasing resources, recovery activities have been suspended since September 2004. As of January 2005, WFP suspended all other assistance to IDPs, including general relief distribution, which accounts for 90 percent of the programme. Only school feeding will continue. Suspension of food distribution in the middle of winter will have a dramatic impact on the nutritional status of already food-insecure IDPs with limited employment opportunities.

Shortfalls during the next six months total nearly 3,200 tonnes. To avert a crisis, WFP is seeking US\$1.6 million in immediate cash contributions to enable local procurement of food and prompt delivery to IDPs.

Commodity pipeline	Cereals	Pulses	Oil	Blended food	Other
<b>Shortfall for next 6 months</b>	1,838	653	270	40	429
<b>Pipeline break</b>	Immediate	Immediate	Immediate	Immediate	Immediate

Distribution projected for next 6 months	
US\$ million	Tonnes
3.3	6,963



## BANGLADESH

Title:	Assistance to Flood-Affected People
Project number:	EMOP 10380.0
Beneficiaries:	5,000,000
Total cost (US\$):	73,688,243
Total tonnage (tonnes):	191,075
Period:	August 2004 – August 2005

### OVERVIEW OF IMPLEMENTATION

Serious flooding in Bangladesh during July and early August 2004 adversely affected 36 million people in over 40 districts, including 2 million displaced people. Vulnerable groups such as young children and households headed by women were especially affected by loss of employment opportunities, closure of schools and high prevalence of water-borne diseases. The EMOP targets the poorest of the poor in the worst-affected areas. WFP emergency food assistance will extend to about 5 million beneficiaries in 2005. The objectives of the EMOP are to: (i) maintain health and nutritional status in high-risk groups; (ii) maintain school attendance by poor children during the period of recovery; and (iii) establish conditions for and promote rehabilitation and restoration of self-reliance.

In order to provide immediate food, essential items were distributed in August 2004 under the existing emergency provisions of the country programme. Subsequent recovery activities are planned under the emergency operation – vulnerable group rehabilitation, food for work (FFW), school feeding and supplementary feeding. Implementation of these activities will follow the modality of WFP country programme basic activities. NGOs will be involved in selecting households and providing basic awareness and

income-generating skills training to programme participants.

### OVERALL NEEDS AND SHORTFALLS FOR 2005

In December 2004, general food distributions in six most-affected districts could not be continued because funding was inadequate. In partnership with UNICEF, WFP planned to start supplementary feeding by December 2004 through five NGOs. Additional funding is critically needed to implement FFW activities as planned to assist ultra-poor people in distress in the areas worst affected by the floods.

Essential food items are being made available for distribution to people affected by the floods. The overall resourcing situation remains severely inadequate: it meets only 37 percent of the identified needs. To implement recovery activities (including the requirement for FFW activities not implemented as per plan in 2004), the total shortfall in 2005 is 92,326 tonnes of which 83,750 tonnes is for the next six months (January-June 2005).

Commodity pipeline	Cereals	Pulses	Oil	Blended food	Other
Shortfall for next 6 months	80,000	-	-	250	3,500
Pipeline break	Feb. 2005	IN/A	N/A	March 2005	Feb.2005

Distribution projected for next 6 months	
US\$ million	Tonnes
39.5	108,211

WFP Country Director: *Mr Douglas Coutts*  
E-mail: *douglas.coutts@wfp.org*

Telephone: +880 28119069  
Fax: +880 28113147



## CENTRAL AFRICAN REPUBLIC

<b>Title:</b>	<b>Assistance to Populations Affected by Armed Conflicts in the Central African Republic</b>
<b>Project number:</b>	<b>PRRO 10189.0*</b>
<b>Beneficiaries:</b>	150,350
<b>Total cost (US\$):</b>	8,264,152
<b>Total tonnage (tonnes):</b>	8,991
<b>Period:</b>	January 2003 – March 2005

\* PRRO is planned for extension till June 2005. New phase 10189.1 is under preparation.

### OVERVIEW OF IMPLEMENTATION

Repeated conflict and resulting insecurity have caused displacement of large numbers of people and widespread looting. Agricultural production is severely affected and the rural economy is at a standstill. Protracted relief and recovery operation (PRRO) 10189.0 aims to ensure the survival of individuals and households affected by armed conflict, to facilitate the reintegration of internally displaced people (IDPs) and returnees and to promote the food security of the most vulnerable groups.

Distributions started in May 2003. In October 2003, WFP launched a programme to support IDPs and returnees through a school feeding activity for 100,000 children in the four severely affected regions. Additional support is being provided for malnourished children, pregnant and lactating women and people affected by HIV/AIDS in health clinics. Severely affected areas are being identified for targeted food aid for the poorest people through food support for training programmes and initiatives to rebuild livelihoods for income generation. School attendance in the targeted regions has increased by

33 percent; 81 percent of women testing HIV positive and receiving WFP food rations gained weight, of whom 73 percent showed improved health; 67 percent of pregnant women beneficiaries gave birth to babies weighing more than 2.5 kg. Food-for-work participants constructed 136 fish ponds with an annual production of 20 tonnes of fish worth US\$60,000 on the local market.

A budget revision is currently being processed to extend the project to the end of June 2005. A new phase with two-year duration is under preparation.

### OVERALL NEEDS AND SHORTFALLS FOR 2005

This operation will face resourcing problems in blended foods by January, in maize meal by April and in pulses and sugar by May 2005. Resources are urgently requested to avoid increased malnutrition, especially among people living with HIV/AIDS, and sales of productive assets by the poorest segments to purchase basic necessities.

Commodity pipeline	Cereals	Pulses	Oil	Blended food	Other
<b>Shortfall for next 6 months</b>	1,655	129	-	507	25
<b>Pipeline break</b>	April 2005	May 2005	N/A	Immediate	May 2005

Distribution projected for next 6 months	
US\$ million	Tonnes
2.8	3,678

WFP Country Director a.i.: *Mr Kasser Badaoui*  
E-mail: [kasser.badaoui@wfp.org](mailto:kasser.badaoui@wfp.org)

Telephone: +236 613421  
Fax: +236 611705



## CENTRAL AMERICA REGION

<b>Title:</b>	<b>Targeted Food Assistance to People Affected by Shocks and for the Recovery of Livelihoods</b>
<b>Project number:</b>	<b>PRRO 10212.0</b>
<b>Beneficiaries:</b>	1,170,000
<b>Total cost (US\$):</b>	57,791,930
<b>Total tonnage (tonnes):</b>	125,249
<b>Period:</b>	March 2003 – February 2006

### OVERVIEW OF IMPLEMENTATION

Hunger and malnutrition resulting from recurring natural disasters are endangering families' livelihood security; 9 million people have been affected in the last five years. This regional protracted relief and recovery operation (PRRO) aims to (i) prevent acute malnutrition among food-insecure children and families exposed to recurring shocks, (ii) rebuild and buffer livelihoods eroded by exposure to disasters and (iii) respond effectively to shocks.

WFP Guatemala is giving special attention to children suffering from acute malnutrition through nutritional surveillance and by providing basic health services and training and family rations. Crop losses have resulted in a shift of emphasis from rehabilitation to relief; priority is also given to malnourished children.

Since August 2004, WFP Honduras has been assisting 39,540 beneficiaries affected by drought under the relief component and 68,000 pre-primary and primary schoolchildren.

WFP Nicaragua reached 75,000 school children, 18,000 vulnerable women and infants and 2,000 poor rural families living in areas prone to floods and drought. In December 2004, this assistance helped to improve the nutritional status of the population at risk, prevent migration and maintain school enrolment and attendance.

The operation in El Salvador covered the needs of communities affected by the coffee crisis in the western and central regions.

WFP is fielding a mission to consolidate information on the effects of weather on the first harvest and an updated forecast for this season, including the possibility that an El Niño could cause extensive drought. WFP is working with governments and donors to monitor the situation. The Government of El Salvador is preparing for a Poverty Reduction Strategic Paper in 15 targeted food-insecure municipalities, supported by WFP under the PRRO. A mid-term evaluation of the PRRO is scheduled for April 2005.

### OVERALL NEEDS AND SHORTFALLS FOR 2005

For 2005, the operation has a resourcing shortfall of US\$18.8 million. Contributions are urgently needed to meet operational requirements in the first semester of 2005. The PRRO faces accumulated shortfalls of 9,268 tonnes in the next six months: Guatemala: 1,511 tonnes; Honduras: 3,636 tonnes; Nicaragua: 820 tonnes; and El Salvador: 3,301 tonnes.

Commodity pipeline	Cereals	Pulses	Oil	Blended food	Other
<b>Shortfall for next 6 months</b>	5,362	1,588	881	1,437	-
<b>Pipeline break</b>	Immediate	Immediate	Immediate	Immediate	N/A

Distribution projected for next 6 months	
US\$ million	Tonnes
9.6	19,391

WFP Regional Director: *Mr Pedro Medrano*  
E-mail: [pedro.medrano@wfp.org](mailto:pedro.medrano@wfp.org)

Telephone: +507 3173900  
Fax: +507 3173903



## CHAD

Title:	Food Assistance to Refugees from the Central African Republic in Southern Chad	Emergency Assistance to Sudanese Refugees in North-Eastern Chad
Project number:	EMOP 10295.0*	EMOP 10327.0*
Beneficiaries:	40,037	250,000
Total cost (US\$):	4,496,373	61,491,741
Total tonnage (tonnes):	5,001	60,031
Period:	July 2003 – March 2005	January 2004 – June 2005

\* EMOPs are planned for extension/expansion till December 2005.

### OVERVIEW OF IMPLEMENTATION

Emergency operation (EMOP) 10295.0 seeks to provide food assistance for Central African refugees in southern Chad. Given the current insecurity and political instability in the Central African Republic, repatriation is not yet feasible and a potential influx of refugees is envisaged. The project is currently assisting 30,000 refugees in two camps, of whom 52 percent are women. Because of pipeline breaks WFP has not been able to provide adequate food rations. The refugees' current level of self-reliance is relatively good, with a significant number embarked on agricultural activities, but they still require WFP support to avoid deterioration of their nutritional status. WFP recently extended EMOP 10295.0 until March 2005 and is planning to extend it till December 2005 with an estimated requirement of 5,300 tonnes of food commodities in order to increase the refugees' self-reliance, in line of the country office's phasing-out strategy.

The main objective of EMOP 10327.0 is to provide food assistance for Sudanese refugees in Chad as a result of the ongoing conflict in Darfur. Given their extremely vulnerable condition and lack of coping mechanisms, a general food ration of 2,100 kcal is provided, coupled with targeted supplementary feeding and therapeutic feeding programmes. However, high malnutrition rates led WFP to introduce a blanket supplementary feeding

programme for refugees and the host communities. There have been no major influxes of refugees in the past few months, so the caseload is stable. WFP Chad is proceeding to an extension/revision of the current EMOP to cover July 2005–December 2005.

### OVERALL NEEDS AND SHORTFALLS FOR 2005

EMOP 10295.0 has been seriously under-resourced: only 57 percent of funding is confirmed to date. Constant pipeline breaks and irregular food deliveries have prevented WFP from meeting beneficiaries' nutritional needs fully.

Although WFP's pipeline for EMOP 10327.0 is healthy for the next six months except for oil and salt, an estimated 8,900 tonnes are needed to allow WFP to pre-position food before the rainy season and ensure that food can be distributed from July to October 2005.

Two **special operations** (SOs 10338.0/10338.1 and 10390.0) in support of EMOP 10237.0, have a total of US\$ 10.2 million shortfall for 2005.

Commodity pipeline	Cereals	Pulses	Oil	Blended food	Other
EMOP 10295.0 Shortfall for next 6 months	1,804	321	144	-	25
Pipeline break	Immediate	Immediate	Immediate	N/A	Feb. 2005
EMOP 10327.0 Shortfall for next 6 months	-	-	106	-	25
Pipeline break	N/A	N/A	Immediate	N/A	June 2005

Distribution projected for next 6 months		
	US\$ million	Tonnes
EMOP 10295.0	2.9	3,096
EMOP 10327.0	22.7	23,304



## COLOMBIA

Title:	Assistance to Persons Displaced by Violence in Colombia	
Project number:	PRRO 10158.0	PRRO 10366.0*
Beneficiaries:	484,000	499,000
Total cost (US\$):	23,671,495	40,156,682
Total tonnage (tonnes):	29,157	49,219
Period:	October 2003 – March 2005	April 2005 – March 2007

\* Subject to EB approval, January 2005.

### OVERVIEW OF IMPLEMENTATION

Since 2002, the 2.5 million internally displaced persons (IDPs) in Colombia have been joined by a further 586,000 people, which has prompted greater awareness of the magnitude of humanitarian needs and the changing dynamics of displacement. In line with the recommendation of a joint WFP/International Committee of the Red Cross (ICRC) needs assessment in 2004, WFP will extend the initial three-month food assistance to newly displaced people for a further three months under this protracted relief and recovery operation (PRRO), in collaboration with ICRC and the Social Solidarity Network (RSS). It will also reach the 40 percent of new IDPs who had not been receiving food assistance, in partnership with Catholic Relief Services (CRS) and the Catholic Church, which has extensive presence and is trusted by the population. The number of new IDPs to be covered through the relief component is estimated at 160,000 per year. The operation will support re-establishment of livelihoods and protection of human capital of IDPs through lunches for pre-school children and schoolchildren and food for training (FFT), food for work (FFW) and vulnerable group feeding.

This component will reach 339,000 IDPs per year. PRRO 10366.0 will supersede PRRO 10158.0, which ends on 31 March 2005, reflecting the

changing dynamics of the conflict, re-assessed requirements and changes in operational modalities, including reallocating government resources currently used for internal transport, storage and handling (ITSH) to direct assistance to IDPs; WFP will be directly responsible for all logistics aspects of the operation.

### OVERALL NEEDS AND SHORTFALLS FOR 2005

In December 2004, PRRO 10158.0 received US\$4.5 million in confirmed contributions, including US\$2 million from the Government of Colombia, which will cover needs to the end of February 2005. However, US\$4.6 million is still required to bridge the gap between operations and maintain distributions through June, because the new PRRO will have no carry-over stocks. PRRO 10366.0 will require 5,488 tonnes during the first three months of implementation, April to June 2005.

If no resources are made available by March 2005, nutritional-support programmes to assist displaced children and women will have to be cancelled, and relief and FFW/FFT activities will be interrupted.

Commodity pipeline	Cereals	Pulses	Oil	Blended food	Other
PRRO 10158.0 Shortfall for next 6 months	143	663	-	-	239
Pipeline break	March 2005	March 2005	N/A	N/A	March 2005
PRRO 10366.0 Shortfall for next 6 months	3,643	946	407	-	492
Pipeline break	April 2005	April 2005	April 2005	N/A	April 2005

Distribution projected for next 6 months		
	US\$ million	Tonnes
PRRO 10158.0	4.8	7,496
PRRO 10366.0	4.1	5,488

WFP Country Director: *Mr Peter Goossens*  
E-mail: [peter.goossens@wfp.org](mailto:peter.goossens@wfp.org)

Telephone: +57 13460611  
Fax: +57 12124456



## CÔTE D'IVOIRE REGIONAL CRISIS

<b>Title:</b>	<b>Côte d'Ivoire Crisis and Regional Impact</b>
<b>Project number:</b>	PRRO 10372.0
<b>Beneficiaries:</b>	922,562
<b>Total cost (US\$):</b>	28,163,901
<b>Total tonnage (tonnes):</b>	33,933
<b>Period:</b>	January 2005 – December 2005

### OVERVIEW OF IMPLEMENTATION

The goal of protracted relief and recovery operation (PRRO) 10372.0 is to contribute to sub-regional stability and household food security through food aid interventions that preserve human and productive assets and that encourage the recovery prospects of vulnerable people who are suffering as a result of the crisis in Côte d'Ivoire. WFP's strategy for this operation includes short-term food assistance to war-affected populations. WFP will also help to encourage social and economic recovery by providing food to help rebuild and protect human productive assets through emergency school feeding and supporting people living with HIV/AIDS, and through food for training and seed-protection activities. WFP will promote emergency preparedness in the region through contingency planning and by shifting resources to address cross-border movements into Mali, Burkina Faso or Ghana. It will support the analysis of national food-security trends in Côte d'Ivoire, and the implications for its neighbours, to shape immediate and future food interventions and to assist governments to develop longer-term food-security policies and tools. Through its relief component, WFP continues to focus on (i) people affected by displacement and other vulnerable populations in the north and west, and (ii) recovery activities – school feeding, seed-protection rations and lean-season distributions, HIV/AIDS and food-security monitoring.

In Burkina Faso, food assistance continues to be provided to returnees through food for assets, school feeding and community associations providing HIV/AIDS services. In Ghana, WFP assists 10,000 Liberian refugees and

vulnerable groups at the Buduburam refugee camp, where a recent nutritional survey indicates a high prevalence of malnutrition. In Mali, activities in favour of the integration of returnees have been reduced in the last two months, but are expected to return to former levels in January 2005. In Côte d'Ivoire, assuming that the food pipeline is strengthened, 465,000 pupils will be fed through emergency school feeding, 92,500 refugees, IDPs and returnees through general distribution and 18,000 vulnerable people through institutional feeding.

### OVERALL NEEDS AND SHORTFALLS FOR 2005

Since this PRRO was approved, only one contribution worth US\$0.8 million has been confirmed. A complete pipeline break in maize meal in April will severely handicap WFP preparedness as well as projects to support poor farmers during the planting season and people at risk in the lean season. Contributions are urgently needed, in order to allow adequate time for procurement and transport. Funding patterns in 2003 and 2004 were such that, due to late contributions, pipeline breaks occurred during the lean season when populations are most at risk. Pipeline breaks would be particularly serious considering the unstable political situation in the country and the possibility of population displacements within the country and the sub-region.

Commodity pipeline	Cereals	Pulses	Oil	Blended food	Other
<b>Shortfall for next 6 months</b>	4,130	287	49	75	-
<b>Pipeline break</b>	April 2005	May 2005	April 2005	March 2005	N/A

Distribution projected for next 6 months	
US\$ million	Tonnes
10.9	18,461

WFP Regional Coordinator: *Mr Gemmo Lodesani*  
E-mail: [gemmo.lodesani@wfp.org](mailto:gemmo.lodesani@wfp.org)

Telephone: +221 8496500  
Fax: +221 8423562



## DEMOCRATIC REPUBLIC OF CONGO

Title:	Protracted Relief and Recovery Operation for Populations Affected by Armed Conflict	Provision of Humanitarian Air Service
Project number:	PRRO 10288.0	SO 10377.0
Beneficiaries:	2,862,700	N/A
Total cost (US\$):	160,717,202	2,958,000
Total tonnage (tonnes):	187,988	N/A
Period:	January 2004 – December 2005	Oct. 2004 – Sept. 2005

### OVERVIEW OF IMPLEMENTATION

Civil strife in the Democratic Republic of Congo (DRC) has caused 2.7 million people to flee from their homes since 1998. Protracted relief and recovery operation (PRRO) 10288.0 aims to assist people affected by war through relief, refugee and recovery components. Beneficiaries include displaced people, refugees, pregnant and lactating women, malnourished children, schoolchildren, child combatants, HIV/AIDS victims and other vulnerable groups without family support. Particular attention is given to women, because they are the main victims of atrocities perpetrated by armed bands.

In spite of the peace agreement with the transitional government, recurrent clashes in the east highlight the instability in the DRC, which is also facing violent protests against the political leadership. Political instability and the resulting armed violence will continue to trigger population displacements and increase demand for relief assistance. The country office was expecting to focus on recovery activities during 2005, but all the signs indicate that much more food will be required for relief assistance.

Recent fighting in Kanyanbayonga in North Kivu caused 150,000 people to

flee from their homes. Findings from preliminary assessments indicate that an additional 4,000 tonnes of food will be required to assist this new caseload during the first quarter of 2005.

### OVERALL NEEDS AND SHORTFALLS FOR 2005

PRRO 10288.0 is currently funded at 37 percent. Pipeline breaks started in December 2004; they will worsen during the first quarter of 2005 unless additional pledges are received soon.

From the beginning of 2005, shortfalls in cereals, pulses, vegetable oil and corn-soya blend will impair the food basket for beneficiaries. Children in nutrition centres will be most affected, because their parents are highly dependent on food aid.

**SO 10377.0** "Provision of Humanitarian Air Service for the DRC", provides a safe, common, inter-agency air transport service to meet the needs of the humanitarian community in delivering critical assistance to the affected Congolese population. The SO has a US\$2.1 million shortfall for 2005.

Commodity pipeline	Cereals	Pulses	Oil	Blended food	Other
Shortfall for next 6 months	7,730	2,023	575	363	262
Pipeline break	Immediate	Immediate	Feb. 2005	March 2005	Immediate

Distribution projected for next 6 months	
US\$ million	Tonnes
38.3	44,867

WFP Country Director: *Mr Félix Bamezon*  
E-mail: [felix.bamezon@wfp.org](mailto:felix.bamezon@wfp.org)

Telephone: +871 762209770  
Fax: +871 762209772



## DEMOCRATIC PEOPLE'S REPUBLIC OF KOREA

<b>Title:</b>	<b>Emergency Assistance for Vulnerable Groups</b>
<b>Project number:</b>	<b>EMOP 10141.3</b>
<b>Beneficiaries:</b>	6,521,000
<b>Total cost (US\$):</b>	202,407,173
<b>Total tonnage (tonnes):</b>	504,000
<b>Period:</b>	January 2005 – December 2005

### OVERVIEW OF IMPLEMENTATION

The September/October 2004 joint FAO/WFP crop and food supply assessment mission (CFSAM) and WFP's household-level food-security analysis confirmed continued food insecurity among the WFP target groups. The WFP analysis indicates that families who depend on the public distribution system (PDS) remain at risk, especially those with a single income and several dependents: 70 percent of the poor households that depend on the PDS spend two thirds of their income on food, yet are unable to meet their basic energy requirements. Food assistance to 6.5 million vulnerable people from January to December 2005 has been approved under the new EMOP 10141.3. Total food needs for 2005 amount to 504,000 tonnes.

Implementation of EMOP 10141.3 started on 1 January 2005. WFP's assistance will be targeted primarily to groups that are most vulnerable to food insecurity and malnutrition. The main beneficiaries will continue to be young children, pregnant and lactating women and elderly people. Food-for-work (FFW) resources will target the most vulnerable countries in eastern, northeastern and western areas. FFW will support rehabilitation strategies that mainly benefit urban communities and promote their capacity for longer-term household food security. The Flood Damage Rehabilitation Committee

(FDRC) will continue to be the coordinating body for implementation of WFP food assistance. PDS continues to be the central mechanism through which basic foods will be provided for the beneficiaries. PDS outlets will be used to distribute food. The Ministry of Food Administration continues to act as the implementing agency.

### OVERALL NEEDS AND SHORTFALLS FOR 2005

New pledges are required for the coming six months, January–June 2005, of 29,088 tonnes of food: 9,500 tonnes of cereals, 7,071 tonnes of vegetable oil, 5,517 tonnes of pulses, 4,000 tonnes of corn-soya blend and 3,000 tonnes of dry skim milk (DSM) are needed. Expected DSM shipments in January will only cover local food production needs for the first quarter of 2005. New DSM pledges are therefore required to avoid a pipeline break in March.

Any reduction in WFP's feeding programmes carries a risk of losing the nutritional gains made: most vulnerable groups would receive much less than the minimum required daily intake of 2,300 kcal.

Commodity pipeline	Cereals	Pulses	Oil	Blended food	Other
<b>Shortfall for next 6 months</b>	9,500	5,517	7,071	4,000	3,000
<b>Pipeline break</b>	Immediate	Immediate	Feb. 2005	Immediate	March 2005

Distribution projected for next 6 months	
US\$ million	Tonnes
83.1	205,403

WFP Country Director: *Mr Richard Ragan*  
E-mail: [richard.ragan@wfp.org](mailto:richard.ragan@wfp.org)

Telephone: +850 23 817219  
Fax: +850 23 817639



## ERITREA

Title:	Emergency Food Assistance to Victims of Crop Failure and Drought	Food Assistance to War and Drought-Affected People
Project number:	EMOP 10261.1*	PRRO 10192.0*
Beneficiaries:	840,000	967,000
Total cost (US\$):	50,838,903	50,969,096
Total tonnage (tonnes):	109,153	107,783
Period:	June 2004 – March 2005	July 2003 - June 2005

\* Three- months extension is planned for EMOP; follow-up phase of PRRO under preparation.

### OVERVIEW OF IMPLEMENTATION

Four years of drought and stalemate in the peace process have left 65 percent of Eritreans living below the poverty line and unable to meet their basic food needs. The nutritional status of the population is fragile, as indicated by recent nutrition surveys conducted by WFP, the Ministry of Health and humanitarian partners that revealed continuing high levels of malnutrition of between 13 and 20 percent.

Under emergency operation (EMOP) 10261.1 to support 600,000 people affected by drought, 350,000 children and pregnant and nursing women residing in areas with global acute malnutrition rates over 15 percent receive supplementary rations through community-based supplementary feeding; a further 6,500 receive rations through facility-based supplementary feeding. The recent report of the crop and food supply assessment conducted by WFP and the Food and Agriculture Organization of the United Nations (FAO) in November 2004 estimated that 2.3 million people, about two thirds of the population, will require food assistance throughout 2005. WFP is planning to extend the project as additional resources become available to ensure assistance to an increased caseload of 840,000 beneficiaries in 2005.

Protracted relief and recovery operation (PRRO) 10192.0 addresses the food needs of people affected by war, including displaced populations living in

camps, returnees, expellees and other vulnerable groups such as people affected by HIV/AIDS, malnourished children and pregnant and lactating women, and participants in adult literacy programmes and primary schoolchildren. Delays in border demarcation and the Government's policy on food for work have led to postponement of support for demobilized soldiers and post-war rehabilitation.

### OVERALL NEEDS AND SHORTFALLS FOR 2005

In view of prospects for 2005 and anticipated pipeline breaks, WFP has decided to adjust food rations under EMOP 10261.1: only internally displaced people (IDPs) in camps will receive a full food ration of 2,100 kcal; other beneficiaries will receive a ration of 1,900 kcal or 1,400 kcal per day, because in-country food stocks will last only until March 2005. New contributions are urgently needed for EMOP 10261.1 to cover a pipeline break of about 44,000 tonnes starting in January 2005. An additional 19,000 tonnes of food are needed to cover the shortfall in PRRO 10192.0. Delays in delivery could lead to malnutrition in IDP camps and absenteeism in schools.

Commodity pipeline	Cereals	Pulses	Oil	Blended food	Other
EMOP 10261.1 Shortfall for next 6 months	39,102	657	4,745	-	774
Pipeline break	Apr. 2005	Jun. 2005	Immediate	N/A	Immediate
PRRO 10192.0 Shortfall for next 6 months	16,996	800	-	1,440	288
Pipeline break	Mar. 2005	Apr. 2005	N/A	Mar. 2005	Immediate

Distribution projected for next 6 months		
	US\$ million	Tonnes
EMOP 10261.1	45.8	99,438
PRRO 10192.0	15.0	34,176

WFP Country Director: *Mr Jean-Pierre Cebron*  
E-mail: [jean-pierre.cebron@wfp.org](mailto:jean-pierre.cebron@wfp.org)

Telephone: +291 1 151623  
Fax: +291 1 151239



## ETHIOPIA

Title:	Enabling Livelihood Protection and Promotion	Food Assistance to Somali, Sudanese and Eritrean Refugees
Project number:	PRRO 10362.0	PRRO 10127.1
Beneficiaries:	3,800,000	93,350
Total cost (US\$):	780,052,528	26,431,115
Total tonnage (tonnes):	1,401,743	50,334
Period:	January 2005 - December 2007	January 2005 - December 2006

### OVERVIEW OF IMPLEMENTATION

Ethiopia ranks below the average for sub-Saharan Africa and least developed countries on many basic development indicators. Inadequate household food security, poor access to health facilities, inadequate water supplies, lack of knowledge about nutrition and health, poor maternal and child care, prevalence of infectious diseases, malaria and HIV/AIDS all contribute to high levels of malnutrition and mortality among children; 58 percent of deaths among children under 5 stem directly from malnutrition. The objectives of protracted relief and recovery operation (PRRO) 10362.0 are to save lives, protect livelihoods in crisis situations, enhance resilience to shocks and support improved nutrition and health among children, mothers and other vulnerable people. Relief components include general food distributions and food for assets for communities affected by severe unpredictable food shortages. Recovery components include labour-intensive productive assets activities for able-bodied beneficiaries in chronically food-insecure communities and targeted supplementary feeding for vulnerable children and women. In 2005, 2.2 million acutely food-insecure people will need emergency food assistance. The Productive Safety-Net Programme that starts in January is expected to reach 5 million chronically food-insecure people in 2005 with cash and food transfers.

PRRO 10127.1 was approved in May 2004 to run from 1 January 2005 to 31 December 2006 to assist an average 93,350 refugees with 50,334 tonnes of

food; the goal is to help to improve and/or maintain minimum nutritional standards of the refugees until they repatriate. The PRRO will be implemented in cooperation with the Administration for Refugee and Returnee Affairs, a Government implementing partner, and the Office of the United Nations High Commissioner for Refugees.

### OVERALL NEEDS AND SHORTFALLS FOR 2005

In January 2005, the Government will shift from an annual emergency approach to a multi-year safety-net approach. It is essential that resources are available: shortfalls would endanger the whole safety-net system. WFP's carry-over stocks and contributions for 2005 are inadequate; further contributions are urgently needed for all PRRO components. Donor support is urgently needed to avoid pipeline breaks early in 2005.

From January 2005, cereal rations for refugees in Ethiopia will be reduced from 15 kg to 10 kg per person per month until the pipeline improves. If new pledges are not received very soon, WFP will have to stop providing cereal rations altogether by May 2005. The pipeline for other commodities is satisfactory for the first six months of 2005.

Commodity pipeline	Cereals	Pulses	Oil	Blended food	Other
PRRO 10362.0 Shortfall for next 6 months	199,603	10,716	7,930	40,197	-
Pipeline break	Immediate	April 2005	April 2005	April 2005	N/A
PRRO 10127.1 Shortfall for next 6 months	3,312	-	-	-	-
Pipeline break	May 2005	N/A	N/A	N/A	N/A

Distribution projected for next 6 months		
	US\$ million	Tonnes
PRRO 10362.0	87.8	325,576
PRRO 10127.1	6.2	13,179

WFP Country Director: Ms Georgia Shaver  
E-mail: [georgia.shaver@wfp.org](mailto:georgia.shaver@wfp.org)

Telephone: +251 1 515188  
Fax: +251 1 514433



## GREAT LAKES REGIONAL

<b>Title:</b>	<b>Relief and Recovery in the Great Lakes Region</b>
<b>Project number:</b>	<b>PRRO 10062.1</b>
<b>Beneficiaries:</b>	1,719,916
<b>Total cost (US\$):</b>	288,792,598
<b>Total tonnage (tonnes):</b>	538,436
<b>Period:</b>	February 2003 – January 2006

### OVERVIEW OF IMPLEMENTATION

Great Lakes regional protracted relief and recovery operation (PRRO) 10062.1 covering Burundi, Rwanda and Tanzania aims to contribute to the relief and recovery of targeted food-insecure populations through general food distributions and food-for-assets (FFA) activities. The project is designed to improve and stabilize beneficiaries' household food security and nutritional status and increase access to assets and small-scale opportunities.

In Burundi, where WFP supports the survival and recovery prospects of food-insecure populations, a monthly average of 800,000 beneficiaries will be targeted in the coming months. People's fears regarding the imminent elections, civil unrest, military operations in eastern areas of the Democratic Republic of Congo and possible population movements, drought and poor harvests are part of the challenge.

In Rwanda, WFP assistance has been reoriented towards recovery and development activities that contribute to self-reliance. WFP provides selective feeding through nutrition centres to a monthly average of 38,000 malnourished children and women. PRRO 10062.1 also assists 40,000 refugees in camps in Rwanda following continued instability in the Great Lakes region. As the food-security situation deteriorates, a more significant government appeal for food to WFP is expected.

In Tanzania, PRRO 10062.1 provides general and supplementary food rations to 400,000 Burundian and Congolese refugees in 13 camps in western Tanzania. Repatriation of Burundian refugees declined from 9,000 per month between January and September 2004 to fewer than 1,000 during November 2004 because of insecurity in Burundi, uncertainty about the outcome of Burundian elections and lack of basic services for returning refugees. The current caseload is expected to remain at 400,000 until political tensions in the region subside. Meanwhile, 2,000 Burundian refugees have arrived in western Tanzania in recent months.

### OVERALL NEEDS AND SHORTFALLS FOR 2005

Timely dispatch of commodities, additional contributions and loans of food from stocks in the region must be urgently secured cover the delivery gaps. Given the continued insecurity and political uncertainty in the Great Lakes region, the operation is required to keep contingency stocks.

Commodity pipeline	Cereals	Pulses	Oil	Blended food	Other
<b>Shortfall for next 6 months</b>	31,680	4,319	719	2,977	644
<b>Pipeline break</b>	Mar. 2005	Immediate	Immediate	Mar. 2005	Immediate

Distribution projected for next 6 months	
US\$ million	Tonnes
55.8	104,135

WFP Regional Director: *Mr Holdbrook Arthur*  
E-mail: [holdbrook.arthur@wfp.org](mailto:holdbrook.arthur@wfp.org)

Telephone: +256 31 242000  
Fax: +256 31 242200



## HAITI

Title:	Response to Food-Insecure Persons in Crisis Situation	Food for Education
Project number:	PRRO 10382.0*	DEV 10386.0*
Beneficiaries:	475,145	149,200
Total cost (US\$):	19,110,339	18,600,000
Total tonnage (tonnes):	27,233	25,932
Period:	May 2005 – April 2007	August 2005 – July 2009

\*Under preparation, subject to approval.

### OVERVIEW OF IMPLEMENTATION

Haiti has 4 million undernourished people. The illiteracy rate is close to 50 percent. The public health system covers only 40 percent of the rural population, contributing to high infant and maternal mortality. Chronic malnutrition affects 23 percent of children, with long-term impact on their physical and cognitive development. HIV/AIDS prevalence is estimated at up to 12 percent in urban settings and over 5 percent in rural areas. The country is highly prone to droughts and floods. The 2004 UNDP Human Development Report ranks Haiti 153<sup>rd</sup> of 177 countries, a decline from the previous year.

WFP will consolidate its activities in Haiti during 2005. Protracted relief and recovery operation (PRRO) 10382.0, which aims to provide targeted assistance to vulnerable people through nutrition and health activities, disaster mitigation and food for work (FFW) to create assets in rural areas, will continue assistance provided by WFP through the emergency operation 10347.0 and PRRO 10275.0 (scheduled to end April 2005). The objectives of the new PRRO are to (i) save lives in crisis situations through emergency relief activities, (ii) protect the livelihoods of food-insecure households in crisis situations and enhance resilience to shocks through FFW and food-for-training (FFT) initiatives, (iii) support improved nutrition and health for malnourished children under 5 and anaemic pregnant and lactating women, and (iv) support the special nutritional needs of people living with HIV/AIDS

and tuberculosis. A multi-sectoral programme mission is scheduled for January/February 2005 to advise on future programme strategy in Haiti and support the finalization of the PRRO document.

The overall objective of development project 10386.0 is to support access to education and reduce gender disparity in access to education and skills training. The operation aims to improve the concentration and the learning capacity as well as increase the enrolment and attendance rate of boys and girls in WFP-assisted schools. The project will build upon the experience of Education Activity 2 of the Country Programme (CP 10217.0) implemented since 2003, and which, along with other CP activities, will be phased out in the course of 2005. WFP will assist through Project 10386.0 an estimated 149,200 primary school children, including those attending those schools currently assisted under the CP in areas identified as most food insecure in the North, North-East and West of Haiti.

### OVERALL NEEDS AND SHORTFALLS FOR 2005

During 2005, PRRO 10382.0 will require 15,000 tonnes to meet operational requirements, of which 3,026 tonnes will be needed in the next six months. Total food needs for the duration of DEV 10386.0 are estimated at 25,932 tonnes, of which 3,243 tonnes are required in 2005.

Commodity pipeline	Cereals	Pulses	Oil	Blended food	Other
PRRO 10382.0 Shortfall for next 6 months	1,599	423	236	685	83
Pipeline break	May 05	May 05	May 05	May 05	May 05

Distribution projected for next 6 months	
US\$ million	Tonnes
PRRO 10382.0	3,026

WFP Country Director: *Mr Guy Gauvreau*  
E-mail: [guy.gauvreau@wfp.org](mailto:guy.gauvreau@wfp.org)

Telephone: +509 5103946  
Fax: +509 2445297



## INDONESIA

<b>Title:</b>	<b>Assistance to Recovery and Nutritional Rehabilitation</b>
<b>Project number:</b>	<b>PRRO 10069.1</b>
<b>Beneficiaries:</b>	1,721,500
<b>Total cost (US\$):</b>	108,323,608
<b>Total tonnage (tonnes):</b>	271,887
<b>Period:</b>	January 2005 – December 2007

### OVERVIEW OF IMPLEMENTATION

In line with the shift from staple food distribution towards nutritional rehabilitation, WFP will gradually phase out subsidized rice sales to poor communities while phasing in new programmes to fight tuberculosis (TB) and malnutrition among the most vulnerable groups. These programmes support the Government in meeting its 2010 national health targets. At the same time, WFP will continue to provide, at a reduce rate, food-for-work activities to promote integration, resettlement and peace building among displaced people, returnees and host communities. Overall, the gradual phase-out of several activities will lead to an anticipated reduction in the beneficiary caseload from 1.7 million in 2000 to 800,000 in 2007.

Efforts to include WFP subsidized rice sale beneficiaries into the Government's national safety-net programme are ongoing. Partial phase-out of these activities took place in January 2005, with the Government allocating 13,000 tonnes rice from national stocks for this purpose. The remaining phase-out will be completed by the end of 2005. The new TB and nutrition programmes were piloted in 2004 using funds from a trust fund jointly managed by WFP and the Government. Rice is being used as an incentive to encourage TB patients to seek treatment at health centres. Distribution of fortified biscuits and noodles is ongoing to counter widespread malnutrition

among pregnant and lactating women, children under 5 and children of primary school age, alongside nutrition education campaigns. It is important to continue providing nutritious foods, given the Government's support and commitment to these programmes and the beneficiaries' positive response.

### OVERALL NEEDS AND SHORTFALLS FOR 2005

Distribution under this operation started in January 2005 with a requirement US\$19.2 million to cover the next six months, of which US\$10.3 million has been confirmed to this operation, leaving a critical shortfall of US\$8.9 million for the first six months of 2005.

Throughout the activities, WFP will aim to build partnerships and capacity in local government, civil society groups and the commercial sector to promote ownership and sustainability. Programme objectives can only be achieved through continuous supply of food to beneficiaries. Any interruptions will impact significantly on WFP's fight against malnutrition and TB in Indonesia, as well as on remaining commitments towards displaced persons, their host communities and the urban poor.

Commodity pipeline	Cereals	Pulses	Oil	Blended food	Other
<b>Shortfall for next 6 months</b>	22,000	-	-	-	-
<b>Pipeline break</b>	April 2005	N/A	N/A	N/A	N/A

Distribution projected for next 6 months	
US\$ million	Tonnes
19.2	58,992

WFP Country Director: *Mr Mohamed Saleheen*  
E-mail: [mohamed.saleheen@wfp.org](mailto:mohamed.saleheen@wfp.org)

Telephone: +62 21 5709004  
Fax: +62 21 5709001



## IRAQ

<b>Title:</b>	<b>Assistance to Primary School Children and Vulnerable Groups</b>
<b>Project number:</b>	<b>EMOP 10360.0</b>
<b>Beneficiaries:</b>	3,458,550
<b>Total cost (US\$):</b>	59,999,138
<b>Total tonnage (tonnes):</b>	67,078
<b>Period:</b>	September 2004 – August 2005

### OVERVIEW OF IMPLEMENTATION

The project aims to build safety-net mechanisms as alternatives to the Public Distribution System (PDS) to help the most vulnerable people, revitalize government primary healthcare and school feeding programmes, and build institutional capacity and national awareness. Food aid will be complemented by training and capacity-building in food security and vulnerability analysis. The project specifically addresses the priorities of the Ministry of Planning and Development Cooperation, and is a response to the Government's requests for support for its education and healthcare systems. In particular, the project intends to (i) increase the enrolment and attendance of children in primary schools, particularly girls, (ii) increase attendance of malnourished children and pregnant and lactating women at local healthcare facilities, (iii) improve the nutritional status of malnourished children and pregnant and lactating women, (iv) secure attendance of tuberculosis patients enrolled in the National Programme at local healthcare facilities, (v) improve the knowledge and daily practices of mothers and caregivers of young children on appropriate feeding practices and (vi) improve Iraqi institutional capacity in monitoring and analysing food security.

WFP has undertaken a number of planning and capacity-building activities including a training-of-trainers workshop. However, the Letter of

Understanding with Iraqi partner ministries was signed only on 7 October 2004, which postponed implementation. The Minister of Planning and Development Cooperation has approved the establishment of a vulnerability assessment unit in the Central Organization for Statistics and Information Technology (COSIT), for which WFP has trained staff. Limited funding has hindered full procurement of the project. Insecurity in Iraq has also delayed distribution.

### OVERALL NEEDS AND SHORTFALLS FOR 2005

Limited funding remains a critical issue for this project: a shortfall of 21,522 tonnes of mixed commodities, including high-energy biscuits, blended food, wheat flour and vegetable oil is anticipated.

Late procurement and dispatch of commodities for the school feeding programme and for supplementary feeding activities targeting malnourished children and their families and chronically ill patients will considerably delay the start of activities, which will in turn aggravate the situation of the targeted vulnerable population.

Commodity pipeline	Cereals	Pulses	Oil	Blended food	Other
<b>Shortfall for next 6 months</b>	5,928	-	8,181	7,412	-
<b>Pipeline break</b>	Immediate	N/A	Immediate	March 2005	N/A

Distribution projected for next 6 months	
US\$ million	Tonnes
24.4	32,690

WFP Country Director: *Mr Torben Due*  
E-mail: [torben.due@wfp.org](mailto:torben.due@wfp.org)

Telephone: +00 39 347 4889260  
Fax: +0039 06 54834059



## KENYA

Title:	Food Assistance for Somali and Sudanese Refugees	Country Programme (Activity 1: School Feeding)
Project number:	PRRO 10258.0	CP 10264.0 Act.1
Beneficiaries:	230,358	1,000,000
Total cost (US\$):	58,826,862	73,246,579
Total tonnage (tonnes):	115,333	211,440
Period:	October 2003 - September 2005	January 2004 – December 2008

### OVERVIEW OF IMPLEMENTATION

The Kakuma and Dadaab refugee camps in Kenya currently house 224,000 refugees, 61 percent Somalis and 27 percent Sudanese who have fled war and insecurity in their home countries; the remaining 12 percent are Ethiopians, Eritreans, Congolese and Ugandans. The volatile security situation prevents large-scale voluntary repatriation of refugees, despite political progress in Somalia and the Sudan.

The Government's encampment policy does not allow free movement of refugees from the camps, which means they cannot seek employment outside. There are few sustainable economic activities in the camps and consequently no regular source of income for the refugees, who are therefore completely dependent on WFP for their daily food requirements.

The main objectives of protracted relief and recovery operation (PRRO) 10258.0 are to: (i) give refugees access to food rations through general distributions twice a month; (ii) ensure that the energy requirements of schoolchildren are met through the school-feeding programme; (iii) maintain/improve the nutritional status of malnourished children under 5 and pregnant and lactating women through selective feeding programmes; and (iv) improve household food security through the creation of community assets.

The aim of the Kenya country programme is to support the Government in implementing Millennium Development Goal 2 of achieving universal primary education through school feeding.

### OVERALL NEEDS AND SHORTFALLS FOR 2005

WFP's support for the refugees is limited by a lack of wheat flour in the food basket; a double ration of maize is currently provided to compensate for this. New pledges totalling 14,000 tonnes of food valued at US\$7 million are required to provide a full food basket for the refugees over the next six months. Contributions are needed very soon in view of the lead time required to complete local purchases and to ship food from abroad.

WFP's school feeding programme, which reaches 1 million school children in the most remote districts in Kenya, is currently faced with a resource shortfall of nearly 13,000 tonnes of food valued at US\$5.5 million needed to cover requirements until end of the second school term in 2005.

Commodity pipeline	Cereals	Pulses	Oil	Blended food	Other
PRRO 10258.0 Shortfall for next 6 months	11,915	1,367	234	26	164
Pipeline break	March 2005	March 2005	May 2005	June 2005	March 2005
CP 10264.0 Activity 1 Shortfall for next 6 months	9,549	2,226	588	-	50
Pipeline break	May 2005	May 2005	March 2005	N/A	Feb. 2005

Distribution projected for next 6 months	
US\$ million	Tonnes
PRRO 10258.0	13.5
CP 10264.0 Act.1	13.9

WFP Country Director: *Mr Tesema Negash*  
E-mail: [tesema.negash@wfp.org](mailto:tesema.negash@wfp.org)

Telephone: +254 2 622336  
Fax: +254 2 622263



## MAURITANIA, MALI AND NIGER DROUGHT AND LOCUST INFESTATION

Title:	MAURITANIA - Strengthening the Livelihood of Drought-Affected Populations	MALI - Assistance to Population Affected by Drought and by the Locust Invasion	NIGER - Assistance to Population in Niger Affected by Drought and by the Locust Invasion in 2004
<b>Project number:</b>	PRRO 10359.0	EMOP 10400.0*	EMOP 10398.0*
<b>Beneficiaries:</b>	400,000	444,500	400,000
<b>Total cost (US\$):</b>	30,875,693	7,487,765	3,214,467
<b>Total tonnage (MT):</b>	52,981	12,839	6,562
<b>Period:</b>	January 2005 – December 2007	January 2005 – December 2005	February 2005 – August 2005

\* EMOPs under preparation, subject to approval.

### OVERVIEW OF IMPLEMENTATION

The desert locust invasion of the summer of 2004 and the drought have adversely affected food security in Mali, Mauritania and Niger.

In Mauritania, according to the FAO/CILSS crop assessment, the 2004 cereal crop will be 35 percent below the five-year average; 60 percent of households in the agro-pastoral zone are vulnerable to food insecurity. PRRO 10359.0 will operate in 73 highly food-insecure communes in five southern regions of Mauritania. Distributions are scheduled to start in March 2005.

In Niger, the crisis is adversely affecting 1.6 million people in 14 districts, mainly vulnerable groups such as households headed by women, young children and the elderly. The magnitude of the crisis is evidenced by the widespread migration of adult men, significant increases in cereal prices immediately following the harvest and massive liquidation of assets, including livestock. Through EMOP 10398.0, WFP assistance is expected to reach about 400,000 beneficiaries in 2005.

In Mali the combination of the locust attacks and early end to the rains has seriously affected the food-security situation of 1.7 million poor farmers in 130 communes along the 15<sup>th</sup> parallel. WFP assistance is part of the National Response Plan of the *Commissariat à la Sécurité Alimentaire* and will be

implemented in partnership with national and international NGOs.

### OVERALL NEEDS AND SHORTFALLS FOR 2005

Donations currently received under Mauritania PRRO 10359.0 cover only 37 percent of the requirements for 2005. Resources are urgently needed to avoid a pipeline break in April 2005.

Resources are needed for EMOP 10398.0 in Niger to provide food during the March–August lean season, avoid migration and encourage those who have left to return and resume agricultural activities.

On the basis of a VAM/SAP assessment, the Government of Mali has requested 51,000 tonnes of food assistance. WFP plans to contribute 12,839 tonnes, of which 3,500 tonnes will help to reconstitute the National Food Security Stock and 9,339 tonnes will be used to carry out alternative activities to revitalize next year's agricultural campaign.

Commodity pipeline	Cereals	Pulses	Oil	Blended food	Other
<b>PRRO 10359.0 Shortfall for next 6 months</b>	19,008	640	180	-	120
<b>Pipeline break</b>	April 2005	April 2005	April 2005	N/A	April 2005
<b>EMOP 10400.0 Shortfall for next 6 months</b>	12,500	-	339	-	-
<b>Pipeline break</b>	Mar. 2005	N/A	Mar. 2005	N/A	N/A
<b>EMOP 10398.0 Shortfall for next 6 months</b>	6,400	108	54	-	-
<b>Pipeline break</b>	Feb. 2005	Feb. 2005	Feb. 2005	N/A	N/A

Distribution projected for next 6 months		
	US\$ million	Tonnes
PRRO 10359.0	14.9	25,560
EMOP 10400.0	4.7	8,170
EMOP 10398.0	3.2	6,562

<b>WFP Country Director in Mauritania:</b>	<i>Mr Sory Ouane</i>	<b>E-mail:</b> <i>sory.ouane@wfp.org</i>	<b>Telephone:</b> +222 252793	<b>Fax:</b> +222 253284
<b>WFP Country Director in Mali:</b>	<i>Mr Pablo Recalde</i>	<b>E-mail:</b> <i>pable.recalde@wfp.org</i>	<b>Telephone:</b> +223 222045	<b>Fax:</b> +223 226865
<b>WFP Country Director in Niger:</b>	<i>Mr Giancarlo Cirri</i>	<b>E-mail:</b> <i>giancarlo.cirri@wfp.org</i>	<b>Telephone:</b> +227 722320	<b>Fax:</b> +227 723041



## PERU

<b>Title:</b>	<b>Integrated Nutrition Education Pilot Project in Huancavelica</b>
<b>Project number:</b>	<b>DEV 10320.0</b>
<b>Beneficiaries:</b>	106,000
<b>Total cost (US\$):</b>	3,258,604
<b>Total tonnage (tonnes):</b>	4,929
<b>Period:</b>	August 2004 – December 2005

### OVERVIEW OF IMPLEMENTATION

The project supports the local government in the Department of Huancavelica in planning and managing its food-based programmes for vulnerable children aged 1 to 11 in areas where chronic malnutrition is prevalent in more than 50 percent of the population. It builds on activities carried out previously under projects DEV 4808.0 and DEV 6240.0, incorporating lessons learned and targeting indigenous communities living in extreme poverty and food insecurity. The objective is to strengthen government capacity to improve delivery of food assistance by producing and distributing a cost-effective locally produced blended food, INKAMIX, that was developed under this project. Resource mobilization and encouragement of private-sector involvement in fund raising will allow scaling up and replication of social programmes using INKAMIX.

During the first five months of the project, WFP carried out coordination activities with counterparts and NGOs. The organizational structure in the Plan of Operation was designed by the Technical Secretariat and provincial and local committees. In November 2004, a workshop was held to design the

intervention strategies and methodologies for the operation. A baseline survey was carried out in December, a logical framework was produced, the results matrix was improved and a monitoring and evaluation plan and survey were designed.

### OVERALL NEEDS AND SHORTFALLS FOR 2005

Thanks to multilateral and locally mobilized contributions, the project has received 873 tonnes of commodities. By the end of the year, it was 29 percent funded; the situation will deteriorate, however, between March and June 2005, when the first pipeline break will start if no resources become available. A shortfall of 558 tonnes is foreseen over the next six months.

Delays in funding the project will have a negative effect on the nutritional status of targeted beneficiaries and will affect agreements reached with partners and rural communities.

Commodity pipeline	Cereals	Pulses	Oil	Blended food	Other
<b>Shortfall for next 6 months</b>	-	217	-	307	34
<b>Pipeline break</b>	N/A	March 2005	N/A	May 2005	May 2005

Distribution projected for next 6 months	
US\$ million	Tonnes
1.1	1,566

WFP Country Director: *Ms Dorte Ellehammer*  
E-mail: [dorte.ellehammer@wfp.org](mailto:dorte.ellehammer@wfp.org)

Telephone: + 51 14404000  
Fax: + 51 12220568



## SENEGAL

<b>Title:</b>	<b>Food Assistance for the Socio-Economic Recovery of the Casamance</b>
<b>Project number:</b>	<b>PRRO 10188.1</b>
<b>Beneficiaries:</b>	243,500
<b>Total cost (US\$):</b>	18,633,292
<b>Total tonnage (tonnes):</b>	29,200
<b>Period:</b>	January 2005 – December 2006

### OVERVIEW OF IMPLEMENTATION

The Casamance conflict, which started in 1982, is one of the longest-running on the African continent. The March 2004 analysis of household food security confirmed a high level of vulnerability in the six departments of the Casamance and demonstrated the population's inability to cope with crises. The goal of protracted relief and recovery operation (PRRO) 10188.1 is to improve the post-conflict living and working conditions of local vulnerable groups, thus contributing to implementation of the United Nations Development Assistance Framework (UNDAF) in relation to several Millennium Development Goals. Through a participatory process, asset creation and skills development will increase sustainability and reduce food insecurity among vulnerable groups. The PRRO addresses two of the five priorities adopted by WFP in its Strategic Plan 2004–2007: protect livelihoods in crisis situations and enhance resilience to shocks (SP2), and facilitate access to education and reduce gender disparity in access to education and professional training (SP4).

PRRO 10188.1 is the continuation of EMOP 10077.0 and PRRO 10188.0 led by WFP in the Ziguinchor region in the last three years. The presence of an operational sub-office in Ziguinchor will help to reinforce activities there; a new sub-office is to be established in Kolda. The school feeding programme will be expanded to the entire Casamance region for 122,000 pupils and will start in January 2005, in parallel with a literacy programme for 55,000

beneficiaries, of whom 90 percent are women, the fourth phase of construction of anti-salt dams and other agricultural development activities, the third phase of a programme of mangrove and palm grove regeneration, and support for urban sanitation in four cities (27,000 beneficiaries overall); assistance for IDPs (25,000) and repatriates (4,500) is planned before the rainy season. An average of 1,000 vulnerable people (handicapped, orphans) cared for in community centres will also receive some assistance, which will be gradually phased out as the overall economic situation improves. Moreover, given that the post-conflict situation continues to be complex and that the region is prone to natural disasters, a contingency stock for 9,000 people for 90 days will be made available immediately at the onset of a new crisis.

### OVERALL NEEDS AND SHORTFALLS FOR 2005

PRRO 10188.1 was approved at the October 2004 session of the Executive Board. The project was due to start on 1 January 2005, but to date no contributions are confirmed. Just 800 tonnes of food are available for distribution from previous PRRO phase. Resources need to be mobilized urgently to minimize pipeline breaks in early 2005. Anticipated resource shortfalls will be highly detrimental in terms of short-term and longer-term food security.

Commodity pipeline	Cereals	Pulses	Oil	Blended food	Other
<b>Shortfall for next 6 months</b>	4,688	1,226	805	-	56
<b>Pipeline break</b>	Immediate	Feb. 2005	Immediate	N/A	Immediate

Distribution projected for next 6 months	
US\$ million	Tonnes
3.7	6,775



## SOMALIA

<b>Title:</b>	<b>Food Aid for Relief and Recovery</b>
<b>Project number:</b>	<b>PRRO 10191.0</b>
<b>Beneficiaries:</b>	2,899,753
<b>Total cost (US\$):</b>	51,318,924
<b>Total tonnage (tonnes):</b>	64,435
<b>Period:</b>	January 2003 – December 2005

### OVERVIEW OF IMPLEMENTATION

PRRO 10191.0 covers four major programme activities:

- (i) emergency relief, providing basic nutritional requirements for vulnerable people;
- (ii) selective feeding, providing essential nutritional support to malnourished children, women and other vulnerable groups and as an incentive for medical patients, women and children to seek mother-and-child health services;
- (iii) recovery activities, securing livelihoods by creating sustainable assets and enhancing human resources for food-insecure communities; and
- (iv) school feeding, increasing gender equity in accessing completing basic education.

Recent heavy rains in northeastern and northwestern Somalia caused floods and mudslides resulting in substantial livestock losses and destruction of houses. These areas will require continued emergency relief assistance in addition to regular programmes such as supplementary feeding and rehabilitation and food-for-work (FFW) activities to create sustainable long-term community assets.

In southern Somalia, people's food security is still precarious as a result of insecurity and prolonged drought. WFP has started to deliver part of the

consignment of assorted food commodities pre-positioned in Kismayo to the isolated Marere area and satellite villages along the Juba Valley for the supplementary and therapeutic feeding centres run by *Médecins Sans Frontières* (MSF-Holland) and for targeted relief distributions.

The severely uprooted livelihoods in the drought -affected areas of the country and the recent devastation wrought by the tsunami waves require the continuation of emergency assistance. WFP is planning mitigating measures through increased support in asset rehabilitation and nutrition management programmes.

### OVERALL NEEDS AND SHORTFALLS FOR 2005

Taking into account the current budget, stocks and pledges in the pipeline, WFP Somalia estimates a shortfall of 16,000 tonnes of food needed to meet current needs until the end of June 2005. In the first half of 2005, distribution of a higher tonnage than that for 2003 and 2004 is expected. If peace is achieved, more people in need of food assistance may be reached and the budget would be revised upward accordingly. However, gaps in the pipeline significantly limit emergency relief and regular programme.

Commodity pipeline	Cereals	Pulses	Oil	Blended food	Other
<b>Shortfall for next 6 months</b>	13,442	1,640	400	-	-
<b>Pipeline break</b>	Feb. 2005	April 2005	May 2005	N/A	N/A

Distribution projected for next 6 months	
US\$ million	Tonnes
37.6	47,200

WFP Country Director: *Mr Robert Hauser*  
E-mail: [robert.hauser@wfp.org](mailto:robert.hauser@wfp.org)

Telephone: +254 2 622930  
Fax: +254 2 622058



## SOUTHERN AFRICA REGIONAL

<b>Title:</b>	<b>Assistance to Populations in Southern Africa Vulnerable to Food Insecurity and the Impact of HIV/AIDS</b>
<b>Project number:</b>	<b>PRRO 10310.0</b>
<b>Beneficiaries:</b>	5,591,102
<b>Total cost (US\$):</b>	395,118,5666
<b>Total tonnage (tonnes):</b>	656,573
<b>Period:</b>	January 2005 – December 2007

### OVERVIEW OF IMPLEMENTATION

Regional protracted relief and recovery operation (PRRO) 10310.0 began on 1 January 2005. Given the need for simultaneous humanitarian relief and recovery action, the PRRO approach ensures that food assistance is mainly employed as a short-term input in activities providing long-term productive and care opportunities. The PRRO incorporates new programming modalities developed with the HIV/AIDS pandemic in southern Africa in mind. Beneficiary countries have prepared and disseminated Year 1 implementation strategies, which provide significant detail of the modalities of the PRRO roll-out in Year 1. With carry-over stocks, cash advances and early announced contributions, the PRRO is now well into its implementation phase.

The objective is to contribute to improved food security, livelihoods and productive capacity among the vulnerable poor, including people affected and infected by HIV/AIDS in Lesotho, Malawi, Mozambique, Swaziland, Zambia and Zimbabwe. In the context of high rates of food insecurity and HIV/AIDS, food-aid interventions aim to (i) contribute to the daily dietary intake of vulnerable food-insecure populations, (ii) encourage school attendance and (iii) support participation in activities that help to rebuild physical assets, enhance knowledge and skills and support alternative sources of income for 5.6 million people.

The situation in Zimbabwe will be kept under review; any first-quarter food requirements will be sourced from the unallocated emergency window. Should there be additional food requirements, budget revisions will be prepared accordingly.

### OVERALL NEEDS AND SHORTFALLS FOR 2005

Most of the PRRO activities are a progression from emergency operation (EMOP) 10290.0, providing food for patients on anti-retroviral (ARV) treatment and suffering from opportunistic infections, encouraging treatment compliance and improving nutrition. A pipeline break could be life-threatening in terms of compliance with ARV treatment and directly observed treatment, and could have an effect on minimum caloric intake.

PRRO 10310.0 has estimated in-country stocks of 35,000 tonnes from EMOP 10290.0. Contributions to date amount to 71,000 tonnes – but 30 percent of these will not be available before April 2005. Resources are being procured through US\$12 million in advances from WFP and UN funding facilities that will have to be repaid in 2005. Contributions are urgently required to cover these advances and significant operational shortfalls.

Commodity pipeline	Cereals	Pulses	Oil	Blended food	Other
<b>Shortfall for next 6 months</b>	51,508	5,085	2,484	3,402	251
<b>Pipeline break</b>	Immediate	Feb. 2005	Feb. 2005	Feb. 2005	Immediate

Distribution projected for next 6 months	
US\$ million	Tonnes
119.9	195,738

WFP Regional Director: *Mr Mike Sackett*  
E-mail: [mike.sackett@wfp.org](mailto:mike.sackett@wfp.org)

Telephone: +27 11 5171634  
Fax: +27 11 5171642



## SRI LANKA

<b>Title:</b>	<b>Assistance to Vulnerable Groups for Peace Building in Conflict-Affected Areas</b>
<b>Project number:</b>	<b>PRRO 10067.1</b>
<b>Beneficiaries:</b>	1,580,000
<b>Total cost (US\$):</b>	25,906,138
<b>Total tonnage (tonnes):</b>	55,082
<b>Period:</b>	January 2005 – December 2006

### OVERVIEW OF IMPLEMENTATION

This new phase of the protracted relief and recovery operation (PRRO) has been in operation since 1 January 2005 with an increased number of beneficiaries because two of the main components of the programme, food for education and mother-and-child nutrition (MCN), are being expanded to more divisions in conflict-affected areas in the north and east.

The purpose of this new PRRO is to improve the food security of vulnerable people in conflict-affected areas and further develop social cohesion, contributing to the peace building process. The objectives of the project are (i) to improve access to food for conflict-affected people through food-for-work activities to rehabilitate communal and individual assets; (ii) to improve the nutritional status of pregnant and lactating women and children under 5; and (iii) to support vulnerable women in the remaining welfare centres for internally displaced people. It also aims to reduce short-term hunger and improve the diet of schoolchildren and increase their attendance and retention in schools, and to improve access to counselling services and skills training by people most affected by the conflict, including former child

soldiers, households headed by women, unemployed young people and traumatized children.

### OVERALL NEEDS AND SHORTFALLS FOR 2005

This PRRO was scheduled to start in January 2005 as an expansion of PRRO 10067.0 (2002–2004). New contributions are urgently required to continue uninterrupted support for targeted pregnant and lactating women and small children, and for children receiving meals in schools in targeted food-insecure areas. Any delay in the delivery of commodities for the new phase will negatively affect the gains achieved by the previous operation and the on-going expansion of activities to newly identified vulnerable groups.

Commodity pipeline	Cereals	Pulses	Oil	Blended food	Other
<b>Shortfall for next 6 months</b>	7,202	741	-	4,606	351
<b>Pipeline break</b>	Immediate	Immediate	N/A	Immediate	Immediate

Distribution projected for next 6 months	
US\$ million	Tonnes
4.5	12,900

WFP Country Director: *Mr Jeff Taft-Dick*  
E-mail: [jeff.taft-dick@wfp.org](mailto:jeff.taft-dick@wfp.org)

Telephone: + 94 11 2586244  
Fax: + 94 11 2502468



## SUDAN

Title:	Food Assistance to Population Affected by War in Greater Darfur	Food Assistance to Population Affected by War and Drought
Project number:	EMOP 10339.1	EMOP 10048.3
Beneficiaries:	2,400,000	3,230,951
Total cost (US\$):	438,234,341	301,591,414
Total tonnage (MT):	453,216	267,899
Period:	Jan. 2005 – December 2005	January 2005 – December 2005

### OVERVIEW OF IMPLEMENTATION

The emergency food-security assessment led by WFP in Darfur in September 2004 indicated that the nutrition situation remains serious: 2.5 million people are at risk and require immediate food assistance. Among children under 5 in the internally displaced person (IDP) and resident populations, the rate of global acute malnutrition was 21.8 percent; severe acute malnutrition was 3.9 percent. About 94 percent of IDPs rely on food aid to meet most of their consumption needs. The assessment indicated that 70 percent of the population in Darfur is affected by the conflict.

In 2005, WFP will assist a monthly average of 2.3 million people through emergency operation (EMOP) 10339.1, using 453,000 tonnes of food aid. The International Committee of the Red Cross will provide food for the remaining 200,000 people.

The food-security situation in 2005 is likely to be further strained with the expected influx of returnees following the comprehensive peace agreement between the Sudan People's Liberation Movement/Army and the Government. Food assistance is therefore required to support the south, east, transitional areas and the states of Kordofan and White Nile. In 2005, WFP plans to provide 270,000 tonnes of food to 3.2 million people affected by war and drought, primarily in the south, through EMOP 10048.3.

### OVERALL NEEDS AND SHORTFALLS FOR 2005

Continued lawlessness in Darfur has made delivery of food assistance extremely challenging. For WFP to guarantee to meet the requirements of those in need on time, it needs to receive 75 percent of resources, amounting to US\$328 million, before the end of February 2005. WFP has already received 50 percent of resources for the new phase of the operation. Cash contributions are urgently required for the purchase of non-cereal foods to balance the food basket.

Cash and in-kind contributions are urgently needed in the coming months to avoid imminent pipeline breaks and to enable pre-positioning of food stocks in April and May before the rainy season from June to October.

**Special operations** that play a key role in support of both EMOPs, have a combined shortfall of over \$120 million for 2005.

Commodity pipeline	Cereals	Pulses	Oil	Blended food	Other
EMOP 10339.1 Shortfall for next 6 months	31,245	5,593	2,611	2,888	11,338
Pipeline break	Mar. 2005	April 2005	June 2005	June 2005	Immediate
EMOP 10048.3 Shortfall for next 6 months	29,218	702	551	4,346	6,342
Pipeline break	May 2005	June 2005	June 2005	May 2005	Immediate

Distribution projected for next 6 months		
	US\$ million	Tonnes
EMOP 10339.1	244.1	278,143
EMOP 10048.3	121.2	126,010



## TAJIKISTAN

<b>Title:</b>	<b>Assistance to Food-Insecure Households and Recovery Operations in Tajikistan</b>
<b>Project number:</b>	<b>PRRO 10231.0</b>
<b>Beneficiaries:</b>	1,482,600
<b>Total cost (US\$):</b>	73,664,708
<b>Total tonnage (tonnes):</b>	142,112
<b>Period:</b>	September 2003 – June 2005

### OVERVIEW OF IMPLEMENTATION

Tajikistan is a landlocked low-income food-deficit country; only 7 percent of its land is arable. The 1992–1997 civil war and the 2000–2001 drought devastated its fragile economy. Despite imports and international food aid, access to food remains a major challenge, especially for 1.4 million people in marginal areas. The goal of the WFP intervention in Tajikistan is to improve household food security, preserve and rehabilitate assets, increase food production and promote investment in human capital. This is being accomplished through a combination of continued relief assistance for vulnerable groups and implementation of recovery activities such as food-security projects, food-for-work (FFW), food-for-training (FFT), school feeding and a supplementary feeding programme.

Market prices of basic foods continue to be 40–50 percent higher than in 2003, when the PRRO was initiated, which has severely curtailed access to food for poorer people. During December 2004, 440,886 beneficiaries were assisted through WFP activities. The first cycle of the three distribution cycles of vulnerable group feeding (VGF) was completed in December 2004, providing two months food rations for 200,000 vulnerable people. The

shortfall of vegetable oil resulted in a reduced food basket – wheat flour, pulses and iodized salt – for this activity.

### OVERALL NEEDS AND SHORTFALLS FOR 2005

The decline in donor support for the Tajikistan PRRO is causing concern and hampering implementation. In the 18 months since it began, only 34 percent of requirements were resourced, forcing WFP to scale down or cancel activities. Stocks and commodities in the pipeline expected to arrive over the next four months would cover only 55 percent of the food needs of the vulnerable groups during the winter and lean pre-harvest season.

To ensure that school feeding, supplementary feeding and other recovery activities continue without disruption, and that relief food assistance reaches vulnerable and food-insecure groups, the Tajikistan PRRO needs increased donor support during this critical period. An additional 15,000 tonnes of cereals, pulses, vegetable oil and blended food must be urgently resourced, requiring an estimated US\$6.9 million in contributions.

Commodity pipeline	Cereals	Pulses	Oil	Blended food	Other
<b>Shortfall for next 6 months</b>	13,799	1,057	132	40	19
<b>Pipeline break</b>	Feb. 2005	Feb. 2005	Feb. 2005	Immediate	Immediate

Distribution projected for next 6 months	
US\$ million	Tonnes
16.5	32,797

WFP Country Director: *Mr Ismail Omer*  
E-mail: *ismail.omer@wfp.org*

Telephone: +992 372210919  
Fax: +992 372510087



## UGANDA

<b>Title:</b>	<b>Targeted Food Assistance for Relief and Recovery of Refugees Displaced People and Vulnerable Groups</b>
<b>Project number:</b>	<b>PRRO 10121.1*</b>
<b>Beneficiaries:</b>	2,597,310
<b>Total cost (US\$):</b>	275,758,283
<b>Total tonnage (tonnes):</b>	452,507
<b>Period:</b>	April 2005 – March 2006

\* Subject to EB approval, January 2005.

### OVERVIEW OF IMPLEMENTATION

Several concurrent and protracted emergencies in Uganda continue to cause population movements, particularly in the north and east. By June 2004, the number of people in settlements dependent on food assistance had risen to 2.1 million. The number of refugees has increased slightly, but the number of internally displaced people (IDPs) tripled after 2002 following attacks by Lord's Resistance Army (LRA) rebels in Gulu, Kitgum, Pader, Lira, Soroti, Katakwi and Kaberamaido districts. Protracted LRA insurgency has resulted in a current displacement of 1.6 million people, from 542,000 in April 2002. Over half of the displaced population are children, 30,000 of whom seek shelter in the municipalities of Gulu, Kitgum and Kalongo each night for fear of being abducted.

Emergency food-security assessments in March and April 2004 confirmed deteriorating food security, exacerbated by poor rains in the north during the first agricultural season of 2004. The general state of insecurity prevents IDPs from planting crops more than 2 km away from the camps. Recent defections of LRA rebels indicate that the civil conflict may be nearing a conclusion, but a large number of people remain displaced, sheltering from continuing insecurity in rural areas.

IDPs are severely constrained in their food-acquisition strategies and rely on WFP for basic survival. WFP assists 1.3 million IDPs in over 100 camps and 154,000 refugees in 66 settlements. Results of the July/August 2004 nutrition surveys in Kitgum and Pader districts indicate global acute malnutrition levels above the 10 percent threshold. WFP is doing everything possible to ensure that levels of malnutrition do not increase.

### OVERALL NEEDS AND SHORTFALLS FOR 2005

Unless additional pledges and resources are received, the project faces a critical shortfall from April 2005 of 38,165 tonnes of cereals, 5,970 tonnes of pulses, 4,656 tonnes of corn-soya blend, 476 tonnes of sugar and 27 tonnes of salt. These figures include the expansion of protracted relief and recovery operation (PRRO) 10121.1, which will be put forward for approval by the Executive Board in February 2005.

Commodity pipeline	Cereals	Pulses	Oil	Blended food	Other
<b>Shortfall for next 6 months</b>	38,165	5,970	-	4,656	503
<b>Pipeline break</b>	April 2005	April 2005	N/A	April 2005	April 2005

Distribution projected for next 6 months	
US\$ million	Tonnes
74.8	131,855

WFP Country Director: *Mr Ken Davies*  
E-mail: [ken.davies@wfp.org](mailto:ken.davies@wfp.org)

Telephone: +256 31 242000  
Fax: +256 31 250485



## WEST AFRICA COASTAL

Title:	Post-Conflict Transition in the West Africa Coastal Region	Air Passenger Service in West Africa Coastal Countries
Project number:	PRRO 10064.3	SO 10061.3
Beneficiaries:	1,804,477	N/A
Total cost (US\$):	156,164,863	2,437,823
Total tonnage (tonnes):	204,884	N/A
Period:	January 2005 – December 2006	January 2005 – December 2005

### OVERVIEW OF IMPLEMENTATION

Displacement has been the main factor generating food insecurity in the region for more than a decade, the result of a conflict centred in Liberia that has spread throughout the coastal region.

WFP's programme is based on three main thrusts of intervention: (i) emergency response through a basic ration for refugees, IDPs and returnees; (ii) emergency response for severely and moderately malnourished people through therapeutic and supplementary feeding; and (iii) recovery/emergency response for food-insecure people through safety nets – food for work (FFW), food for training (FFT), emergency school feeding and institutional feeding for vulnerable groups. Reintegration and rehabilitation activities for ex-combatants will continue to be supported in Liberia.

Scarcity of resources since September 2004 has compelled WFP to take action to mitigate the effects of pipeline shortages. Assuming that the food pipeline is strengthened, WFP interventions in Liberia will progressively shift from emergency to recovery activities to create the basic conditions for resettlement and reintegration. In Guinea, WFP will be able to carry out its emergency school feeding programme and restore the standard kcal intake of

beneficiaries of general distributions. In Guinea and Sierra Leone, WFP will resume its FFT and FFW activities and will be able to feed Liberian refugees not yet repatriated because of delays in the repatriation process.

Special operation (SO) 10061.3 facilitates the movement of humanitarian personnel in the region, transports urgently needed non-food items and supports WFP activities under the regional PRRO operations.

### OVERALL NEEDS AND SHORTFALLS FOR 2005

All countries are facing shortfalls as of January 2005. US\$24 million is urgently needed by June 2005 to prevent pipeline breaks and repay the US\$10.3 million advance-capital financing received to start the operation in January as planned. If resources are not mobilized urgently, rations will continue to be reduced and some activities might have to be suspended altogether.

Donor funds need to be mobilized urgently to guarantee that the humanitarian air service will continue without interruption to the end of 2005.

Commodity pipeline	Cereals	Pulses	Oil	Blended food	Other
Shortfall for next 6 months	20,104	4,473	1,328	3,250	395
Pipeline break	Feb. 2005	Immediate	Feb. 2005	Feb. 2005	April 2005

Distribution projected for next 6 months	
US\$ million	Tonnes
51.9	69,659

Expenditure projected for next 6 months (US\$ million)	
SO 10061.3	1.1

WFP Regional Director: *Mr Mustapha Darboe*  
E-mail: [mustapha.darboe@wfp.org](mailto:mustapha.darboe@wfp.org)

Telephone: +221 8496500  
Fax: +221 8423562



## ZAMBIA

<b>Title:</b>	<b>Food Assistance for Refugees from Angola and the Democratic Republic of Congo</b>
<b>Project number:</b>	<b>PRRO 10071.1</b>
<b>Beneficiaries:</b>	108,000
<b>Total cost (US\$):</b>	23,871,471
<b>Total tonnage (tonnes):</b>	42,036
<b>Period:</b>	January 2004 – December 2005

### OVERVIEW OF IMPLEMENTATION

Protracted relief and recovery operation (PRRO) 10071.1 aims (i) to save and maintain the lives of refugees and new arrivals by meeting their basic food needs and (ii) to improve the nutritional status of malnourished children under 5, at-risk pregnant and lactating women, and chronically ill people through selective supplementary feeding. The operation ensures that women are involved in managing food distribution through participation in food committees. Women are also empowered by managing income-generating milling facilities through women's clubs. Zambia is one of five pilot initiatives of WFP and the Office of the United Nations High Commissioner for Refugees (UNHCR) in which WFP took over management of food distribution from UNHCR in January 2004.

In 2004, 27,525 Angolan refugees returned home; the Angolan Voluntary Repatriation Operation closed at the end of November. After verification from UNHCR, the number of refugees remaining in the camps was revised to 82,266. Under the Angolan Refugee Voluntary Repatriation Plan (2003–2005), repatriation will resume in June 2005, after which the number of refugees requiring food assistance is expected to fall gradually.

A major pipeline break in October 2004 forced WFP to reduce rations of pulses and cereals by 50 percent from October to December 2004. To cushion the impact on refugees, multilateral funds and recent contributions allowed WFP to distribute all commodities at full-ration level in January 2005.

### OVERALL NEEDS AND SHORTFALLS FOR 2005

Without further donations, the operation will face shortfalls of 5,300 tonnes over the next six months. The Government of Zambia is concerned that continued reduced rations may affect security in camps and surrounding host communities. Illegal movement of refugees in search of food and work outside camps has increased. Health agencies anticipate a rise in malnutrition levels.

Commodity pipeline	Cereals	Pulses	Oil	Blended food	Other
<b>Shortfall for next 6 months</b>	3,087	2,601	177	-	66
<b>Pipeline break</b>	April 2005	Feb. 2005	March 2005	N/A	April 2005

Distribution projected for next 6 months	
US\$ million	Tonnes
4.6	9,246

**2004 - TOTAL CONTRIBUTIONS TO WFP OPERATIONAL ACTIVITIES (US\$)**

*(As of 31 December 2004)*

Donor	DEVELOPMENT	IEFR	IRA	PRRO	SO
ANDORRA		71,451			
AFRICAN DEV. BANK				500,000	
ANGOLA				4,013,590	
AUSTRALIA	6,613,241	16,163,114		11,687,478	1,944,191
AUSTRIA		121,802		2,067,089	
BELGIUM	490,196	2,443,517		6,388,329	1,203,369
BHUTAN					
BULGARIA					
CAMEROON	600,000				
CANADA	49,820,907	20,877,218	4,477,612	12,635,421	847,457
CHINA	4,804,250				
COLOMBIA				2,223,956	
CUBA		570,000			
CYPRUS			4,629		
CZECH REPUBLIC				98,473	
DENMARK	26,443,222	8,176,692		5,764,755	377,723
EC	7,891,782	123,915,362		54,929,994	8,348,448
ECUADOR					
EGYPT	353,518				
EL SALVADOR					
ETHIOPIA	30,375				
FINLAND	7,352,375	2,584,872		7,197,368	
FRANCE	1,801,155	13,268,213	1,694,960	8,616,534	3,538,497
GERMANY	27,154,965	20,582,932		11,912,208	3,524,520
GHANA					

Donor	DEVELOPMENT	IEFR	IRA	PRRO	SO
GREECE			15,555		
GUATEMALA					
HOLY SEE	10,000				
HONDURAS	1,561,621				
HUNGARY					
ICELAND		56,796	18,469		
INDIA				23,532,261	
IRAN					
IRELAND	912,494	5,674,607	977,252	3,938,983	1,755,440
ITALY	13,898,922	13,145,933		10,991,645	
JAPAN	12,189,642	65,504,162	9,274,925	47,630,119	
JORDAN	53,370				
KENYA	1,035,000	9,009,441			
KOREA, REP OF	100,000	23,385,414		1,000	
LUXEMBOURG		2,245,679		1,840,597	
MADAGASCAR		2,000,000			
MALAWI		1,454,716		13,013,892	
MONACO	30,000				
NEPAL				144,191	
NETHERLANDS		26,116,269	4,146,341	36,890,439	10,521,610
NEW ZEALAND	689,656	1,351,250		53,856	
NICARAGUA	1,327,952				
NORWAY	33,864,674	6,930,950	2,404,855	6,398,453	5,246,574
PAKISTAN					
PANAMA	1,000				
POLAND		137,737		218,124	
PORTUGAL	110,036			214,838	397,878
PRIVATE	6,715,908	6,667,016		2,080,446	1,390,046

Donor	DEVELOPMENT	IEFR	IRA	PRRO	SO
SAUDI ARABIA	1,555,774			1,789,551	
SINGAPORE		20,000			
SLOVAK REPUBLIC		24,760			
SLOVENIA		33,000			
SOUTH AFRICA	1,675,042	3,509,849	1,409		
SPAIN	9,683,521	2,268,241		5,228,039	373,134
SRI LANKA					
SWEDEN		19,699,323	1,473	23,298,813	772,284
SWITZERLAND	5,365,171	12,464,907	2,021,263	10,412,632	2,187,701
SYRIA	618,553	324,000			
TURKEY				150,000	
UGANDA					
UK	14,731,313	39,541,612		24,108,885	24,114,215
UN	145,590			74,893	
UNITED ARAB EMIRATES	50,000				
USA	36,361,568	657,592,382		264,968,975	28,495,959
ZIMBABWE				4,426	
<b>Grand Total</b>	<b>276,042,793</b>	<b>1,107,933,217</b>	<b>25,038,743</b>	<b>605,020,253</b>	<b>95,039,046</b>
Of which multilateral	142,926,789	30,702,244	25,038,743	44,356,969	1,697,856
Share of multilateral in total	52%	3%	100%	7%	2%

### 2005 - TOTAL CONTRIBUTIONS TO WFP OPERATIONAL ACTIVITIES

(As of 14 January 2005)

Donor	DEVELOPMENT	IEFR	IRA	PRRO	SO
AUSTRALIA		5,809,450			2,711,076
CANADA		2,868,852			
DENMARK		3,649,635			912,408
FINLAND		1,356,852			
FRANCE		3,452,705			
GERMANY					
HOLY SEE	10,000				
IRELAND					
LIECHTENSTEIN					
PORTUGAL	112,968				
PRIVATE		193,836			
SWITZERLAND					1,769,990
UK		4,789,271			1,915,708
USA		12,385,740		10,568,900	
<b>Grand Total</b>	<b>122,968</b>	<b>34,506,341</b>		<b>10,568,900</b>	<b>7,309,182</b>

For any questions regarding this document, please contact:



United Nations  
**World Food  
Programme**

**Gordana Jerger**  
Chief, Programming Service (ODP)  
tel.: + 39-06-6513 2501  
e-mail: [gordana.jerger@wfp.org](mailto:gordana.jerger@wfp.org)

**Stephen Anderson**  
Chief Programme Officer (ODP)  
tel.: +39-06-6513 2361  
e-mail: [stephen.anderson@wfp.org](mailto:stephen.anderson@wfp.org)

**<http://www.wfp.org/YellowPages>**